

2021-2022

TRIO STUDENT SUPPORT SERVICES

REGULAR

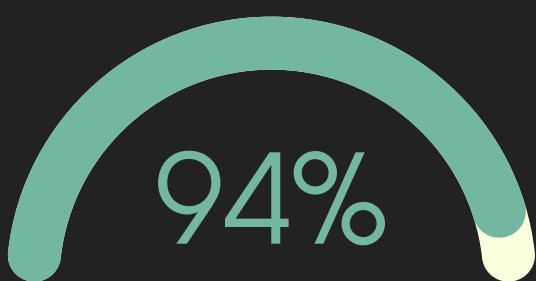
82%
FIRST GENERATION

115 of our 140 participants are First Generation College Students.



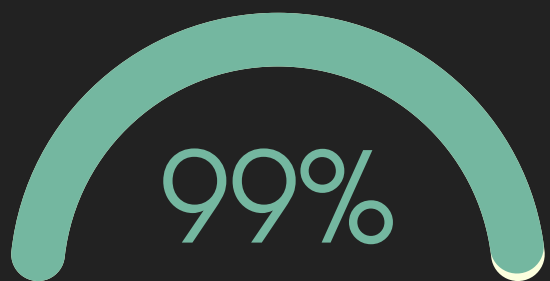
60%
MINORITY

85/140 of our participants are from a minority race or ethnicity



PERSISTENCE RATE

SSS Objective 1: 70% Persistence (from fall semester to fall semester). We exceeded this goal with our participants at a rate of 94%.




GOOD ACADEMIC STANDING

SSS Objective 2: 90% Good Academic Standing Rate for Participants. We were able to exceed this with a 99% rate.

86%
GRADUATION RATE

SSS Objective 3: 35% Graduation Rate. We exceed this with our 2016-2017 cohort 6 year graduation rate.



DATA IS BASED OFF A 6 YEAR GRADUATION RATE COHORT MODEL



96%

FINANCIAL LITERACY

135/140 Participants completed a Financial Literacy Workshop during the 2021-2022 academic year.

Topics included: scholarships, taxes, FAFSA, Student loans, Budgeting, Credit, Investments and more.



FREE MONEY

\$1,781,595

78% OF ALL FINANCIAL AID THAT OUR PARTICIPANTS RECEIVED FOR THE 21-22 SCHOOL YEAR WAS "FREE MONEY".

THIS INCLUDES ALL MONEY THAT DOES NOT HAVE TO BE REPAID. (SCHOLARSHIP, GRANTS, ETC.)

DEAN'S LIST

FA'21
38%



Over 1/3 of our participants finished with a 3.5 GPA or higher.
22 of our participants had a 4.0 GPA!

SP'22
34%



1/3 of our participants finished with a 3.5 GPA or higher.
21 of our participants had a 4.0 GPA!


THE STUDENT SUPPORT SERVICES PROGRAM AT ARKANSAS TECH UNIVERSITY IS FUNDED IN TOTAL (100%) BY FEDERAL GRANT FUNDING FROM THE U.S. DEPARTMENT OF EDUCATION WITH AN ANNUAL BUDGET OF \$261,888 TO SERVE 140 STUDENTS ON CAMPUS.

2021-2022

TRIO STUDENT SUPPORT SERVICES TEACHER PREP

77% FIRST GENERATION


108 of our 140 participants are First Generation College Students.



720 hrs. PRAXIS II PREP

Participants have completed over 720 hours studying for Praxis II using 240Tutoring online Test Prep.

240TUTORING IS PAID FOR BY THE SSS TEACHER PREP GRANT



PERSISTENCE RATE

SSS Objective 1: 70% Persistence (from fall semester to fall semester). We exceeded this with our participants at a rate of 94%.



GOOD ACADEMIC STANDING

SSS Objective 2: 95% Good Academic Standing Rate of Participants. We were able to exceed this with a 99% rate.



37%

GRADUATION RATE FOR 2020-2021 COHORT

SSS Objective 3: 35% Graduation Rate. We do not currently have a 6 year graduation rate for our Teacher Prep SSS because the first year for the grant was 2020-2021. As of December 2022, 43/116 participants from 20-21 cohort have graduated.

DATA IS BASED OFF A 6 YEAR GRADUATION RATE COHORT MODEL



96%

FINANCIAL LITERACY

135/140 Participants completed a Financial Literacy Workshop during the 2021-2022 academic year.

Topics included: scholarships, taxes, FAFSA, Student loans, Budgeting, Credit, Investments and more.



FREE MONEY

\$1,872,737

77% OF ALL FINANCIAL AID THAT OUR PARTICIPANTS RECEIVED FOR THE 21-22 SCHOOL YEAR WAS "FREE MONEY".

THIS INCLUDES ALL MONEY THAT DOES NOT HAVE TO BE REPAID. (SCHOLARSHIP, GRANTS, ETC.)

DEAN'S LIST

FA'21 59%



Over 1/2 of our participants finished the semester with a 3.5 GPA or higher. 42 of our participants had a 4.0 GPA!

SP'22 64%



Just under 2/3 of our participants finished with a 3.5 GPA or higher. 49 of our participants had a 4.0 GPA!

THE STUDENT SUPPORT SERVICES PROGRAM AT ARKANSAS TECH UNIVERSITY IS FUNDED IN TOTAL (100%) BY FEDERAL GRANT FUNDING FROM THE U.S. DEPARTMENT OF EDUCATION WITH AN ANNUAL BUDGET OF \$261,888 TO SERVE 140 STUDENTS ON CAMPUS.