

FURNITURE STANDARDS



2018

mahg
architecture

TABLE OF CONTENTS

1.0 Value Options

- 1.1 Task Chairs | value options
- 1.2 Casegoods | value options
- 1.3 Tables | value options
- 1.4 Lounge | value options

2.0 Task Chairs

- 2.1 Task Chairs | group 1
- 2.2 Task Chairs | group 2

3.0 Casegoods

- 3.1 Casegoods | group 1
- 3.2 Casegoods | group 2

4.0 Classroom

- 4.1 Classroom Tables
- 4.2 Classroom Seating
- 4.3 Classroom Collaborative Seating
- 4.4 Classroom Individual Seating + Desk
- 4.5 Classroom Computer Benching

5.0 Lounge

- 5.1 Lounge Seating
- 5.2 Benches

6.0 Conference Room Seating

7.0 Open Office Workstations

8.0 Storage

9.0 Classroom Configurations

2018



ARKANSAS TECH
UNIVERSITY

9to5 strata
highmark airus
rfm seating evolve

task chairs|value options

mahg

FURNITURE STANDARDS-

task chairs|9to5

mahgarchitecture

FEATURES

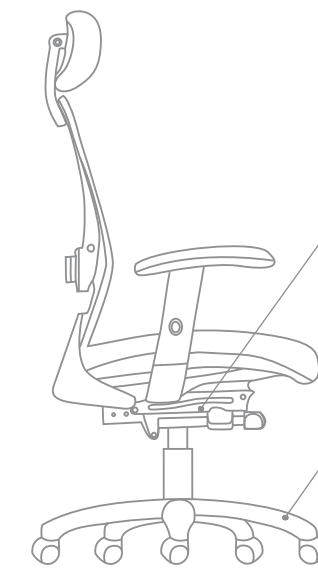


STRATA'S ERGONOMIC DESIGN and sleek look make it a great choice for all managerial and executive applications. High-quality mesh molds to every users back for better lumbar support.

AIR GRID MESH COVERED SEAT AVAILABLE with high resilient molded foam.

AVAILABLE WITH A8 AND A9 height adjustable arms or upgrade to A6 and A7 multi-adjustable arms featuring Ura-Soft® arm pads that swivel, pivot and slide forward and back. A16 fixed conference arms also available.

ADJUSTABLE LUMBAR SUPPORT with both depth and height adjustment standard.



SIDE ACTIVATED SEAT SLIDER is available on all management and executive models. This grants the user easier access to the seat depth adjustment.

Y2 HEAVY DUTY SYNCHRO-TILT CONTROL features a 2:1 back to seat tilt ratio. Control features four position multi-lock with built in safety lock return. Y1 simple synchro offers reduced rise of front seat edge when reclining and locks in upright position.

DURABLE CAST ALUMINUM BASE with powder coat finish standard with Y2 control.

60MM HEAVY DUTY CASTERS



strata

LET STRATA FLOAT
INTO YOUR OFFICE.

9to5[®]
seating

9to5[®]
seating

3211 Jack Northrop Ave.
Hawthorne, CA 90250

PHONE

888.925.SEAT

FAX

866.925.SEAT

EMAIL

sales@9to5seating.com

9to5seating.com



CHOOSE FROM OVER 1,000 TEXTILES

offered by Momentum, Designtex, 9 to 5 Signature® and the Symphony Collection. In the rare case we don't have what you're looking for, we'll upholster your chair in any fabric provided to us!

LIFETIME WARRANTY

on all structural and mechanical components. Mesh, fabric and foam are warranted against wear through and deterioration for five years.






QUICK SHIP!

Strata ships in 48 hours in mesh, knit and select quickship fabrics.





STATEMENT OF LINE

	 MID-BACK 1545/1560/1565	 HIGH-BACK 1555/1580/1585	 GUEST 1560-GT	 GUEST 1520/1525-GT	 STOOL 1546/1561/1566 (1548/1563/1568)
OVERALL WIDTH	26.5	26.5	24.0	24.0	26.5
OVERALL DEPTH	26.5	26.5	27.5	24.0	26.5
OVERALL HEIGHT	39.5 - 44.0	46.5 - 51.0	40.0	39.0	49.0 - 59.0 (45.0 - 53.0)
SEAT WIDTH	21.0	21.0	21.0	21.0	21.0
SEAT DEPTH	18.0	18.0	18.0	18.0	18.0
SEAT HEIGHT	17.0 - 21.5	17.0 - 21.5	18.0	18.0	27.0 - 37.0 (23.0 - 31.0)
BACK WIDTH	21.0	21.0	21.0	21.0	21.0
BACK HEIGHT	22.0	29.0	22.0	22.0	22.0
COM	0.9 yds	0.9 yds	0.9 yds	0.9 yds	0.9 yds
WEIGHT	50.0 lbs	51.0 lbs	34.0 lbs	28.0 lbs	52.0 lbs

All dimensions are in inches

ADJUSTABLE ARM OPTIONS

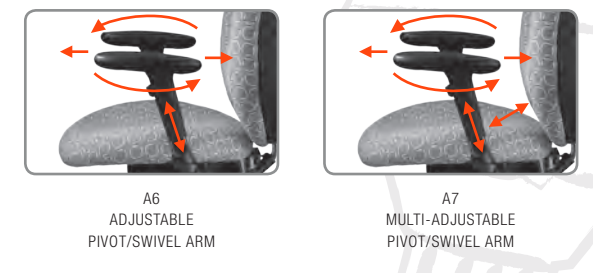
FIXED ARM OPTION



ADJUSTABLE LUMBAR SUPPORT Standard for Strata.



MULTI-ADJUSTABLE ARM OPTIONS



HEAVY DUTY OPTION



This option warrants components for 24/7 usage. Includes 350 lb weight rating. Not available for 1545/1546/1548/1555.

a. 1568-Y2-A6-BF-BA2P b. 1560-Y2-A8S-SF c. 1565-Y2-A10-BF d. 1580-Y2-A8S-SF-T01
e. 1560-GT-SF-T01 f. 1525-GT-BF g. 1545-Y1-A8B-BF-T01 h. 1545-Y1-A8B-BF-T01

mahg

FURNITURE STANDARDS-

task chairs | [highmark](#)

mahgarchitecture

highmark



airus.TM

comfort-enhancer.
industry-opener.
hard-worker.

airus.

Airus is light in scale, big on comfort and just right on aesthetic value. Breathable, mid and high back mesh options coupled with integrated back height adjustment offer all day task-intensive comfort. Simple to spec and sensible features, Airus is ready to stack hands and achieve goals.



Chair Model 1507-E1-A70-MPI
Shown in: DesignTex Mingle - Seaglass

Desking Model Intermix work height adjustable tables with fabric edge modesty with mobile box file ped
Shown in: Frosty White



Chair Model 1510-E1-A68-MPL
Shown in: DesignTex Mingle - Seaglass

Desking Model Applause Collaborative Conference Tables
Shown in: Frosty White




Model 1507-E1-SS3-A71-B12-MSO
Shown in: DesignTex Match Point - Peacock




Model 1510-S2-A68-MPI
Shown in: Momentum Tradition - Soar

Looking for more options
or information? Go to
highmarkergo.com

mesh



Storm (MST)




Oxford (MOX)




Platinum (MPL)



Scarlet (MSC)



Snow (MSO)



Oasis (MOS)



Pitch (MPI)



good

Model 1507-S2-A68-MPL

Shown in: Momentum Tradition - Soar



best

Model 1510-E1-A71-MPI-B12

Shown in: Design Tex Mingle - Seaglass



better

Model 1507-E1-A70-MSO

Shown in: DesignTex Match Point - Peacock

Cover Model 1510-E1-A70-MST

Shown in: Momentum Infinity - Vanilla



Product Certified for
Low Chemical Emissions
ULCOM/CG
UL2818

simple sell.
simple service.
simple design.

mahg

FURNITURE STANDARDS-

task chairs|rfm

mahgarchitecture



POPULAR ARM OPTIONS

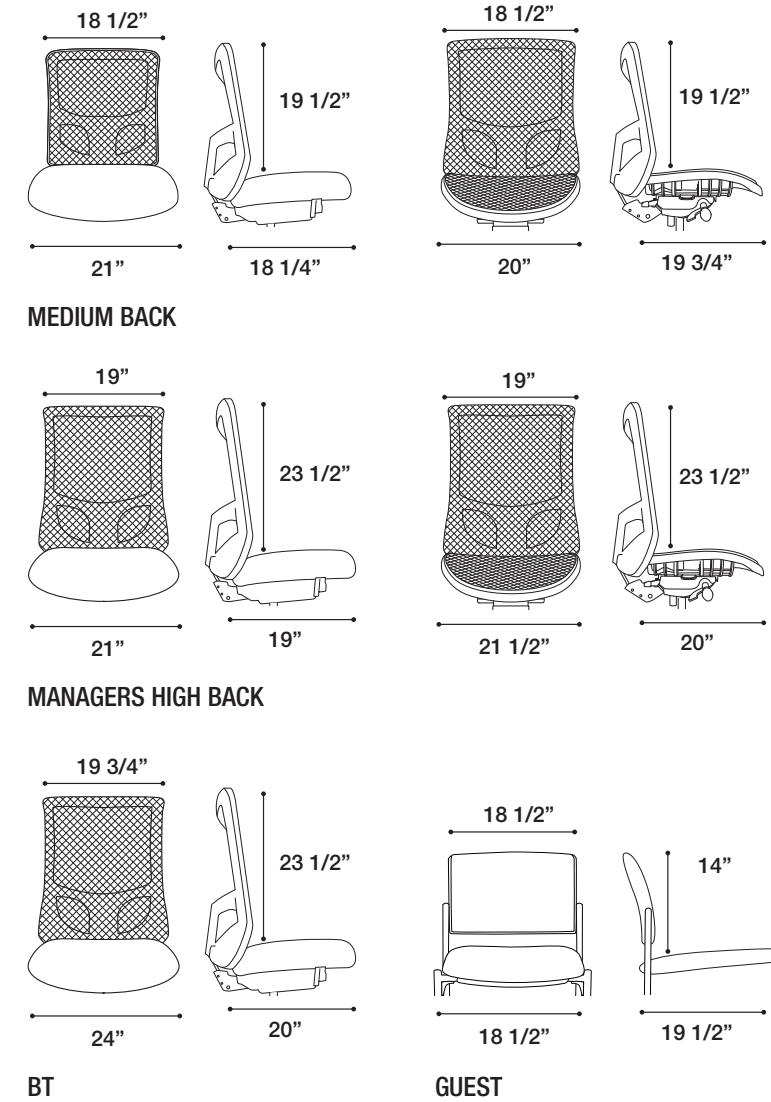


23A Vertical/Horizontal Arm 25A Vertical/Horizontal Arm 37A Four-Way Arm

B: EVOLVE 1525-23A-482S *Medley Silvered*
C: EVOLVE 15114-37A-482S *Element Felspar*
D: EVOLVE 15114-23A *Moguls Waterfall*
E: EVOLVE 1515-23A-482S *Medley Silvered*

F: EVOLVE 1515-23A-482S *Medley Silvered*
G: EVOLVE 15133-23A-482S-37200 *Medley Silvered*

evolve



FEATURES & BENEFITS

- » Multiple control options, advanced synchro, multi-function and enhanced task
- » 27" high hub base
- » Meets CAL 117
- » Standard adjustable ratcheting back
- » Standard seat slider
- » Comfortably accommodates up to 300 lbs.
- » 7 Mesh color options

A good fit for every body

For more than 35 years, RFM Seating has built a reputation for offering workplace seating that focuses on ergonomics, smart style and solid craftsmanship. Based in the Pacific Northwest, RFM Seating offers chairs made to fit the individual with one of the largest selections of options available. RFM Seating's flexibility and commitment to customer service means Evolve orders ship in just 10 days and select models ship in 48 hours.

evolve

your style. your comfort. your health.



619 S.W. Wood Street | Hillsboro, OR 97123
 503.648.6121 | 800.447.5542 | Fax: 800.734.6377 | www.rfmseating.com



1.2016V1




evolution of mesh

RFM's ability to customize a mesh chair has created the Evolve series. The Evolve offers two back sizes with enhanced lumbar support and ratchet back height adjustment, paired with a comfortable molded foam tractor seat. Available options include, 7 mesh colors, upholstered back, multiple flat and tractor seat sizes, multiple conference styles and a full line of matching guest chairs. The Evolve has all the options that RFM is known for.




SEAT OPTIONS


For added comfort and support, we provide other options, including tailbone cutout, memory foam, and a complete array of seat sizes and shapes, all with quick delivery and a warranty that is the best in the industry.



STANDARD SEATS



TRACTOR SEATS



TAILBONE CUT-OUT

MESH OPTIONS



WHITE (M01)

SILVER (M02)

CHARCOAL (M03)

RED (M04)

AZURE/BLUE (M05)

CAPPUCINO/TAN (M06)

A: EVOLVE 1535-09A *Ace Hot*
B: EVOLVE 15414-30A-22B *Medley Silvered*
C: EVOLVE 15414-09A *Medley Silvered*
D: EVOLVE 15314-37A *Medley Silvered*

E: EVOLVE 15314-09A *Ace Hot*
F: EVOLVE 1565-25A *Black Mesh*
G: EVOLVE 15333-23A-37200 *Ace Hot*

A: EVOLVE BT16-25A-M05 *Moguls Graphite*
B: EVOLVE 9544NA *Moguls Waterfall*
C: EVOLVE 9531A *Medley Silvered*

2018



ARKANSAS TECH
UNIVERSITY

cherryman industries - laminate
performance furnishings - laminate

casegoods|value options

mahg

FURNITURE STANDARDS-

casegoods|cherryman industries

mahgarchitecture



2 L-Desk. Reception with G



Glass Transaction Top. See price book page 65



L-Desk. Reception with Glass Transaction Top. See price book page 65



Occasional Table. See price book page 85
Lounge Seating. See price book page 45









L-Desk. Credenza CC. See price book page 64



L-Desk. Bullet. See price book page 60



Desk Station. Bowfront. See price book page 74





U-Desk. Rectangular. See price book page 72



U-Station. Bullet with 48" Bridge. See price book page 74





U-Station. Bowfront. See price book page 71



Keyboard Tray



Center Drawer. Matching Desk Finishes



Presentation Board



Tackboard



LED Light



Frosted Glass Reception Top. Optional



Mobile Ped and Cushion

Accessories & Details




Privacy Screens/Translucent Acrylic




Segmented Table Systems




Top Edge Conference 1 1/2" Thick, Panel Leg 1 1/4" Thick



Mocha Cherry | Black Aluminum



Sienna Mahogany | Black Aluminum




Black Cherry | Satin Nickel Aluminum




Hard Rock Maple | Satin Nickel Aluminum



Park Walnut | Satin Nickel Aluminum



Tackboard Fabric.



Wood Guest Chair Fabric

Amber | Finishes



Hard Rock Maple



Park Walnut



Mocha Cherry



Sienna Mahogany



Black Cherry

Statement of Line



Desk. Double Ped. Rectangular



Desk DbI. Sus. Ped. Rectangular



Desk DbI. Ped. Bowfront



Credenza. Kneespace. Sus. Ped



L-Desk. Rectangular



L-Desk. Rectangular. Sus. Ped



L-Desk. Bowfront



L-Desk. Bowfront CC



L-Desk. Bullet



U-Desk. Rectangular



U-Desk. Rectangular. Sus. Ped



U-Desk. Bowfront. Credenza CC



U-Desk. Bowfront




U-Desk. Bowfront CC



U-Desk. Bowfront



U Desk. Bullet Top



Desk Station. Bowfront



U Desk. Rectangular



Storage. Cabinet 2d




Storage. Lat. 2f



Storage. Lat. 4f



Mobile Ped



Storage. Bookcase



Storage. Bookcase



Storage. Vertical



Storage Lat. 2d/2d



Storage. Lat 2f/2f



L-Desk. Bullet Shape



L-Desk. Credenza CC



U-Desk. Bullet Shape



U-Desk. Bullet Shape CC



U-Desk. Bullet Shape



Storage. Hutch 2d



Storage. Hutch Open




Storage. Hutch Shell



Door Set. Wood & Alum Frame/Glass



Wall Mount Door Set. Wood



Door Set. Wood & Alum Frame/Glass

Statement of Line



L-Desk. Reception



2 L-Desk. Reception



Table. Conference. Round



Table. Conference. 8'




Table. Conference. 10'



Table. Conference. 12'



Table. Conference. 14'



Center Drawer



Keyboard Slide



Presentation Board



LED Light



Aluminum Trim



Privacy Screen



Tackboard. Dark



Mobile Cushion



Chair. Guest. Slat Back



Chair. Guest. Upholstered Back



Lounge Chair



Respond 1.1 Chair



Respond 2.1 Chair



Respond 3.1 Chair

mahg

FURNITURE STANDARDS-

casegoods|performance furnishings

mahgarchitecture

DESKS

[Home](#) / [Desks](#) / [Classic Single Pedestal Workstation](#)

Categories

Seating

Desks

Classic Laminate Collection

L Groupings

Corner Stations

U Groupings

Reception

Desks & Credenzas

Classic Plus Collection

L Grouping

U Groupings

Desks & Credenzas

Elements Collection

Conference/Seminar

Filing

Bookcases & Storage

Tables

Panel Systems

Accessories



Double click on above image to view full picture



More Views



Classic Single Pedestal Workstatic

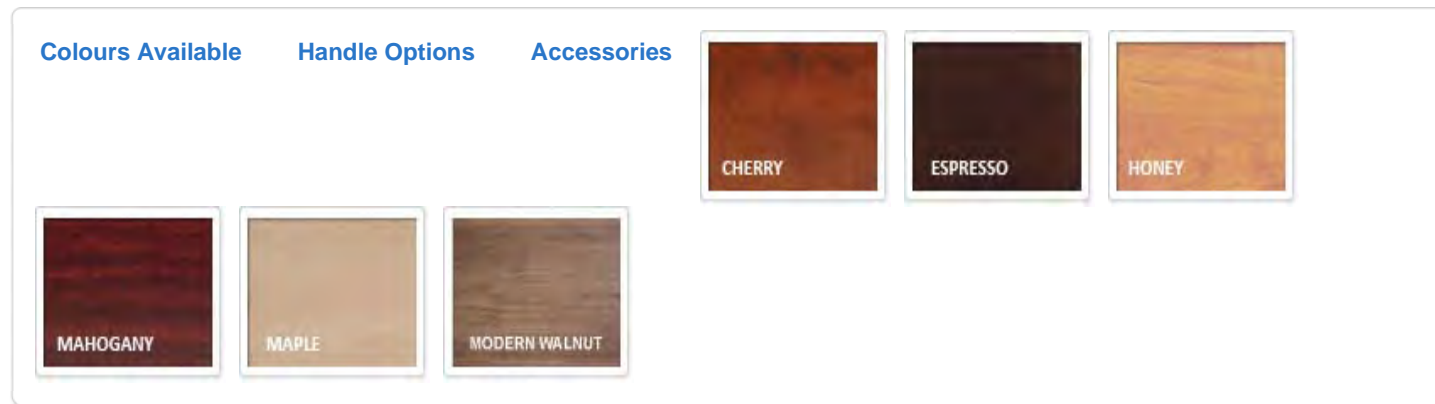
Quick Overview

Performance Classic Single Pedestal Desk with 24" x 47" Return is a function addition to any office . This unit comes with three pedestal options available; a Box/File pedestal, a full Box/Box/File pedestal or a File/File pedestal. This workstation is fully reversible.



This product is Greenguard Inc Air Quality Certified. For more information, please visit www.greenguard.org





Details

Classic Desks with 24" x 47" Return & 3/4 Pedestal are available in the following sizes:

30"D x 60"W - PL103/145/107

30"D x 66"W - PL102/145/107

30"D x 71"W - PL105/145/107

36"D x 71"W - PL101/145/107

Classic Desks with 24" x 47" Return & Full Box/Box/File Pedestal are available in the following sizes:

30"D x 60"W - PL103/145/166

30"D x 66"W - PL102/145/166

30"D x 71"W - PL105/145/166

36"D x 71"W - PL101/145/166

Classic Desks with 24" x 47" Return & Full File/File Pedestal are available in the following sizes:

30"D x 60"W - PL103/145/166/175

30"D x 66"W - PL102/145/166/175

30"D x 71"W - PL105/145/166/175

36"D x 71"W - PL101/145/166/175

Additional Information

Series Performance Classic Desk with 24" x 47" Return & Pedestal

Additional Information

Features:

- Rich high density laminates with the added feature of full 3 mil PVC DuraEdge detailir on all exposed edges.
- Finished with full 'privacy-modesty' panels.
- Superior drawer slides.
- Locking file drawers feature full ball bearing suspension for letter or legal files.
- All pedestals are fully assembled, reversible and lockable.
- Standard height 29 1/2"

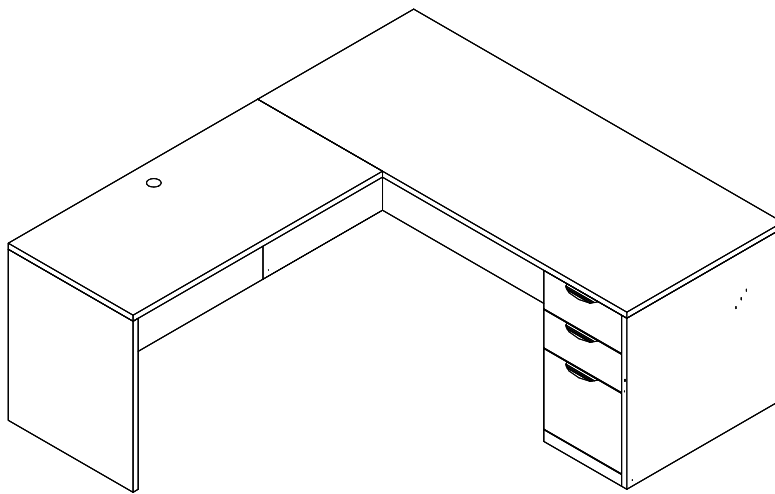
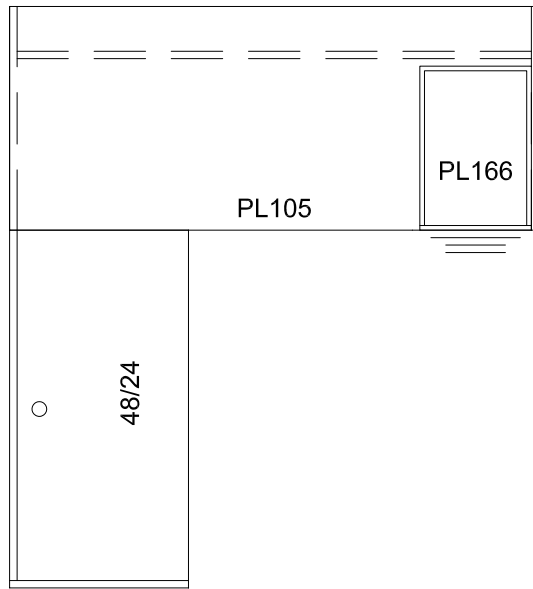
LaHarpe's Office Furniture
 318 President Clinton Ave.
 Little Rock AR 72201
 1-501-372-6684
 1-501-372-3760
 jcarroll@laharpes.com

LaHarpe's Office Furniture

Contract# SP-16-0103
BUDGET QUOTE-SALES TAX NOT INCLUDED

Quote # MH160207.visual.sp4
 1 of 1

Item	Qty	Part Number	Part Description	Area	Sell	Ext Sell
1	1	PL105	Desk Shell, 71 x 30	OPT.1	\$ 173.20	\$ 173.20
			Skipped Option			
2	1	PL145L	Return reversable, 48"w x 24"D Left	OPT.1	\$ 105.60	\$ 105.60
			Skipped Option			
3	1	PL166	Full pedestal B/B/F	OPT.1	\$ 175.75	\$ 175.75
			Skipped Option			
Grand Total						\$ 454.55



Drawing Name:

**FURNITURE
LAYOUT**
for

Drawn By:

JENNIFER CARROLL

Date:

9/26/2016

Scale:

X/X = X'-X

Approved By:

X.XXXX

Date:

XX/XX/XX

Job No.

XXXX-XX

Revisions:

LaHarpe's Office Furniture

318 President Clinton Ave
Little Rock, AR. 72201
Phone: 501-372-6684
Fax: 501-372-3459
Email: jcarroll@laharpes.com

Furniture Visual



If you're down by the River, Drop In!

LaHarpe's Showroom

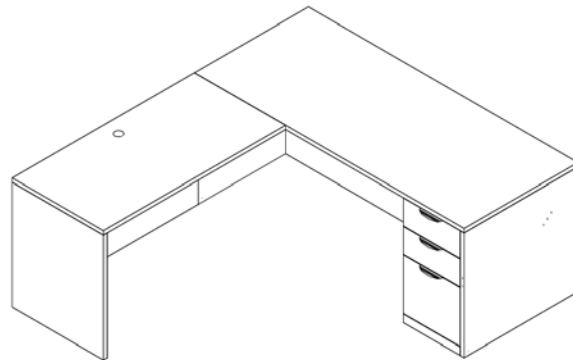
318 Pres. Clinton Ave.

Little Rock, Ar. 72201

T: 501-372-6684

F: 501-372-3760

OPT.1



Finishes Available

Mahogany

Cherry



Modern Walnut

Espresso



Honey*



* Midwest delivery may take up to 2 weeks.

Product and finish photos are representation of general furniture style and do not depict specific part numbers, fabrics, and/or finishes. Your product may vary from that shown in photo.

FURNITURE STANDARDS-

2018



ARKANSAS TECH
UNIVERSITY

mayline
virco
global

tables|value options

FLIP-N-GO®



Flip-N-Go® Tables in Antique Topaz laminate with Black edge and Silver base. Keep™ Mobile unit with Open Cabinet and Monitor Mount in Cocoa laminate. Thesis™ Chairs in Expo Latte (see page 15).

The upside of training tables.

Intuitive and highly functional, Flip-N-Go® tables are work-saving workhorses. With effortless maneuverability and legs designed for easy nesting and quick storage, the durable Flip-N-Go tables provide optimal convenience and versatility for today's flexible workplace. Simply roll the tables into place and lock the casters.

Tech-savvy features include surface-mount power data or USB, as well as daisy-chain electrical options (on select tables). Multiple edge treatments are available along with standard grommet options and choice of Black or Silver frame. Available in rectangle, crescent, trapezoid, transition and pie top options to create a variety of configurations.

Add a Keep™ mobile unit and lectern to coordinate a complete training room and cohesive aesthetic.



Flip-N-Go Tables in Folkstone laminate with Black edging. Transition Table in Black laminate with Black edging. Valoré® Chairs (see page 15).



Tables tilt and lock for compact, straight-line nesting.



Dual-sided levers allow easy flip action. Integrated modesty panel with cable trough manages power options (see page 14), yet still allows trouble-free nesting.



Flip-N-Go® Training

Flip-N-Go, The Upside of Training Spaces *Easy to move, easy to store, easy to love. Simply Flip-N-Go.*

Intuitive and highly functional, Flip-N-Go® training tables are time-saving workhorses. With effortless maneuverability, and legs designed for easy nesting and quick storage, the durable tables provide optimal convenience.

Not only do Flip-N-Go tables perform beautifully, but they are also as attractive as they are practical. With more than 900 standard laminates to inspire a creative aesthetic, and the choice of black or silver frames, the cleanly designed solutions make a harmonious statement in any training environment.



TRAINING CONFIGURATION



TRANSITION TABLES NESTED



INTEGRATED MODESTY PANEL

Flip-N-Go Smooth operators.

1. Two frame choices.

Legs (frames) available in either black or silver.

2. Tech-savvy features.

Surface-mount power data or USB, as well as daisy-chain electrical options.

3. Modesty panel ensures efficient nesting.

An integrated modesty panel with built-in cable trough accommodates power kits, yet still allows for trouble-free nesting without interference.

4. Alternative configurations.

Secure tables together using the ganging accessory included for added sturdiness. Add transition tables and pie connectors to create different or elaborate configurations to fit any training environment.

coordinate

It's easy to coordinate a complete training room with solutions that create a collective aesthetic and complement Flip-N-Go choices. Add a Keep™ Mobile Unit and Lectern to complete your space.

versatile

Intuitive design allows tables to nest neatly together in a straight row. Tables available in rectangle, crescent, trapezoid, transition and pie top options to create a variety of environments.

mobility

It doesn't take much to put Flip-N-Go to work. Simply roll the tables into place and lock the casters. Dual-sided levers allow for easy flip action. When they're not in use, tabletops tilt and lock for easy nesting and storage.

stylish

With more than 900 standard laminates, edge treatments, standard grommet options and the choice of frame color, Flip-N-Go tables make a harmonious statement.



TEXT[®] Series Tables

If you ask educators and administrators, it's clear they prefer furniture that balances price, performance and style. They'll also tell you this balance has proved hard to find in classroom tables.

But now there's a new Virco furniture line that gives public and private schools, as well as colleges and universities, just what they've been looking for. TEXT[®] gets the message!

Designed by the award-winning team of Peter Glass and Bob Mills, TEXT tables combine elliptical legs, swooping yokes and arched feet for contract-level elegance with heavy-gauge tubular steel and proven Virco construction for extended product life. Intelligently conceived features and accessories enable TEXT to deliver perfectly balanced furniture solutions for public schools, private schools, colleges and universities.

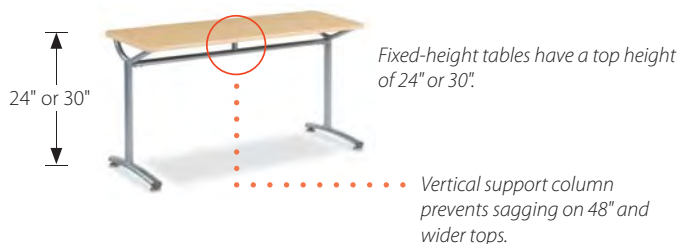
As a complement to their outstanding design attributes, all TEXT models are GREENGUARD[®] Gold certified for low chemical emissions into indoor air.

TEXT tables can be ordered with 20", 24", 30" and 36" work surface widths. Options include: a spacious book box; an open-view book basket that's available with or without a handy paper/pencil tray; a backpack hanger; smartly detailed grommets with a flush-closing cover and wire pass-through openings at each end; and stylish perforated steel modesty panels. TEXT tables accommodate many of Virco's popular wire management and computing accessories; in fact, selected TEXT models for technology-based settings come with post-formed table edges, two TEXT grommets, a TEXT modesty panel and two handy wire management trays.

With TEXT, educational institutions now have a vastly improved selection of tables for their classrooms and other learning environments. By uniting the elegance of contract furniture with the proven durability and performance of Virco-engineered products, TEXT affordably embodies a new level of excellence.



Adjustable-height tables have a top range of 26"-34".



Fixed-height tables have a top height of 24" or 30".

Vertical support column prevents sagging on 48" and wider tops.



See page 14 for information on select wheelchair-accessible models.



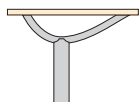


Model TE30728DADJGR2, which includes two grommets.

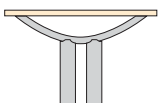
 For information on TEXT accessories see page 141.

TEXT® Series Classroom Tables

Whether your school needs tables for traditional classrooms, technology-based environments or combined-use applications, TEXT® gives you lots of work surface and optional accessory choices. Top sizes range from 20" x 48" to 36" x 72" with a 7/8" or 1 1/8" thick high-pressure laminate construction. See page 141 for all the computing, storage and other accessories that work with TEXT tables.



20" and 24" deep tables have single-post legs.



30" and 36" deep tables have double-post legs.

TOP SIZE	ADJUSTABLE HEIGHT (26"-34")		FIXED HEIGHT (30")		FIXED HEIGHT (24")	
	1 1/8" THICK LAMINATE	7/8" THICK LAMINATE	1 1/8" THICK LAMINATE	7/8" THICK LAMINATE	1 1/8" THICK LAMINATE	7/8" THICK LAMINATE
20" x 48"	TE20488YADJ	TE20487YADJ	TE20488Y30	TE20487Y30	TE20488Y24	TE20487Y24
20" x 54"	TE20548YADJ	TE20547YADJ	TE20548Y30	TE20547Y30	TE20548Y24	TE20547Y24
20" x 60"	TE20608YADJ	TE20607YADJ	TE20608Y30	TE20607Y30	TE20608Y24	TE20607Y24
20" x 72"	TE20728YADJ	TE20727YADJ	TE20728Y30	TE20727Y30	TE20728Y24	TE20727Y24
24" x 48"	TE24488YADJ	TE24487YADJ	TE24488Y30	TE24487Y30	TE24488Y24	TE24487Y24
24" x 54"	TE24548YADJ	TE24547YADJ	TE24548Y30	TE24547Y30	TE24548Y24	TE24547Y24
24" x 60"	TE24608YADJ	TE24607YADJ	TE24608Y30	TE24607Y30	TE24608Y24	TE24607Y24
24" x 72"	TE24728YADJ	TE24727YADJ	TE24728Y30	TE24727Y30	TE24728Y24	TE24727Y24
30" x 36"	TE30368DADJ	-	TE30368D30	-	TE30368D24	-
30" x 48"	TE30488DADJ	-	TE30488D30	-	TE30488D24	-
30" x 54"	TE30548DADJ	-	TE30548D30	-	TE30548D24	-
30" x 60"	TE30608DADJ	-	TE30608D30	-	TE30608D24	-
30" x 72"	TE30728DADJ	-	TE30728D30	-	TE30728D24	-
36" x 48"	TE36488DADJ	-	TE36488D30	-	TE36488D24	-
36" x 54"	TE36548DADJ	-	TE36548D30	-	TE36548D24	-
36" x 60"	TE36608DADJ	-	TE36608D30	-	TE36608D24	-
36" x 72"	TE36728DADJ	-	TE36728D30	-	TE36728D24	-

All models above (except 30" x 36" models) are available with two grommets – add GR2 to the model number. 30" x 36" models are available with one grommet – add GR1 to the model number.





Model TS24367TADJGR1 is part of a new collection of TEXT tables that now includes a T-Leg style.

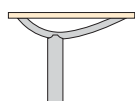
Model TS20727Y30GR2, which includes two grommets, with optional twin-wheeled casters (TLCASTER) and an optional modesty panel (TMOD72).

 For information on TEXT accessories see page 141.

TEXT® Series Seminar Tables

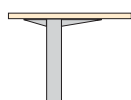
Ideal for taller users because their elevated crossbrace provides more knee room beneath the work surface, TEXT® seminar tables can be equipped with grommets for technology support and casters for mobility. The 20" top width of TEXT seminar tables gives them a narrower, space-saving footprint when compared to tables with wider tops.

TOP SIZE	ADJUSTABLE HEIGHT (26"-34")		FIXED HEIGHT (30")	
	1 1/8" THICK LAMINATE	7/8" THICK LAMINATE	1 1/8" THICK LAMINATE	7/8" THICK LAMINATE
20" x 36"	TS20368YADJ	TS20367YADJ	TS20368Y30	TS20367Y30
20" x 48"	TS20488YADJ	TS20487YADJ	TS20488Y30	TS20487Y30
20" x 54"	TS20548YADJ	TS20547YADJ	TS20548Y30	TS20547Y30
20" x 60"	TS20608YADJ	TS20607YADJ	TS20608Y30	TS20607Y30
20" x 72"	TS20728YADJ	TS20727YADJ	TS20728Y30	TS20727Y30




Seminar tables have single-post legs.

24" x 36"	TS24368TADJ	TS24367TADJ	TS24368T30	TS24367T30
24" x 48"	TS24488TADJ	TS24487TADJ	TS24488T30	TS24487T30
24" x 54"	TS24548TADJ	TS24547TADJ	TS24548T30	TS24547T30
24" x 60"	TS24608TADJ	TS24607TADJ	TS24608T30	TS24607T30
24" x 72"	TS24728TADJ	TS24727TADJ	TS24728T30	TS24727T30



Seminar T-leg model

All models above (except 20" x 36" models) are available with two grommets – add GR2 to the model number. 20" x 36" models are available with one grommet – add GR1 to the model number.



TLCASTER - 4-pack of twin-wheel, 3" diameter casters for use with TEXT tables. Please note: these casters add 3" to the top height of TEXT tables. Color: Char Black or Grey.

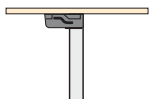


Model TT2048730 with standard casters.



TEXT® Series Tilt-Top Tables

For selected classrooms, multi-purpose spaces and other on-campus locations that require variable furniture set-ups, the TEXT® Series offers you an array of tilt-top table choices. Work surfaces fold vertically for space-saving storage; casters are standard for easier mobility. Please note that two people are required to fold and unfold all TEXT tilt-top models.



Tilt-top tables have single-post legs.

TOP SIZE	FIXED HEIGHT (30")	
	1 1/8" THICK LAMINATE	7/8" THICK LAMINATE
20" x 42"	TT2042830	TT2042730
20" x 48"	TT2048830	TT2048730
20" x 60"	TT2060830	TT2060730
20" x 72"	TT2072830	TT2072730
24" x 42"	TT2442830	TT2442730
24" x 48"	TT2448830	TT2448730
24" x 60"	TT2460830	TT2460730
24" x 72"	TT2472830	TT2472730
30" x 42"	TT3042830	TT3042730
30" x 48"	TT3048830	TT3048730
30" x 60"	TT3060830	TT3060730
30" x 72"	TT3072830	TT3072730

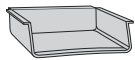
TOP SIZE	ADJUSTABLE-HEIGHT (24"-32")	
	1 1/8" THICK LAMINATE	7/8" THICK LAMINATE
20" x 42"	TT20428ADJ	TT20427ADJ
20" x 48"	TT20488ADJ	TT20487ADJ
20" x 60"	TT20608ADJ	TT20607ADJ
20" x 72"	TT20728ADJ	TT20727ADJ
24" x 42"	TT24428ADJ	TT24427ADJ
24" x 48"	TT24488ADJ	TT24487ADJ
24" x 60"	TT24608ADJ	TT24607ADJ
24" x 72"	TT24728ADJ	TT24727ADJ
30" x 42"	TT30428ADJ	TT30427ADJ
30" x 48"	TT30488ADJ	TT30487ADJ
30" x 60"	TT30608ADJ	TT30607ADJ
30" x 72"	TT30728ADJ	TT30727ADJ

i For information on TEXT accessories see page 141.

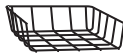


TEXT TABLE ACCESSORIES - Consult with Virco's Customer Service Department before ordering multiple accessories for mounting beneath a work surface.

STORAGE



ZBOX - Plastic book box with integral pencil tray: 19³/₈"W x 17"D x 4¹/₄"H. *Colors: Choose from 29 plastic colors.*



ZBR - Wire book basket: 18"W x 15"D x 4"H. *Color: Chrome*



ZBRT - Wire book basket with a spacious paper/pencil tray. *Colors: Chrome book basket and choice of 29 plastic paper/pencil tray colors.*

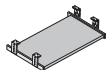


ZBH - This handy accessory is great for backpack storage. *Color: Chrome.*

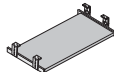


UPDRW - Plastic pencil drawer: 13" x 22".
UPDRWL - Plastic pencil drawer with lock: 13" x 22".
Color: Char Black.

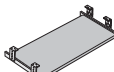
COMPUTER ACCESSORIES



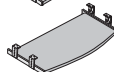
TKBMT19 - Retractable 12" x 19" keyboard mouse tray for use with selected TEXT® tables. *Color: Char Black.*



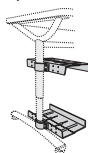
TKBMT24 - Retractable 12" x 24" keyboard mouse tray for use with selected TEXT tables. *Color: Char Black.*



TKBMT27 - Retractable 12" x 27" keyboard mouse tray for use with selected Text tables. *Color: Char Black.*



TKBMT27 - Retractable 12" x 27" keyboard mouse tray with curved front edge for use with selected Text tables. *Color: Char Black.*



TEXTCPU - A CPU holder can be mounted on either the inside or outside of fixed- or adjustable-height legs. The unit will hold CPUs ranging in width from 3.5" - 7.5".
Color: Char Black.

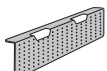
MODESTY PANELS



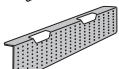
TMOD27 - Perforated steel modesty panel for use with 27" long Text student desks. *Colors: Variable.*



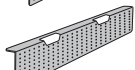
TMOD36 - Perforated steel modesty panel for use with 36" long Text tables. *Colors: Variable.*



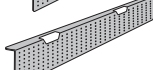
TMOD48 - Perforated steel modesty panel for use with 48" long Text tables. *Colors: Variable.*



TMOD54 - Perforated steel modesty panel for use with 54" long Text tables. *Colors: Variable.*

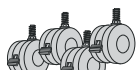


TMOD60 - Perforated steel modesty panel for use with 60" long Text tables. *Colors: Variable.*



TMOD72 - Perforated steel modesty panel for use with 72" long Text tables. *Colors: Variable.*

CASTERS



TLCASTER - 4-pack of twin-wheel, 3" diameter casters for use with TEXT tables. Please note: these casters add 3" to the top height of TEXT tables.
Color: Char Black or Grey.

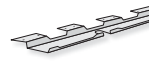
WIRE MANAGEMENT



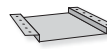
GR1 - Factory-installed 6³/₄" x 2⁵/₈" ABS plastic grommet with a hinged lid; available on selected Text table models. *Colors: Variable.*



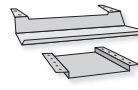
GR2 - Two factory-installed 6³/₄" x 2⁵/₈" ABS plastic grommets, each with a hinged lid; available on selected Text table models. *Colors: Variable.*



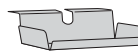
TWMT36, TWMT48, TWMT54, TWMT60 and TWMT72 - Wire management trays are available in various lengths to accommodate all TEXT models except tilt-top tables and single-student desks.
Color: Variable to match frame color.



TGANG - A metal plate is available for ganging tables together. Consult with Virco's Customer Service Department before ordering additional accessories for mounting beneath a work surface. *Color: Char Black.*



TWMB - Extend cables from one table's wire management tray to the next using this metal bridge and ganging device. *Color: Ganging device is Char Black. Metal bridge color is variable to match frame.*



PTTRAY - 6" x 14" steel tray mounts beneath selected Text table work surfaces for wire and cable management. *Color: Char Black.*



PTSTRAP - This accessory uses a Velcro® strap to help organize wires and cables beneath selected Text table work surfaces. *Color: Char Black.*



PTTROUGH - 4-channel PVC wire chase mounts beneath selected Text table work surfaces to manage wires and cables. *Color: Char Black.*

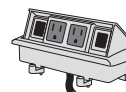


TWC12 and TWC16 - Leg-mounted wire chase neatly provides tabletop to floor routing for cables. Model TWC12 is for adjustable-height table legs; model TWC16 is for fixed-height table legs. *Color: Char Black.*

POWER/COMMUNICATIONS



PTP3 - Power/communications unit pre-wired with two electrical outlets and two voice/data ports for cat. 3 or cat. 5 lines. *Color: Char Black.*



TUPD and TUPDHW - Mini power/data port; one-touch retractable lid; two power outlets and two data outlets; 72" power cord with a grounded, three-prong plug. Customer must supply power and data jacks. There's also a version of the mini power/data port for hard-wiring selected Virco tables (model TUPDHW).

NOTE FOR TUPDHW OPTION: This option is not available on tilt-top models. Only one TUPDHW can be installed on TEXT table with post-formed edges. *Colors: Variable.*



T762ELECT - This power strip with diagnostic LEDs features seven outlets, a 12' cord, and exceeds IEEE 587 category A & B surge suppression specifications. *Color: Variable.*



2 together




2gether™. Flip up, fold down, roll away.



2gether creates dynamic spaces for people to easily connect and learn. Join them in rows for the next seminar, rearrange in groups to exchange ideas or fold them down and roll them away until needed. 2gether works great and looks great in any setting, any time.

IT2460RX Shown in White Chocolate (WHC) and 1899 Roma seating shown in Momentum Malmo, Aquavit (YRZ5) seat and Winter Grey (WG) mesh back.

A small footprint for a large benefit.



IT2460RX Shown in White Chocolate (WHC) and 1899 Roma seating shown in Momentum Malmo, Aquavit (YRZ5) seat and Winter Grey (WG) mesh back.

Features and options



Nested flip top table with optional modesty panel shown with 60" top. Fixed top table shown with 48" top.



Intuitive 'Easy Touch' lever located at either table end releases mechanism for effortless movement of table surface. Fixed table top models also available.



Optional articulating modesty panel.



Offset "Y" leg allows for in line space saving when nested.



Wire management with integrated trough underneath table.



Bumpers on legs and undercarriage provide protection while nested.



Adjustable leveling casters and two locking casters on back legs are standard.

2gether Models

Description	Dimensions			Weight LB
	W	D	H	
	IN	IN	IN	

Fixed Top Rectangular Tables



IT2472R

72" x 24" freestanding fixed top table. Champagne finish leg. Optional modesty panel available.

72	24	29	88.5
----	----	----	------

IT2460R

As above but 60" wide.

60	24	29	77.8
----	----	----	------

IT2448R

As above but 48" wide.

48	24	29	67.4
----	----	----	------

IT1872R

As above but 72" wide and 18" deep.

72	18	29	75.5
----	----	----	------

IT1860R

As above but 60" wide.

60	18	29	66.8
----	----	----	------

IT1848R

As above but 48" wide.

48	18	29	58.4
----	----	----	------

Modesty Panels



IT72MP

Articulating modesty panel with integrated wire management trough.

63	14.25	2.75	13.2
----	-------	------	------

IT60MP

As above, but for a 60" wide table.

51	14.25	2.75	11.4
----	-------	------	------

IT48MP

As above, but for a 48" wide table.

39	14.25	2.75	9.7
----	-------	------	-----

Description	Dimensions			Weight LB
	W	D	H	
	IN	IN	IN	

Flip Top Rectangular Tables



IT2472RX

72" x 24" Easy-touch flip-top table. Champagne finish leg. Optional articulating modesty panel available.

72	24	29	97.2
----	----	----	------

IT2460RX

As above but 60" wide.

60	24	29	86
----	----	----	----

IT2448RX

As above but 48" wide.

48	24	29	74.7
----	----	----	------

IT1872RX

As above but 72" wide and 18" deep.

72	18	29	84.2
----	----	----	------

IT1860RX

As above but 60" wide.

60	18	29	75
----	----	----	----

IT1848RX

As above but 48" wide.

48	18	29	65.7
----	----	----	------



Cover: IT2460RX Shown in White Chocolate (WHC).



Global - Canada, The Global Group
1350 Flint Rd., Downsview ON Canada M3J 2J7
Sales & Marketing: Tel (1-877) 446-2251
Customer Service: Fax (800) 361-3182
Government Customer Service: Fax (416) 739-6319

Global - U.S.A.
17 West Stow Road P.O. Box 562
Marlton New Jersey U.S.A. 08053
Tel (856) 596-3390 (800) 220-1900
Fax (856) 596-5684

Global - International
560 Supertest Road Downsview
Ontario Canada M3J 2M6
Tel (416) 661-3660 (800) 668-5870
Fax (416) 667-1821

GGI Office Furniture (UK) Ltd.
Global Way Darwen
Lancashire UK BB3 0RW
Tel +44(0) 1254 778500
Fax +44(0) 1254 778519

Visit us on the World Wide Web at www.globaltotaloffice.com Offices throughout Canada, United States, United Kingdom, and Brazil. Distribution around the world. A member of the Global Group. © 2015 ®™ Trade-Marks of Global Total Office. These products may be covered by one or more issued patents or pending patent applications in Canada, the U.S. and elsewhere. All intellectual property rights in applicable trademarks, patents and industrial designs are strictly reserved. Made in Canada. Specifications are correct at time of printing. Printed in Canada. Creative / Global Group Design Center 200515 14.0159

FURNITURE STANDARDS-

2018



ARKANSAS TECH
UNIVERSITY

lesro

lounge|value options



Products | Seating

Fully Upholstered Seating



Fremont [+](#)
Learn More



Siena [+](#)
Learn More



Ravenna [+](#)
Learn More



Belmont [+](#)
Learn More



Brewster [+](#)
Learn More



Savoy [+](#)
Learn More



Somerset [+](#)
Learn More

Contemporary Wood



Brooklyn [+](#)
Learn More

Transitional Wood



Amherst Wood [+](#)
Learn More



Weston [+](#)
Learn More



Lenox [+](#)
Learn More

Traditional Wood



Franklin [+](#)
[Learn More](#)



Ashford [+](#)
[Learn More](#)



Hartford [+](#)
[Learn More](#)



Madison [+](#)
[Learn More](#)

Steel



Amherst Steel [+](#)
[Learn More](#)



Mystic Lounge [+](#)
[Learn More](#)



Mystic Guest/Reception [+](#)
[Learn More](#)



Newport [+](#)
[Learn More](#)



Concord [+](#)
[Learn More](#)

Heritage



Classic [+](#)
Learn More



Contour [+](#)
Learn More



Tempe [+](#)
Learn More



Sheffield [+](#)
Learn More

FURNITURE STANDARDS-

2018



ARKANSAS TECH
UNIVERSITY

haworth very
humanscale liberty
ki altus

task chairs|group 1

mahg

FURNITURE STANDARDS-

task chairs|haworth

mahgarchitecture

Very® Task

HAWORTH®



Smart. Versatile. Responsible.

A key member of the award-winning Very seating family, the Very Task chair is both a comfortable and expressive choice. Designed by Michael Welsh and Nicolai Czumaj-Bront of the Haworth Design Studio, the Very Task's top characteristics include its universal appeal, wide range of application, 98% recyclability, fantastic scope of color — and it's included in Haworth's Take Back Program.





With the number of options available on the Very Task, you'll be able to style your chairs for countless applications. From the conference room to the corner office to the reception area, Very Task thrives in any environment.

Very Task offers Haworth's patented asymmetrical lumbar system, plus a host of other best-in-class features. All said, Very Task is a science-based ergonomic solution that gives users control of their own comfort and well-being.



Available in the seven mesh colors shown and an optional back jacket.



Trim Options:

Black Trim Fog Trim

Base Options:

Polished Aluminum	Metallic Silver	Metallic Champagne	Metallic Gunmetal
Black	Fog Plastic	Black Plastic	

Not sure which combination of options will look perfect in your space? Visit Haworth.com/VeryCool to start building your own Very Task with a design-friendly menu of options and a 360-degree viewer. Make it yours.



HAWORTH®

For more information call 800.344.2600 or 616.393.3000.
Download additional copies at haworth.com.

Haworth is a registered trademark of Haworth, Inc.
Printed in USA ©Haworth, Inc. 2010 10.10 Item #0384

haworth.com | haworth-europe.com | haworth-asia.com

mahg

FURNITURE STANDARDS-

task chairs|humanscale

mahgarchitecture

Liberty[®]

Humanscale[®]



Liberty, with Form-Sensing Mesh Technology, is unlike any mesh chair you've seen or experienced. With its tri-panel construction, Liberty has the body-fitting contours that single-panel stretch mesh chairs simply can't achieve. And it offers perfect lumbar support and balanced recline for everyone, without external devices or manual adjustments.



Designed by Niels Diffrient

Niels Diffrient's designs are grounded in the philosophy of form flowing from function. His work spanned generations. He consistently looked past trends to reinvent tools we use for daily living. Diffrient channeled his knowledge of engineering, architecture and human factors into the creation of highly functional and aesthetically timeless designs.

Liberty[™]





Office Seating

Liberty's mesh back is formed by combining three panels of low-stretch mesh in the same way a tailor combines multiple pieces of material to form a shirt. So its contours are custom-made to both fit and support the human body in unprecedented comfort. Liberty has set a new bar for performance, simplicity, elegance and comfort.

Liberty's Features and Innovations

1 Self-Adjusting Recline

- Intelligent counter-balance recline mechanism automatically provides the right amount of support through the full range of recline motion, regardless of user size and weight
- No tension springs to adjust
- No recline locks to set/release
- During recline, the angle between torso and legs opens up for better body function
- User maintains near constant eye level during recline

2 Pivoting Backrest

- Extra motion of the backrest during recline automatically adjusts to the changing needs of the spine
- Provides additional lumbar support as needed

3 Form-Sensing Mesh Back

- Tri-panel, non-stretch mesh construction creates body-fitting contours and self-adjusting lumbar support for a customized fit
- No external lumbar devices to adjust, break or lose
- Low-abrasion mesh protects clothing
- Modular for easy replacement

4 Contoured Seat Cushion

- Carefully sculpted to match body contours
- Increased contact area reduces pressure points
- Modular for easy replacement

5 Armrest Options

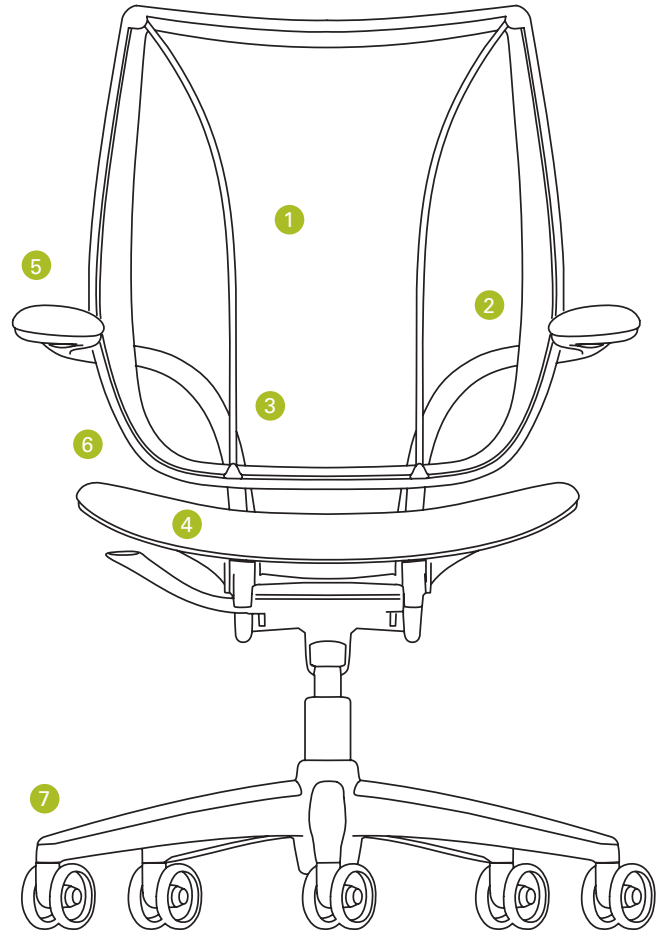
- Adjustable or fixed armrests connect to the backrest instead of the seat so they stay with the body during recline
- Armless model also available

6 Body Fit

- Size-adjustable to fit more than 95% of the population
- Automatic adjustments
 - Weight-sensitive recline
 - Form-sensing lumbar support
- Manual adjustments
 - Optional height-adjustable armrests
 - Seat height
 - Seat depth

7 Casters

- 3" dual-surface casters roll easily on carpeted floors and quietly on hard floors





Revolutionary Mesh

Liberty's translucent mesh textiles were designed by Elizabeth Whelan to provide optimal ergonomic support and comfort by melding strength, flexibility and resiliency. They surpass the performance criteria for contract seating textiles and meet a variety of environmental standards in both the United States and Europe. They have a pleasing hand that is gentle to the touch. In fact, these mesh offerings were specifically designed to be gentle on your clothes as well.



*Elizabeth Whelan,
Textile Designer*

I.D.


2005 Annual
Design Review
Winner

Center Frame Construction


Liberty's mesh is secured in a channel in the center of the backrest frame. In this way, the frame protects the mesh from impacts and abrasions.

Mesh Colors and Patterns


Monofilament Stripe



Amber



Atlantic




Black

Silver Check




Sapphire



Topaz

Torque*




Aluminum



Black




Carbon




Green




Platinum




Ruby



Alloy



Lagoon



Soleil

*Available only on Liberty Task and Conference chairs

Liberty and the Environment

Humanscale is committed to environmental sustainability and continually strives to design, engineer and manufacture products that—compared to others in the same class—consume less of the Earth’s limited resources. This is accomplished by creating products that:

- Weigh less and require less raw material
- Ship as efficiently as possible
- Have timeless design and durable construction so they have to be replaced less frequently
- Are engineered to be easily recyclable

Here are some of the environmental highlights for the Liberty chair

- Weighs as little as 40 lbs, minimizing carbon footprint in shipping
- Contains recycled content
- Designed for easy disassembly with clear recycling guidelines
- Ships in recycled packaging, or blanket-wrapped, when feasible
- Certified by GREENGUARD and BIFMA level®
- Can earn points toward LEED Certification in a number of areas



Proud Supporter of:



mahg

FURNITURE STANDARDS-

task chairs|ki

mahgarchitecture

Altus[®] Seating

stylish | responsive | supportive



Furnishing Knowledge[®]

STYLISH DESIGN

High design and sophisticated details add style to any setting.





RESPONSIVE COMFORT

Constant contact delivers constant comfort for healthier, more productive sitting. Each Altus chair offers design continuity, constant lumbar support, and precise detailing.



MESH task chair offers optional lumbar mechanism - depth and height adjustable to ensure constant contact, support and comfort.



FABRIC task chair delivers automatic lumbar support - chair moves as you move for constant comfort



CONFERENCE chair provides body-conforming mesh back for constant contact, support and comfort.

ALTUS® SEATING

Altus Fabric Task Chair



Seat and back upholstery: Altus A1 fabrics/leather

Adjustable arms or armless

W 27" D 28" H 39.5" – 44"

Seat: W 18" D 15.5" – 18" H 16.25" – 20.75"

Back: W 16.5" H 23.5"

Altus Mesh Task Chair



Six mesh back colors

Seat upholstery: Altus A1 fabrics/leather, KI in-grade fabrics, 2V vinyls, Pallas® or COM fabric

Adjustable arms, fixed arms, or armless

W 29" D 25.5" H 38.75" – 43.5"

Seat: W 18" D 17.25" – 19.75" H 17" – 21.75"

Back: W 16" H 23"

Altus Mesh Conference Chair



Six mesh back colors

Seat upholstery: Altus A1 fabrics/leather, KI in-grade fabrics, 2V vinyls, Pallas® or COM fabric.

Integral loop arm

W 24" D 23.5" H 35.25" – 38.5"

Seat: W 18.5" D 17.25" H 16.25" – 19.5"

Back: W 16.75" H 21.25"

Altus A1 Fabrics/Leather Options



Blue Lagoon
A1BN




Forest
A1FS



Gunmetal
A1GM




Merlot
A1MT



Midnight
A1MN



Mustard Seed
A1MS



Periwinkle
A1PW




Russet
A1RS




Black Leather
A1L1


Altus Mesh Color Options




Black
AMBL




Champagne
AMCM




Grass Green
AMGG



Grey
AMGR



Poppy Red
AMPR



White
AMWH

Learn more about
Altus Seating



Printed on FSC® certified paper using only vegetable-based inks, including metallics. Please recycle.

Designed and produced by Sidiz of Fursys Group.

KI is a trusted expert for furniture and wall systems around the globe.

USA | CANADA | MEXICO | UK | EUROPE | ASIA | MIDDLE EAST | AUSTRALIA

1330 Bellevue Street • P.O. Box 8100 • Green Bay, WI 54308-8100 • 1-800-424-2432 • www.ki.com

© 2015 Krueger International, Inc. All Rights Reserved. Code KI-00809R2/HC/AP/1015
KI and Furnishing Knowledge are registered trademarks of Krueger International, Inc.



Furnishing Knowledge®

2018



ARKANSAS TECH
UNIVERSITY

herman miller aeron
humanscale freedom
steelcase leap

task chairs|group 2

mahg

FURNITURE STANDARDS-

task chairs|herman miller

mahgarchitecture

HermanMiller
Aeron®



The revolution in ergonomics
that's become a design icon



Aeron

Designed by Bill Stumpf and Don Chadwick

Own the problem, and define it as deeply as you can. Bill Stumpf echoed this mantra on every project he took on for Herman Miller, but perhaps never more completely than with the groundbreaking Aeron Chair. Working with Don Chadwick, Stumpf began thinking about what a chair ought to do for you by consulting people who spend a lot of time in chairs—older people in retirement centers. When Stumpf and Chadwick took what they learned and applied it to work seating, they started a revolution in ergonomics.

With its aeration, inclusive sizing, support for the natural ways the human body moves when seated, and environmentally sensitive design, Aeron challenged practically every convention about office chairs. It wasn't upholstered. It wasn't padded. And its designers' ideas about what they called "cross-performance" work—a mix of high-intensity tasks and casual interaction—anticipated the realities of today's workplace, where the technological and social aspects of work have become increasingly intertwined.



Performance

Every material, every mechanism on Aeron advances the art and science of seating. As the first office chair in which fabric and foam were replaced with a breathable, woven suspension membrane—its innovative Pellicle® seat and back—Aeron distributes your weight evenly, eliminating pressure points and heat buildup.

Stumpf and Chadwick concluded that, functionally, a chair should move with you as naturally and effortlessly as possible. That's what they achieved with Aeron's Kinemat® tilt. The patented mechanism allows you to recline fluidly, as your body pivots naturally at the hips, knees, and ankles. A modest but fundamental addition to the original Aeron design, PostureFit® supports the natural forward tilt of your pelvis.



Stumpf and Chadwick developed Aeron's Kinemat tilt to mimic the body's natural pivot points—the hips, knees, and ankles—so the chair works with, not against, your body.



PostureFit properly supports the base of your spine, or sacral region, to help your pelvis maintain a natural forward tilt, preventing slouching and keeping your spine in alignment.

Materials

Aeron's selection of sophisticated materials and three Pellicle weave patterns, available in a choice of light-to-dark neutrals, suit a variety of tastes and surroundings. Visit hermanmiller.com/materials to see our complete textile and materials offering.

Aeron Chair

Seat & Back Pellicle Classic



Price Category 1
Quartz
3V03



Price Category 1
Zinc
3V01



Price Category 1
Lead
3D02



Price Category 1
Carbon
3D01

Pellicle Tuxedo



Price Category 2
White Gold
4Q01



Price Category 2
Grey Black
4M01



Price Category 2
Blue Black
4M02

Pellicle Waves



Price Category 2
Quartz
4F03



Price Category 2
Zinc
4F01



Price Category 2
Platinum
4E03



Price Category 2
Carbon
4E01

Frame/Base Finish



Smoke
Titanium
XT



Graphite
Polished Aluminum
CD



Graphite
G1

Armpad Finish



Smoke
S8



Black
BK



Price Category 9
Leather
11 Colors

Family

Work Chair
Side Chair
Stool

The following information applies only to Aeron work chairs.

Overview

Maximum User Weight 300 lbs/139 kg
Population Range 1st–99th Percentile

Back Support

No Additional Support Standard
Adjustable Lumbar Support Optional
Adjustable PostureFit Sacral Support Optional

Seat Height

Size A 14³/₈"–19¹/₂"
Size B 15"–20⁷/₈"
Size C 15"–20⁷/₈"

Seat Depth

Size A 15³/₄"
Size B 17"
Size C 18¹/₂"

Tilt Options

Standard Tilt
Tilt Limiter
Tilt Limiter with Seat Angle

Arm Options

No Arms
Fixed Arms
Height-Adjustable Arms
Fully Adjustable Arms

Environmental Highlights

Recyclability Up to 94%
BIFMA level® 3
GREENGUARD® Gold
Cradle to Cradle® Silver
Global GreenTag® Green Rate Level A

For more information, please visit hermanmiller.com or call 888 443 4357.

© level is a registered trademark of BIFMA International.
© GREENGUARD is a registered trademark of the GREENGUARD Environmental Institute.
© Cradle to Cradle is a registered trademark of McDonough Braungart Design Chemistry.
© Global GreenTag is a registered trademark of Global Green Tag Pty Ltd.
™ Museum of Modern Art is a trademark of The Museum of Modern Art.

Printed in the USA. Please recycle.
© 2014 Herman Miller, Inc., Zeeland, Michigan O.AE202
All rights reserved.

mahg

FURNITURE STANDARDS-

task chairs|humanscale

mahgarchitecture



freedom[®]





Freedom to Move

The Freedom chair was designed specifically to encourage frequent, spontaneous changes of posture. There are no locks and no tension springs to negotiate. In their place are elegant mechanisms that automatically support your body in every position you'll assume throughout the day.

What Makes Freedom So Revolutionary

1 Automatic Headrest

Freedom's dynamic, position-sensitive headrest adjusts to cradle your head and neck as you recline, and moves out of the way when you sit upright automatically!

2 Recline Action

As you recline, you'll maintain a near-constant eye level, while the angle between your torso and legs opens up for better body function.

3 Contoured Cushions

The cushions are sculpted to closely follow body contours, which increases contact and decreases concentrated loads. Our optional Technogel® seat cushion maximizes weight distribution and comfort.

4 Responsive Backrest

The pivoting backrest automatically adapts to the changing needs of your spine during recline.

5 Synchronous Armrests

Freedom's body-friendly gel armrests move up and down together and stay with you during recline, always keeping you in supported balance.

6 Body Fit

The seat, back and headrest may be independently positioned to fit your exact body size.

7 Intelligent Mechanism

With Freedom's revolutionary counter-balance mechanism, your weight automatically balances the force required to recline the chair. So whether you're big or small, short or tall, the recline tension is always perfectly adjusted to let you move while keeping you fully supported in all positions.



“ Chairs reflect the character of their designer. Niels Diffrient is clever, pragmatic, honest, personal and generous. I sit on his Freedom Chair every day and it makes me optimistic about the value of design.”

—*Rob Forbes, Founder of Design Within Reach*



mahg

FURNITURE STANDARDS-

task chairs|steelcase

mahgarchitecture

Leap seating



Steelcase



ELEVEN
STUDIES INCLUDING 732 TEST PARTICIPANTS

TWENTY SEVEN
EXPERTS ERGONOMICS SCIENTISTS AT
FOUR UNIVERSITIES

FORTY TWO
PATENTS PROTECTED U.S. PATENTS

**THE RESEARCH THAT ADVANCED OUR
THINKING OF HOW A CHAIR NEEDS TO
SUPPORT THE BODY LED TO:**

FOUR KEY DISCOVERIES

The spine doesn't move as a single unit.

When you recline, your upper spine moves backward and your lower spine arches forward.

Each individual's spinal motion is unique.

Even for people of identical size, age, and gender, each spine moves differently.

The upper and lower back require different amounts and types of support.

Your lower back requires firm, constant support while your upper back requires more support as you recline.

Vision and reach impact your posture.

When you recline in traditional chairs, the distance between you and your work can increase, which in turn can strain your eyes, arms and neck.

**THESE FOUR DISCOVERIES BECAME
THE GUIDELINES FOR DESIGNING THE
LEAP® CHAIR AND THE FOUNDATION FOR
THE FOLLOWING ALIVE SEATING™ PRINCIPLES.**

A HEALTHIER WAY TO SIT

MOVEMENT

Moving helps reduce pressure on the spine, sends oxygen to your muscles, and increases blood flow to your brain. Movement is healthy and your chair should support your body as you move.

ORIENTATION


Changes in posture help you stay comfortable and more attentive. Leap seating's Natural Glide System™ enables you to comfortably recline without straining your eyes, neck, or arms.

FIT

Your body is unique. You need a chair that easily adjusts to fit you, your preferences, and how you work.

SUSTAINABILITY

A chair that is good for people should also be good for the environment. Every material, every stage of a Leap chair's life, is designed to respect and nurture human and environmental health. One more reason to be comfortable with Leap.





Leap (left) and Leap Plus (right)

A PERFECT FIT

WITH AN EXCEPTIONAL RANGE OF
ADJUSTMENTS, LEAP DELIVERS FULL SUPPORT
FOR VARIOUS BODY SHAPES AND SIZES.



LiveBack®
Changes shape to mimic the
movement of the spine.



Adjustable Seat Depth
Accommodates to ensure
long term comfort.



Adjustable Seat Height
Adjusts to fit various heights.



Adjustable Lumbar
Fits the curve of your lower back
for additional support.



Lower Back Firmness
Provides constant support
to your lower back.



Upper Back Force
Controls the precise amount of
"push back" as you recline.



Variable Back Stop
Sets the angle of recline
to one of five positions.



Adjustable Arms
Keep your arms, shoulders and
neck properly aligned.



STATEMENT OF LINE



Leap chair Leap Plus Leap stool Leap chair with headrest Leap WorkLounge Ottoman/Table

Upholstery Options

Available with standard or sewn upholstery in Steelcase select and Custom Surfaces.



STANDARD 3D-KNIT SEWN

Arm Options

Available with fully adjustable arms, height adjustable arms, and armless.



FULLY ADJUSTABLE ARMS HEIGHT ADJUSTABLE ARMS ARMLESS

Frame Finish Options

Color shown may vary from actual colors. Please use actual surface material samples when specifying colors.



BLACK 6205 PLATINUM 6249



MIDNIGHT 6259 POLISHED ALUMINUM

Dimensions

	LEAP	LEAP PLUS
Overall Depth	21.75" to 24.75"	22.75" to 24.75"
Overall Width	Chair 27"	31.75"
Overall Height	Chair 38.5" to 43.5" Stool 46" to 54"	38.75" to 42.5"
Seat Height Adjust for different statures	Chair 15.5" to 20.5" Stool 22" to 30"	15.5" to 19.5"
Seat Depth Adjustment Adjust for different leg lengths	15.75" to 18.75"	16.75" to 18.75"
Seat Width Ample seat width accommodates different body sizes	19.25"	22.75"
Lumbar Height from Seat Adjustable height lumbar support	5.25" to 10.25"	6.5" to 11.5"
Back Height from Seat Back provides ample support	25"	24.5"
Back Width Ample back width accommodates different body sizes	18"	20"
Recline Angle Range of chair's recline angle	96° to 120°	97° to 114°
Arm Height from Seat Adjust to support different arm lengths	7" to 11"	7.25" to 11.25"
Distance between Armrest Adjust for different torso widths	12.75" to 20"	13" to 20"
Armcap Pivot Range Ability to slide entire armrest in and then pivot arms	30°	30°
Armcap Depth Adjustment Ability to get close to work	3"	3"
Weight Capacity	300 lb	500 lb

FURNITURE STANDARDS-

2018



ARKANSAS TECH
UNIVERSITY

global zira series - laminate
jsi vision series - laminate
ki aristotle series - laminate
kimball priority series - laminate

casegoods|group 1

mahg

FURNITURE STANDARDS-

casegoods|global

mahgarchitecture



Zira™



Zira™

Zira™, a contemporary desking solution with extensive options to personalize your workspace.



Zira™



For the managerial application or executive offices, create a work environment that meets your worksurface needs and storage requirements. Select from hundreds of laminate finish combinations, storage components that can tower to 84" high, 9 handle options, 5 different choices for edge details, 4 glazing options on doors and modesty panels and 1" and 1 ½" thick top options.



Zira executive suite shown in Dark Espresso (DES) with frosted glazed doors / Silver frames (Z1) and flared Silver HS handles. Aspen seating shown in Allante, Pearl Grey (A46E).

Zira™

Zira™ is the most functional solution to your work environment efficiency and organization.



Zira™



Whether a workspace is required for individual use, teaming or clusters, Zira offers hundreds of mix and match components to

meet any design specification. Components can be freestanding for single workstation configurations, or joined together to form multiple work groups.



Top left: 4" square monopost are available in Silver or Black finish. Optional 4" and 5" round are available at no extra charge. Top right: Box drawers are mounted on 3/4 extension ball bearing slides. Bottom left: Divide™, a modular desk-mounted panel system shown with glazed panels which vertically stack to provide privacy. Bottom right: Hutch with glazed doors are available in 4 glazing options with Silver or Black frames. 9 handle options in Silver, Black, Nickel or Brass finishes.

Zira teaming shown in Tiger Maple (TMP) / Tiger Fruitwood (TFW) with frosted glazed doors / Silver frames (Z1) and flared Silver HS handles. Alero and Caprice seating shown in Match, Green (MT27). *Note: Divide posts and transactions top not exactly as shown.

Zira™

Zira™, ideal for shared teaming areas.



Components can be joined together to form multiple work groups or can be freestanding for single workstation configurations. With such an array of components and options, Zira can accommodate small spaces through tall spaces, and of course, everything in between.

Storage can be added where needed, whether attached to the workstation or designed elsewhere in the work environments. Select from hundreds of components for any size or shape office. Storage components can tower up to 84" high and are available in an array of laminate finishes and handle options in Silver, Black, Nickel or Brass finish.



Zira teaming show in White (WHT) / Avant Honey (AWH). Graphic seating shown in Imprint Paprika (IM81).

Zira™

A beautiful productive office can also be a highly organized office.



Zira is designed with solid 1" and 1 ½" laminate tops. Select options such as edge details, pigeon hole storage, closed door hutches, open display shelves, collators and fabric tackboards to personalize your workspace and fulfill all your storage and organizational requirements.



Zira executive suite shown in Tiger Maple (TMP) / Storm Grey (SOG) with CF edging, frosted glazed doors / Silver frames (Z1) and square edge Silver HV handles. Global Accord seating shown in Softhide, White Sand (S045).

Zira™



Above: Zira shown in White (WHT) and Dark Espresso (DES).

EDGE DETAILS



1" with 3mm edge (A3)



1" with bicut edge (AR)



1 1/2" with 3mm edge (C3)



1 1/2" with bicut edge (CR)



1 1/2" with fluted edge (CF)

HANDLE OPTIONS



Square Edge Silver (HV)



Square Edge Black (HU)



Dimpled Nickel (HZ)



Flared Silver (HS)



Flared Black (HX)



Flared Brass (HW)



Bar Silver (HQ)



Bar Black (HR)



Crescent Black (HO)

Front cover: Zira shown in Dark Espresso (DES) with frosted glazed doors / Silver frames (Z1) and Silver HS handles. Softcurve seating shown in Contract Leather, Stone (D536).



Global - Canada, The Global Group
1350 Flint Rd., Downsview ON Canada M3J 2J7
Sales & Marketing: Tel (1-877) 446-2251
Customer Service: Fax (800) 361-3182
Government Customer Service: Fax (416) 739-6319

Global - U.S.A.
17 West Stow Road P.O. Box 562
Marlton New Jersey U.S.A. 08053
Tel (856) 596-3390 (800) 220-1900
Fax (856) 596-5684

Global - International
560 Supertest Road Downsview
Ontario Canada M3J 2M6
Tel (416) 661-3660 (800) 668-5870
Fax (416) 667-1821

GGI Office Furniture (UK) Ltd.
Global Way Darwen
Lancashire UK BB3 0RW
Tel +44(0) 1254 778500
Fax +44(0) 1254 778519

Visit us on the World Wide Web at www.globaltotaloffice.com Offices throughout Canada, United States, United Kingdom, France, Australia and Brazil. Distribution around the world. A member of the Global Group. © 2013 ®™ Trade-Marks of GLOBAL TOTAL OFFICE. These products may be covered by one or more issued patents or pending patent applications in Canada, the U.S. and elsewhere. All intellectual property rights in applicable trademarks, patents and industrial designs are strictly reserved. Made in Canada. Specifications are correct at time of printing. Printed in Canada. Creative / Global Group Design Center 062713 13.0057

mahg

FURNITURE STANDARDS-

casegoods|jsi

mahgarchitecture



vision

casegoods & conference





vision



PAGES 02 & 03

an enhanced Vision

With an expanded offering of elements for specifying private offices, collaborative stations and open plan environments, the possibilities are extensive with Vision. Modular components range from contemporary casegood units to modern benching systems with low storage and a layered aesthetic.

vision



PAGES 04 & 05

prominent, smart & sophisticated

Clean lines and contemporary veneers are the palette of an esteemed executive. A light-scale peninsula desk is paired with a double-height sliding-door overhead that supports the requirements of a modern office.

Top Peninsula desk with frosted acrylic trim modesty panel. Work tool rail.
Middle Mini power tilt up. Return with partial-height modesty panel.
Bottom Ergo adjustable height. Wire management solution.

vision



PAGES 06 & 07

executive

A contemporary desk of classic proportions coupled with a freestanding storage wall provides the platform for executive decision making. Beneath the double cut veneer and glass doors, storage componentry and technology access deliver the functional design needed in the modern office.

vision



U Unit
An adjustable height bridge integrated into an efficient U Unit allows for active work styles while still reaping maximum benefits from reduced footprints. Storage tower inserts, overhead storage and modular file units promote organization.
(Components shown with double cut veneer, frosted glass doors and Tyler seating.)



L Unit
Modular L Units are flexible, affordable and a staple of every working office environment. Overhead cubbies provide easy access to current files and reference materials.
(Single pedestal desk shown with bench cushion, freestanding overhead with cubbies, storage cabinet and Protocol seating.)



L Unit
Use modular components to combine a variety of storage units and worksurfaces for a multi-level, full-function station. A peninsula desk is coupled with modular bench height cabinets to provide ample storage and a low profile.
(Peninsula desk shown with Stardust Silver U-Base, wall-mounted overhead storage, Collective Mini-Stools and Proxy seating.)



U Unit
Various storage heights and contrasting fronts turn a standard U Unit into a contemporary work station. P-top peninsula desks allow small groups to interact at the primary worksurface.
(P-top peninsula desk shown with contrasting door/drawer fronts, wall-mounted sliding-door overhead with cubbies and Avia seating.)



PAGES 08 & 09

Vision casegoods are the perfect solution at an affordable price. Visit jsifurniture.com and review the Vision price list for endless possibilities.

vision



PAGES 10 & 11

multilevel team environments

Create fresh and open collaborative team environments that are as much a value as they are valuable. Vision storage opportunities are endless with open shelving, cubbies, sliding door overheads, wardrobes and filing options.

vision



Freestanding Team Station

A vast work surface and generous room to maneuver will help ensure a healthy and happy work force. Group multiple peninsula desks together and the station is more conducive to spontaneous collaboration and sparking conversations. (Rectangular peninsula desks shown with mobile pedestals and Proxy seating.)



Tandem Cockpit Units

Side-access storage cabinets and privacy screens delineate the work space while cockpit style worksurfaces promote work flow. Specify units in tandem using modular components. (Bullet corner desks shown with Stardust Silver column base, frosted acrylic trim modesty panel, storage cabinets and Tyler seating.)



Freestanding Team Station

The benefits of at-reach and low storage include increased efficiency and more team collaboration. Span standard height worksurfaces and bench height cabinets with at-reach storage to create privacy as well as modular alignment. (Team station shown with boomerang tops, contrasting laminates, a Swiss height adjustable table and Avia seating.)



Tandem Bench Units

Get a near custom fit in any space using the wide range of sizes available in the Vision modular offering. Adjustable height tables promote wellness and allow for maximum flexibility in team stations. (Modular bench unit shown with pneumatic adjustable height table desks, contrasting drawer fronts and Newton seating.)



vision



PAGES 14 & 15

collaborative

Back-to-back stations with a shared central activity hub are ideal for individual tasking and designed for immediate team engagements. The layered componentry of Vision allows light to fill the space and employees to feel connected.

vision



Privacy Screens



Layered Storage



Knife Edge



Bench Seating

Privacy Screens Working as a team is important, but so is a little privacy. Frosted acrylic privacy screens allow light to filter through and define individual spaces. **Layered Storage** Combine vertical and horizontal storage elements and still keep everything aligned with flexible mounting systems that support your vision. **Knife Edge** Customize the style, shape, and size of your conference table with a wide variety of options. A knife edge gives the appearance of a thin top profile, while providing the structure for long-lasting durability. **Bench Seating** Specify cushions with low storage and you have a bench! Excellent for impromptu conversations and quick collaborations, or just relaxing during a tough day.



conference

A knife edge on a Vision conference table gives modern appeal to any meeting room. Timeless veneers provide character while power units and rectangular bases provide practical functionality.

desk modesty panel options



breakfront desk with acrylic trim modesty panel



modular pedestal desk with contrasting breakfront half modesty panel



modular pedestal desk with acrylic trim modesty panel



breakfront desk



recessed modesty desk

peninsula desk support options



Rectangular Base



U Base



H Base



Column Disc Base



Column Base

For use with full height peninsula desks only.

pull options




bar (MB & PN)




fluent (MB & MN)



sweep (MB & MN)




healy (MN only)



revelt (MN only)

edge profiles



eased (R3)



transitional (C3)



reeded (H3)

wood finishes

cherry



saffron



legacy



bourbon



barley




autumn



classic



brighton



praline



earthy

maple



ale



butterscotch



flax



cinnamon



venetian

walnut



auburn



espresso



mocha




night owl



sienna



toffee



truffle

double cut



cremello



khaki



coffee



graphite

laminates finishes



shea



blond echo



highline



brazilwood



autumn




walnut heights



bourbon



brighton



vintage



studio teak

alabaster

designer white

bridal blanco

taupe

shadow

dove grey

slate grey

metal finishes



stardust silver




black sandtex

glass & acrylic color



frosted



back-painted white

Pulls Choose from 5 pull options for door and drawer fronts in either a Polished Nickel, Matte Nickel and Matte Black finish. Glass doors on storage towers incorporate a special flat pull (for the look of no pull) that coordinates with all styles. **Edges** User and approach edges are offered in 1 of 3 profiles. Side edge profiles are flat for premium fit. **Glass** Cabinet door fronts can be specified in frosted or back-painted white glass. Modesty panels and privacy screens are offered in frosted acrylic. **Metal** Peninsula desk and low overhead storage supports can be specified in Stardust Silver or Black Sandtex finish. **Wood** All wood finishes incorporate our proprietary low-emission finish; DuraTex. JSI also offers special finishes and custom finish matching (contact JSI Customer Service for details).

Sustainability Learn how Vision can contribute to your sustainability goals by contacting your JSI Customer Service Team.

DuraTex low-emission finish

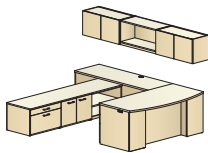
To reduce hazardous emissions, we use a proprietary, specially designed top coat that offers exceptional hardness, abrasion and impact resistance while reducing hazardous or harmful gases. DuraTex significantly reduces hazardous emissions which helps to improve the quality of the indoor air we breathe.

DuraTex PLUS

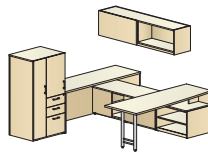
DuraTex PLUS is an optional anti-microbial product protection added directly to our DuraTex low-emission finish. It provides an added level of anti-microbial protection inhibiting the growth of mold, mildew, fungus and bacteria on wood surfaces.



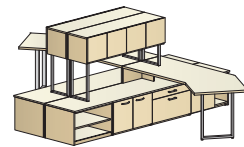
vision



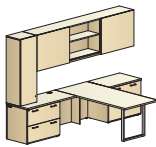
u-unit with low storage and overhead
overall dimensions
90"W 108"D 72"H



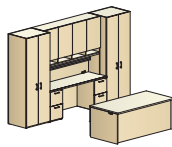
u-unit with low storage and overhead
overall dimensions
102"W 98"D 72"H



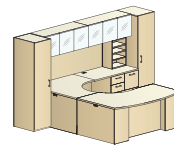
team station with low storage and overheads
overall dimensions
168"W 120"D 47"H



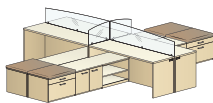
l-unit with double-height overhead
overall dimensions
126"W 78"D 84"H



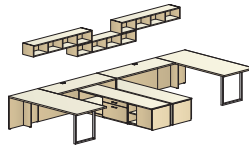
desk with credenza and wardrobes
overall dimensions
132"W 108"D 84"H




cockpit design u-unit with wardrobes
overall dimensions
132"W 100"D 72"H



team station with low storage and privacy screens
overall dimensions
180"W 144"D 42"H



team station with low storage and cubbies
overall dimensions
216"W 93"D 72"H



team station with low storage and cubbies
overall dimensions
210"W 72"D 72"H

mahg

FURNITURE STANDARDS-

casegoods|ki

mahgarchitecture

Aristotle[®]

Casegoods

intelligent | inviting | intuitive



Furnishing Knowledge[®]



INTELLIGENT SPACES

Refined. Sophisticated. Appealing. The Aristotle® casegoods collection creates upscale environments for intelligent work spaces. With vast options for surface finishes and edge styles, Aristotle delivers elite distinction for private offices or shared work areas.





Mobile pedestal features front lock



Storage and wardrobe tower



Aluminum frame return with acrylic modesty panel



Desktop acrylic panel





INVITING DESIGNS

Warm wood grains offer classic appeal with a welcoming solace, while solid laminates imbue fresh, contemporary flair. Combine wood grains and solid finishes with metallic accents for truly unique style.



Lectern



Markerboard



Mobile double serving cart



Mobile white board divider

INTUITIVE MODULARITY



Aristotle casegoods support modular planning regardless of work styles. Storage units are fully assembled and feature a variety of freestanding or integrated options. Wardrobe towers can be used separately or planned with filing units to enhance the functionality of the work space.




Wardrobe, file and storage tower



Reception desk with return and transaction top







Overhead with sliding frosted acrylic doors



Open overhead



Closed overhead



Overhead with frosted glass doors




FORM AND FUNCTION




Aluminum wave profile leg (featured on pages 6-7)



Slimline metal leg (featured above)



Adjustable glides

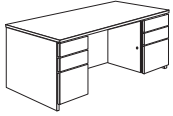


Grommet

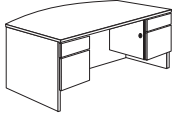
Open space planning has never been easier. Aristotle offers a broad selection of worksurface tops and storage elements to create the perfect balance of privacy and interaction.

ARISTOTLE STATEMENT OF LINE (Partial)

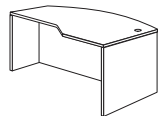
Desks



Double Pedestal



Bow Front Double Pedestal



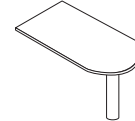
Bow Front Corner, Straight Cutaway



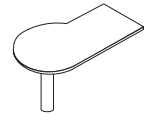
D-Top Corner, Curved Cutaway



P-Top Corner, Straight Cutaway

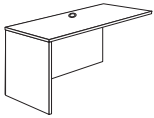


D-Top - Suspended

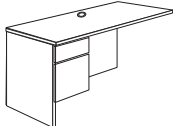


P-Top - Suspended

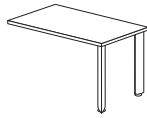
Returns



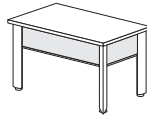
Flush Return



Pedestal Return

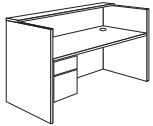


Return with Slimline Leg

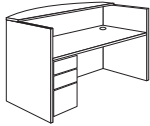


Aluminum Wave Profile Return with Modesty and End Panel

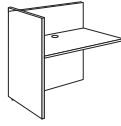
Reception Desks and Galleries



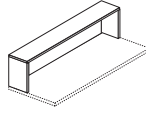
Reception Desk



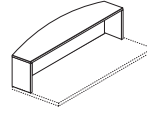
Bow Front Reception Desk



Reception Return



Reception Gallery

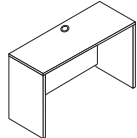


Bow Front Reception Gallery

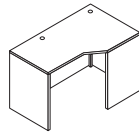
Shells



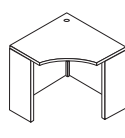
Recessed End Panel



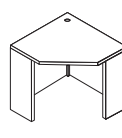
Full End Panels



Extended Desk - 2 End Panels

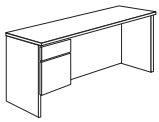


Curvilinear Corner

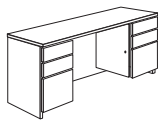


Straight Corner

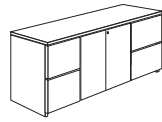
Credenzas and Overheads



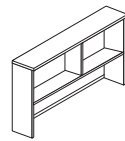
Single Pedestal Credenza



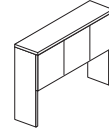
Double Pedestal Credenza



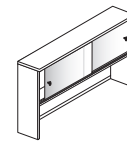
Center Storage Credenza



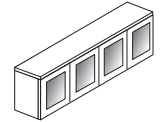
Open Overhead



Closed Overhead

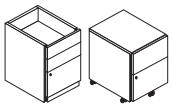


Overhead with Sliding Frosted Acrylic Doors

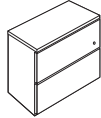


Overhead with Frosted Glass Doors

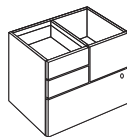
Files and Storage



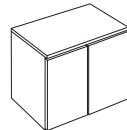
Pedestals



Lateral - 2 Drawer



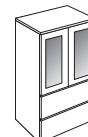
Storage - Under Desk



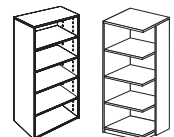
Storage - Freestanding



Storage Tower

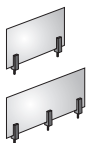


Storage Tower with Lateral

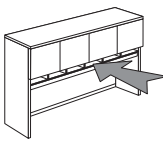


Bookcases

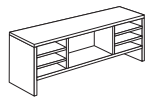
Accessories



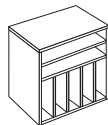
Desktop Acrylic Panel



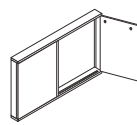
Overhead Paper Sorter Insert



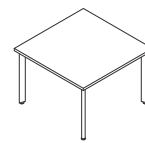
Stack-On Organizer Hutch



Paper Organizer



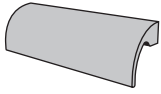
Markerboard



Table

OPTIONS


Pulls




Waterfall Silver



Waterfall Black

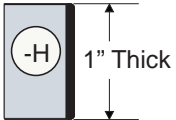


Bar Silver

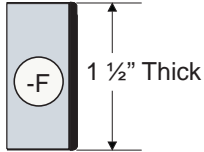


Rectangular Silver

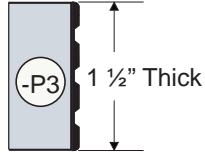
Edges



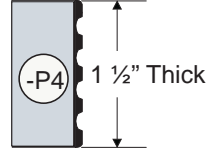
1" Flat



1-1/2" Flat




1-1/2" P3



1-1/2" P4

Finishes

Metal Leg Finishes




Black (BL)




Starlight Silver (SX)


Surface Finishes



Biltmore Cherry (LBT)



Brighton Walnut (LBW)



Cocobala (LCC)



Charcoal (LCH)



Copacabana (LCP)



Dark Sand (LDS)



Dolce Vita (LDV)




Kensington Maple (LKM)



Light Grey (LLG)



Monticello Maple (LMT)



Sunset (LSU)



Tuxedo (LTX)



White (LWT)



White Chocolate (LWZ)

Edge banding matches the laminate finish.

PRODUCT SPECIFICATIONS

Cover:

- Aristotle casegoods in Brighton Walnut laminate with White laminate worksurface (1"), Silver bar pulls, and Aluminum Wave profile return.

PAGES 2-3:

- Aristotle casegoods in White laminate with Kensington Maple laminate worksurface (1-1/2" P4 and 1" edges), Silver bar pulls, and Aluminum Wave profile return.
- Altus conference chairs in Black.
- Itoki DP chair in Walnut veneer with Black upholstery.
- Itoki DD table in White laminate with Silver legs.
- Altus task chair in Black.
- Opt4 chair in White.

PAGES 4-5:

- Aristotle casegoods in Sunset laminate (1-1/2" P4 edge) and Silver waterfall pull.
- Altus task chair in Black.
- Opt4 chair in Black.
- Aristotle conference table in Sunset laminate with Venue base.
- Altus conference chairs in Black.

PAGES 6-7:

- Aristotle casegoods in Brighton Walnut laminate with White laminate worksurface (1"), Silver bar pulls, and Aluminum Wave profile return.
- Lyra club chairs and table in Cocobala with chrome base and Holy Cow Super White upholstery.

PAGES 8-9:

- Aristotle casegoods in Cocobala laminate with White laminate worksurface (1") and Slimline metal leg return.
- Engage task chairs in Spun Spruce.

Learn more about
Aristotle Casegoods



Printed on FSC® certified paper
using only vegetable-based inks,
including metallics. Please recycle.



KI is a trusted expert for furniture and wall systems around the globe.

USA | CANADA | MEXICO | UK | EUROPE | ASIA | MIDDLE EAST | AUSTRALIA

1330 Bellevue Street • P. O. Box 8100 • Green Bay, WI 54308-8100 • 1-800-424-2432 • www.ki.com

© 2014 Krueger International, Inc. All Rights Reserved. Code KI-00744R2/HC/IP/1214
KI and Furnishing Knowledge are registered trademarks of Krueger International, Inc.



Furnishing Knowledge®

mahg

FURNITURE STANDARDS-

casegoods|kimball

mahgarchitecture



Kimball®Office

PRIORITY™



A MULTITUDE OF POSSIBILITIES

No matter where you work or how you work, Priority supports it in extensive ways. Choose from a coordinated suite of desks, benches, tables, and storage units. Each element integrates to create modern work environments, timeless appeal, and a whole world of configurations.

Also shown
Task Chair: **Wish** / Ottomans: **Dwell** / Wall Panels: **Stow**



BRING LIFE TO WORK

What does your private workspace say about you? With Priority, the message can be loud and clear. Personalize your setting with a seemingly endless mix of materials, pulls, and finishes. The foundation is universal, but the style can be uniquely yours.

Also shown
Task Chair: **Campos** / Lounge Chairs & Ottomans: **Dwell** / Pull-Up Table: **Bloom**



BETTER TOGETHER

Need a simple solution for a single office? No problem. Need to fill an entire office landscape? Priority does that, too. From executive, to community, to social spaces, Priority works as stand alone elements or integrates together to create a truly comprehensive solution.

Also shown
Task Chair: **Alumma** / Lounge Chairs & End Table: **Bloom**



FEATURES WITH BENEFITS

The workspace needs options—and Priority offers plenty of them. Take, for instance, the collection's rim and pull styles that are available in a variety of material options, or the cubbies that function as open storage. Add adjustable height for even greater flexibility. Each are optional, yet complement the workspace beautifully.

Also shown
Task Chairs: **Wish** / Sofa: **Boyd** / Wall Panels: **Stow**



THE JUST-RIGHT HEIGHT

With Priority's height adjustable tables, you can rise (or lower) to the occasion. The desk surround maintains an executive aesthetic while bringing functionality to the private office.

Also shown
Task Chair: **Wish** / Ottoman: **Dwell**



DESIGNED FOR CHANGE

Change happens, and not always according to plan. That's why Priority provides what a workplace needs: the ability to reconfigure, rescale, and readapt to suit virtually any situation. With plenty of storage options, Priority is designed not only for the task at hand, but for the continuity of an entire organization.

ONE FUNCTION WITH MANY FORMS

Within the same design vocabulary, Priority offers the option of a flush-mount top or one that floats for a lighter look. Both styles can be integrated—separately or together—within a single environment. Incorporate mobile storage, work tools and easy access to power and data for a complete workspace solution.



Floating Surface
This worksurface introduces a lighter aesthetic—adding contemporary character to a practical design.



Double Height Storage
Make maximum use of your real estate with double height overhead storage. They extend up instead of out—giving you more space with a smaller footprint.



Modesty Panel
Add privacy to open settings in a clean, light, and incredibly simple way. Available in resin, wood or laminate.



Technology Modesty Panel
A hinged door below the worksurface folds down to allow easy access to wall outlets and stored cabling.



Mobile Storage
Give workers a way to stay organized by keeping items stored away, yet available at a moment's notice.



Work Tools
Functionality increases when workers have supportive tools—like tackboards with a tool bar that integrates seamlessly with work tools.



A HARD-WORKING ENVIRONMENT

People work hard enough—so Priority makes the application work for them. Endless configurations make this possible, utilizing multiple components that support efficiency and practicality.


INFINITELY FLEXIBLE

What you see is just the beginning. Priority can be a desk, shared workspace, or collaborative area. A multitude of styles and options offers more than a place to work—it offers a place to work your way.



Flush Surface

The look is traditional yet timeless for any work setting—a solid design, characterized by clean lines. Available in a number of material options.



Glass Doors

This optional door style, available with writable glass, blends aesthetic with functionality.



Cockpit

This configuration surrounds the user, yet doesn't restrict movement—perfect for workers who need more space to spread out.



Wall Mount Shelf

This shelf's thin profile refreshes the workspace while allowing the user to display personal items.



T-Leg Contrast

The base and leg can be specified in different finishes to provide a contrasting look.



Cushion Top

Specifying the cushion on low storage adds the warmth of a textile to your space, while creating integrated seating for impromptu meetings.

THOUGHT STARTERS



Surround Yourself

What every worker needs—plenty of storage and surface space to spread out.



Room to Move

Gives users ample desk space, lateral files, and highback organizer with writable glass fronts.



Right on Traxx®

Configured with our Traxx and Tiles to maximize wall space and integrate seamlessly with Perks® work tools. Includes a space for just about anything—wardrobe included.



Light, Low, and Layered

Table support offers a look that's lighter in scale. Easy-to access cubby storage adds a stylish character.



On The Wall

Clean aesthetic, light layered look. Features wall-mount shelves, a floating surface, and cushion top for short-term seating.



Sit or Stand

You pick the way you want to work. Seated at a desk or standing at a height adjustable surface. Lighter in scale with plenty of closed storage options.



Independent Style

Pullout drawers and writable doors compose the backdrop of this work environment—complete with a freestanding desk and paper storage below each overhead storage door.



All In One

Sliding overhead door allows easy access while the bookcase adds plenty of display options. Standing height table makes for quick and casual collaboration with co-workers.



Community Point

Offers plenty of space for individual work or collaborative meeting points. Incorporates a power center for access on both sides, plenty of storage and tackboard with integrated tool bar.



Integrated Storage

A classic configuration that maximizes space and provides ample storage. Cushion top storage creates the perfect place for a quick conversation.



Double The Space

Shared space works great for teams who collaborate often. Storage can be designated or shared based on worker needs.

OPTIONS & DETAILS

Reference the price list for a complete offering of material options.


WOODGRAIN: VENEER, TFL & HPL LAMINATE, PVC RIM



SOLID: TFL & HPL LAMINATE, PVC RIM




PULLS




RIM PROFILES



SURFACE STYLES



DETAILS





PRIORITY™

Kimball®Office

A unit of Kimball International ©2016 Kimball International, Inc. Form No. BRPRI ver. 16a

1600 Royal Street
Jasper, Indiana 47549

800.482.1818
kimballoffice.com

FURNITURE STANDARDS-

2018



ARKANSAS TECH
UNIVERSITY

jsi vision series – veneer
krug nexus series – veneer
kimball priority series – veneer

casegoods|group 2

mahg

FURNITURE STANDARDS-

casegoods|jsi

mahgarchitecture



JSI

vision

casegoods & conference





vision



PAGES 02 & 03

an enhanced Vision

With an expanded offering of elements for specifying private offices, collaborative stations and open plan environments, the possibilities are extensive with Vision. Modular components range from contemporary casegood units to modern benching systems with low storage and a layered aesthetic.

vision



PAGES 04 & 05

prominent, smart & sophisticated

Clean lines and contemporary veneers are the palette of an esteemed executive. A light-scale peninsula desk is paired with a double-height sliding-door overhead that supports the requirements of a modern office.

Top Peninsula desk with frosted acrylic trim modesty panel. Work tool rail.
Middle Mini power tilt up. Return with partial-height modesty panel.
Bottom Ergo adjustable height. Wire management solution.

vision



PAGES 06 & 07

executive

A contemporary desk of classic proportions coupled with a freestanding storage wall provides the platform for executive decision making. Beneath the double cut veneer and glass doors, storage componentry and technology access deliver the functional design needed in the modern office.

vision



U Unit
An adjustable height bridge integrated into an efficient U Unit allows for active work styles while still reaping maximum benefits from reduced footprints. Storage tower inserts, overhead storage and modular file units promote organization.
(Components shown with double cut veneer, frosted glass doors and Tyler seating.)



L Unit
Modular L Units are flexible, affordable and a staple of every working office environment. Overhead cubbies provide easy access to current files and reference materials.
(Single pedestal desk shown with bench cushion, freestanding overhead with cubbies, storage cabinet and Protocol seating.)



L Unit
Use modular components to combine a variety of storage units and worksurfaces for a multi-level, full-function station. A peninsula desk is coupled with modular bench height cabinets to provide ample storage and a low profile.
(Peninsula desk shown with Stardust Silver U-Base, wall-mounted overhead storage, Collective Mini-Stools and Proxy seating.)



U Unit
Various storage heights and contrasting fronts turn a standard U Unit into a contemporary work station. P-top peninsula desks allow small groups to interact at the primary worksurface.
(P-top peninsula desk shown with contrasting door/drawer fronts, wall-mounted sliding-door overhead with cubbies and Avia seating.)



PAGES 08 & 09

Vision casegoods are the perfect solution at an affordable price. Visit jsifurniture.com and review the Vision price list for endless possibilities.

vision



PAGES 10 & 11

multilevel team environments

Create fresh and open collaborative team environments that are as much a value as they are valuable. Vision storage opportunities are endless with open shelving, cubbies, sliding door overheads, wardrobes and filing options.

vision



Freestanding Team Station

A vast work surface and generous room to maneuver will help ensure a healthy and happy work force. Group multiple peninsula desks together and the station is more conducive to spontaneous collaboration and sparking conversations. (Rectangular peninsula desks shown with mobile pedestals and Proxy seating.)



Tandem Cockpit Units

Side-access storage cabinets and privacy screens delineate the work space while cockpit style worksurfaces promote work flow. Specify units in tandem using modular components. (Bullet corner desks shown with Stardust Silver column base, frosted acrylic trim modesty panel, storage cabinets and Tyler seating.)



Freestanding Team Station

The benefits of at-reach and low storage include increased efficiency and more team collaboration. Span standard height worksurfaces and bench height cabinets with at-reach storage to create privacy as well as modular alignment. (Team station shown with boomerang tops, contrasting laminates, a Swiss height adjustable table and Avia seating.)



Tandem Bench Units

Get a near custom fit in any space using the wide range of sizes available in the Vision modular offering. Adjustable height tables promote wellness and allow for maximum flexibility in team stations. (Modular bench unit shown with pneumatic adjustable height table desks, contrasting drawer fronts and Newton seating.)



PAGES 12 & 13

Vision casegoods are the perfect solution at an affordable price. Visit jsifurniture.com and review the Vision price list for endless possibilities.

vision



PAGES 14 & 15

collaborative

Back-to-back stations with a shared central activity hub are ideal for individual tasking and designed for immediate team engagements. The layered componentry of Vision allows light to fill the space and employees to feel connected.

vision



Privacy Screens



Layered Storage



Knife Edge



Bench Seating

Privacy Screens Working as a team is important, but so is a little privacy. Frosted acrylic privacy screens allow light to filter through and define individual spaces. **Layered Storage** Combine vertical and horizontal storage elements and still keep everything aligned with flexible mounting systems that support your vision. **Knife Edge** Customize the style, shape, and size of your conference table with a wide variety of options. A knife edge gives the appearance of a thin top profile, while providing the structure for long-lasting durability. **Bench Seating** Specify cushions with low storage and you have a bench! Excellent for impromptu conversations and quick collaborations, or just relaxing during a tough day.



conference

A knife edge on a Vision conference table gives modern appeal to any meeting room. Timeless veneers provide character while power units and rectangular bases provide practical functionality.

desk modesty panel options



breakfront desk with acrylic trim modesty panel



modular pedestal desk with contrasting breakfront half modesty panel



modular pedestal desk with acrylic trim modesty panel



breakfront desk



recessed modesty desk

peninsula desk support options



Rectangular Base



U Base



H Base



Column Disc Base



Column Base

For use with full height peninsula desks only.

pull options



bar (MB & PN)



fluent (MB & MN)



sweep (MB & MN)




healy (MN only)



reveel (MN only)

edge profiles



eased (R3)



transitional (C3)



reeded (H3)

wood finishes

cherry



saffron



legacy



bourbon



barley



autumn



classic



brighton



praline



earthy

maple




ale




butterscotch



flax



cinnamon




venetian

walnut




auburn




espresso




mocha




night owl



sienna



toffee



truffle


double cut



cremello



khaki



coffee



graphite

laminates finishes



shea



blond echo



highline



brazilwood



autumn



walnut heights



bourbon



brighton



vintage



studio teak

alabaster

designer white

bridal blanco


taupe

shadow

dove grey

slate grey

metal finishes



stardust silver




black sandtex

glass & acrylic color



frosted



back-painted white

Pulls Choose from 5 pull options for door and drawer fronts in either a Polished Nickel, Matte Nickel and Matte Black finish. Glass doors on storage towers incorporate a special flat pull (for the look of no pull) that coordinates with all styles. **Edges** User and approach edges are offered in 1 of 3 profiles. Side edge profiles are flat for premium fit. **Glass** Cabinet door fronts can be specified in frosted or back-painted white glass. Modesty panels and privacy screens are offered in frosted acrylic. **Metal** Peninsula desk and low overhead storage supports can be specified in Stardust Silver or Black Sandtex finish. **Wood** All wood finishes incorporate our proprietary low-emission finish; DuraTex. JSI also offers special finishes and custom finish matching (contact JSI Customer Service for details).

Sustainability Learn how Vision can contribute to your sustainability goals by contacting your JSI Customer Service Team.

DuraTex low-emission finish

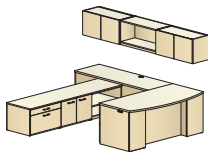
To reduce hazardous emissions, we use a proprietary, specially designed top coat that offers exceptional hardness, abrasion and impact resistance while reducing hazardous or harmful gases. DuraTex significantly reduces hazardous emissions which helps to improve the quality of the indoor air we breathe.

DuraTex PLUS

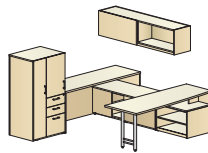
DuraTex PLUS is an optional anti-microbial product protection added directly to our DuraTex low-emission finish. It provides an added level of anti-microbial protection inhibiting the growth of mold, mildew, fungus and bacteria on wood surfaces.



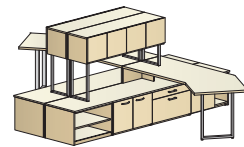
vision



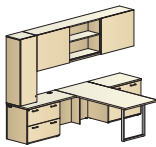
u-unit with low storage and overhead
overall dimensions
90"W 108"D 72"H



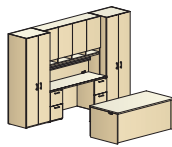
u-unit with low storage and overhead
overall dimensions
102"W 98"D 72"H



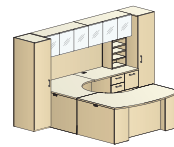
team station with low storage and overheads
overall dimensions
168"W 120"D 47"H



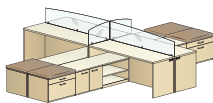
l-unit with double-height overhead
overall dimensions
126"W 78"D 84"H



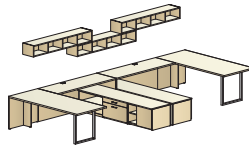
desk with credenza and wardrobes
overall dimensions
132"W 108"D 84"H




cockpit design u-unit with wardrobes
overall dimensions
132"W 100"D 72"H



team station with low storage and privacy screens
overall dimensions
180"W 144"D 42"H



team station with low storage and cubbies
overall dimensions
216"W 93"D 72"H



team station with low storage and cubbies
overall dimensions
210"W 72"D 72"H

mahg

FURNITURE STANDARDS-

casegoods|krug

mahgarchitecture



Nexus is a combination of functionality and neoclassic elegance, designed to accommodate high performance work environments.

Krug offers an extensive range of furnishings for private office and conferencing, and a comprehensive seating collection. A company-wide program is in place to reduce the impact of our products and processes on the environment. For a copy of this program, or more information about products, please contact your local Krug representative, or Krug Customer Service. We guarantee the quality of our products, and your satisfaction, with a comprehensive 10-year warranty. NEXUS™ meets or exceeds the testing requirements of ANSI/BIFMA X 5.5 – 1998.

krug

solutions@krug.ca | www.krug.ca | 1.888.578.KRUG

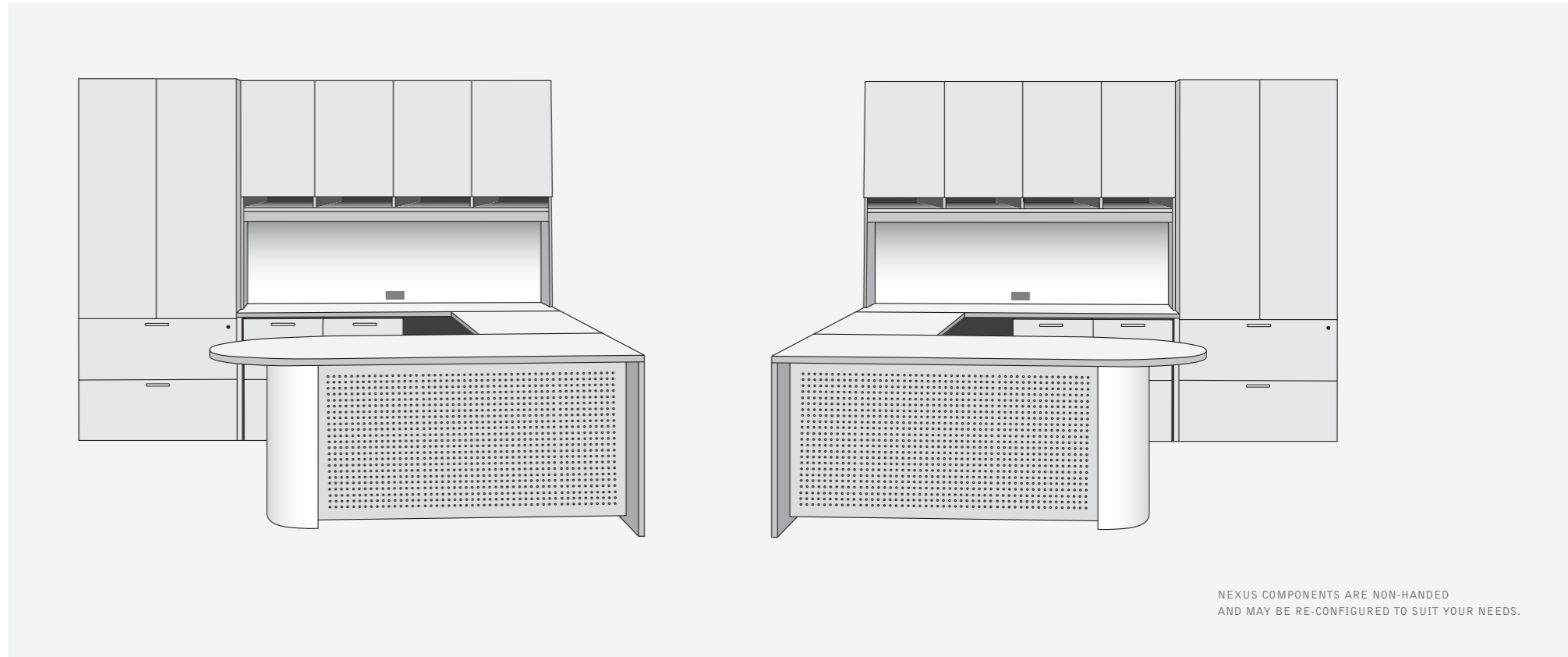


NEXUS | CASEGOODS

krug

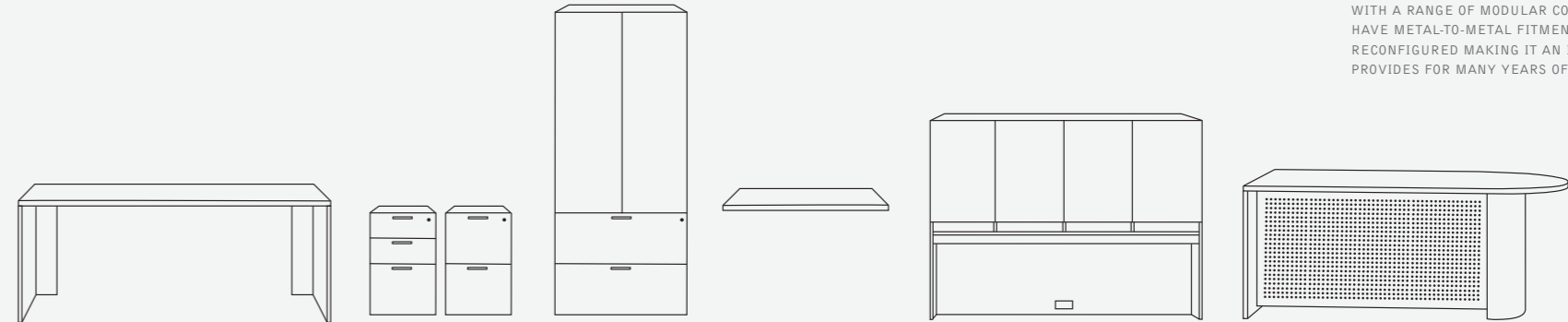
NEX 001-05

Printed in Canada



NEXUS COMPONENTS ARE NON-HANDED AND MAY BE RE-CONFIGURED TO SUIT YOUR NEEDS.

COMPONENTS



CREDENZA

PEDESTALS

STORAGE

LINK UNIT

6-HI HUTCH

BULLET DESK

WITH A RANGE OF MODULAR COMPONENTS THAT HAVE METAL-TO-METAL FITMENTS, NEXUS CAN BE RECONFIGURED MAKING IT AN INVESTMENT THAT PROVIDES FOR MANY YEARS OF CHANGE.

Nexus is a blend of flexibility, function and aesthetics. Designed to address the changing office environment, Nexus delivers unlimited solutions with unprecedented value.



Wood framed clear glass doors



Wire management access cavity



Perforated metal modesty panel



Frosted glass doors framed in matte silver

Tapered aluminium leg

Modular bookcase pedestal





Mobile and modular pedestals



Mobile file bin



Mobile table




Hinged modesty panel

Power data center

Curved corner credenza

Wire management access cavity




Double height open/closed overhead



Curved corner credenza



Laminate worksurface




Paper management hutch option

Mobile work center


Perforated metal modesty panel

WOOD FINISHES

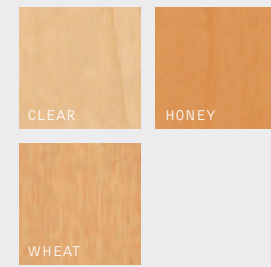
CHERRY



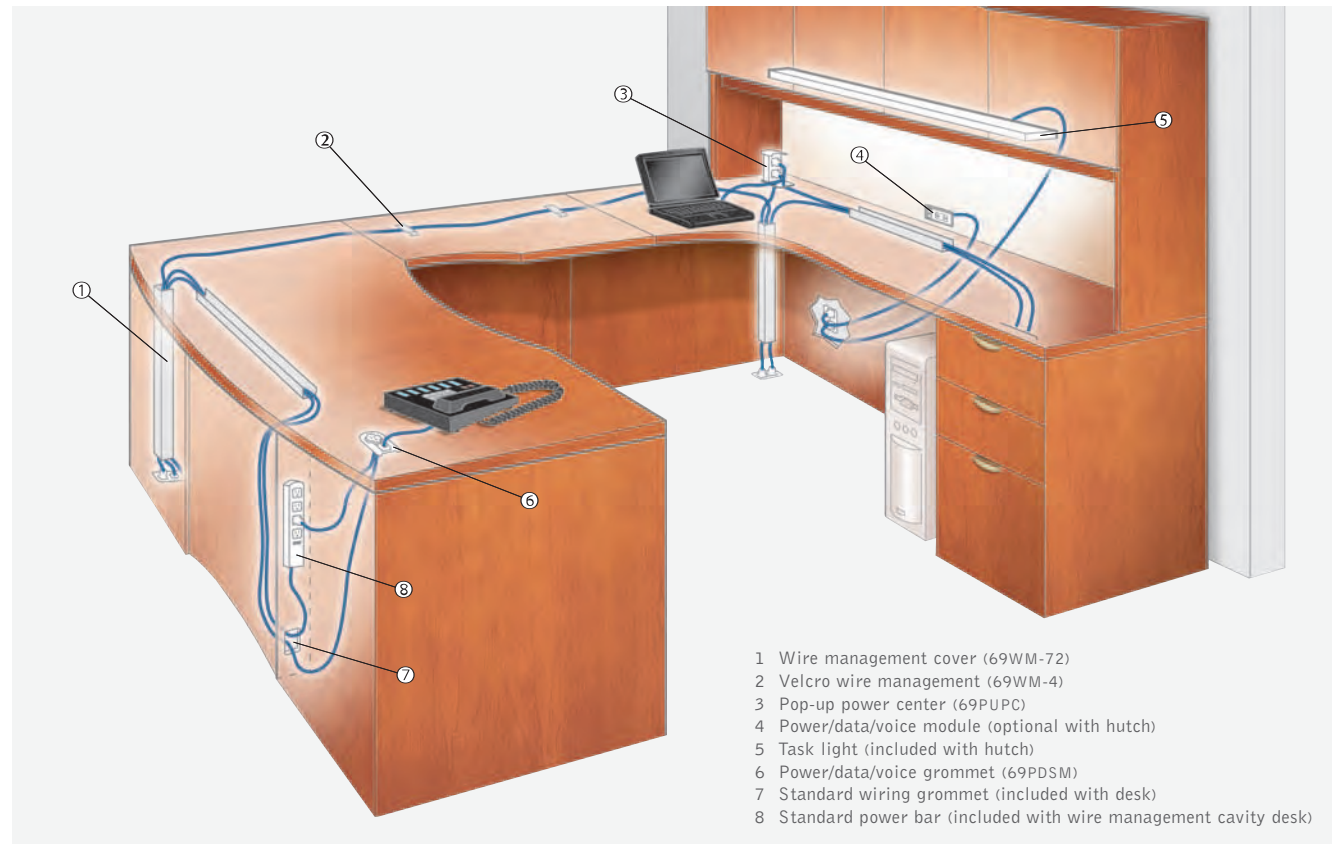

OAK



MAPLE



WALNUT



- 1 Wire management cover (69WM-72)
- 2 Velcro wire management (69WM-4)
- 3 Pop-up power center (69PUPC)
- 4 Power/data/voice module (optional with hutch)
- 5 Task light (included with hutch)
- 6 Power/data/voice grommet (69PDSM)
- 7 Standard wiring grommet (included with desk)
- 8 Standard power bar (included with wire management cavity desk)

EDGE PROFILES



"F" - Convex

"E" - Fluted

"C" - Concave

"D" - Radius



Sentra pull - brushed brass



Sentra pull - polished chrome



Sentra pull - matte black



Sentra pull - satin nickel



Axis pull - matte silver



Axis pull - matte black

mahg

FURNITURE STANDARDS-

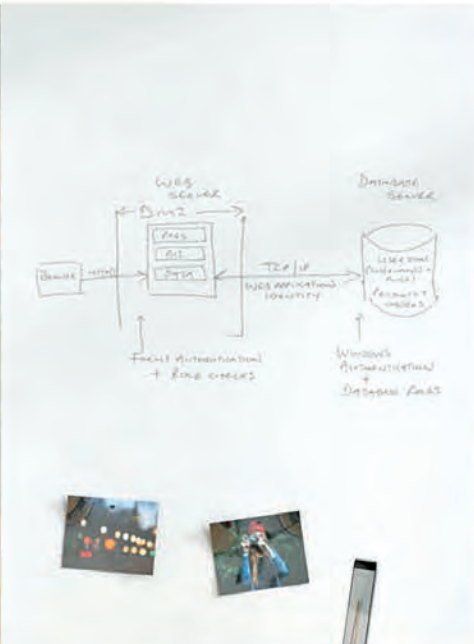
casegoods|kimball

mahgarchitecture



Kimball®Office

PRIORITY™



A MULTITUDE OF POSSIBILITIES

No matter where you work or how you work, Priority supports it in extensive ways. Choose from a coordinated suite of desks, benches, tables, and storage units. Each element integrates to create modern work environments, timeless appeal, and a whole world of configurations.

Also shown
Task Chair: **Wish** / Ottomans: **Dwell** / Wall Panels: **Stow**



BRING LIFE TO WORK

What does your private workspace say about you? With Priority, the message can be loud and clear. Personalize your setting with a seemingly endless mix of materials, pulls, and finishes. The foundation is universal, but the style can be uniquely yours.

Also shown
Task Chair: **Campos** / Lounge Chairs & Ottomans: **Dwell** / Pull-Up Table: **Bloom**



BETTER TOGETHER

Need a simple solution for a single office? No problem. Need to fill an entire office landscape? Priority does that, too. From executive, to community, to social spaces, Priority works as stand alone elements or integrates together to create a truly comprehensive solution.

Also shown
Task Chair: **Alumma** / Lounge Chairs & End Table: **Bloom**



FEATURES WITH BENEFITS

The workspace needs options—and Priority offers plenty of them. Take, for instance, the collection's rim and pull styles that are available in a variety of material options, or the cubbies that function as open storage. Add adjustable height for even greater flexibility. Each are optional, yet complement the workspace beautifully.

Also shown
Task Chairs: **Wish** / Sofa: **Boyd** / Wall Panels: **Stow**



THE JUST-RIGHT HEIGHT

With Priority's height adjustable tables, you can rise (or lower) to the occasion. The desk surround maintains an executive aesthetic while bringing functionality to the private office.

Also shown
Task Chair: **Wish** / Ottoman: **Dwell**



DESIGNED FOR CHANGE

Change happens, and not always according to plan. That's why Priority provides what a workplace needs: the ability to reconfigure, rescale, and readapt to suit virtually any situation. With plenty of storage options, Priority is designed not only for the task at hand, but for the continuity of an entire organization.

ONE FUNCTION WITH MANY FORMS

Within the same design vocabulary, Priority offers the option of a flush-mount top or one that floats for a lighter look. Both styles can be integrated—separately or together—within a single environment. Incorporate mobile storage, work tools and easy access to power and data for a complete workspace solution.



Floating Surface
This worksurface introduces a lighter aesthetic—adding contemporary character to a practical design.



Double Height Storage
Make maximum use of your real estate with double height overhead storage. They extend up instead of out—giving you more space with a smaller footprint.



Modesty Panel
Add privacy to open settings in a clean, light, and incredibly simple way. Available in resin, wood or laminate.



Technology Modesty Panel
A hinged door below the worksurface folds down to allow easy access to wall outlets and stored cabling.



Mobile Storage
Give workers a way to stay organized by keeping items stored away, yet available at a moment's notice.



Work Tools
Functionality increases when workers have supportive tools—like tackboards with a tool bar that integrates seamlessly with work tools.



A HARD-WORKING ENVIRONMENT

People work hard enough—so Priority makes the application work for them. Endless configurations make this possible, utilizing multiple components that support efficiency and practicality.


INFINITELY FLEXIBLE

What you see is just the beginning. Priority can be a desk, shared workspace, or collaborative area. A multitude of styles and options offers more than a place to work—it offers a place to work your way.



Flush Surface

The look is traditional yet timeless for any work setting—a solid design, characterized by clean lines. Available in a number of material options.



Glass Doors

This optional door style, available with writable glass, blends aesthetic with functionality.



Cockpit

This configuration surrounds the user, yet doesn't restrict movement—perfect for workers who need more space to spread out.



Wall Mount Shelf

This shelf's thin profile refreshes the workspace while allowing the user to display personal items.



T-Leg Contrast

The base and leg can be specified in different finishes to provide a contrasting look.



Cushion Top

Specifying the cushion on low storage adds the warmth of a textile to your space, while creating integrated seating for impromptu meetings.

THOUGHT STARTERS



Surround Yourself

What every worker needs—plenty of storage and surface space to spread out.



Room to Move

Gives users ample desk space, lateral files, and highback organizer with writable glass fronts.



Right on Traxx®

Configured with our Traxx and Tiles to maximize wall space and integrate seamlessly with Perks® work tools. Includes a space for just about anything—wardrobe included.



Light, Low, and Layered

Table support offers a look that's lighter in scale. Easy-to access cubby storage adds a stylish character.



On The Wall

Clean aesthetic, light layered look. Features wall-mount shelves, a floating surface, and cushion top for short-term seating.



Sit or Stand

You pick the way you want to work. Seated at a desk or standing at a height adjustable surface. Lighter in scale with plenty of closed storage options.



Independent Style

Pullout drawers and writable doors compose the backdrop of this work environment—complete with a freestanding desk and paper storage below each overhead storage door.



All In One

Sliding overhead door allows easy access while the bookcase adds plenty of display options. Standing height table makes for quick and casual collaboration with co-workers.



Community Point

Offers plenty of space for individual work or collaborative meeting points. Incorporates a power center for access on both sides, plenty of storage and tackboard with integrated tool bar.



Integrated Storage

A classic configuration that maximizes space and provides ample storage. Cushion top storage creates the perfect place for a quick conversation.




Double The Space

Shared space works great for teams who collaborate often. Storage can be designated or shared based on worker needs.

OPTIONS & DETAILS

Reference the price list for a complete offering of material options.


WOODGRAIN: VENEER, TFL & HPL LAMINATE, PVC RIM



SOLID: TFL & HPL LAMINATE, PVC RIM




PULLS




RIM PROFILES



SURFACE STYLES



DETAILS





PRIORITY™

Kimball®Office

A unit of Kimball International ©2016 Kimball International, Inc. Form No. BRPRI ver. 16a

1600 Royal Street
Jasper, Indiana 47549

800.482.1818
kimballoffice.com

2018



ARKANSAS TECH
UNIVERSITY

ki synthesis
haworth planes
herman miller everywhere
ki hurry up
ki pirouette
haworth planes training
ki trek
ki in-tandem
haworth jump
haworth planes height adjustable
ki work-up

classroom|tables

Synthesis[®]

Tables

inspired by architecture | designed for collaboration | integrated for power



Furnishing Knowledge[®]

Table Talk Redefined.

What happens when you combine great design with versatility and power? You get the KI Synthesis® table. With graceful style and integrated wire management capability, this table inspires collaboration and conversation. From boardrooms to break rooms and anywhere between, Synthesis delivers great looks and superior performance.



Height Adjustable Legs

The pin-height adjustable leg option delivers flexibility and ergonomic comfort to work spaces. Table height ranges from 27 to 32 inches.



Modesty Panel Options

Add privacy and design flair with modesty panels. Choose from coordinating laminates, wood veneers, or color-matched painted steel.



Synthesis® Table

Synthesis tables have all the options you need. Start by selecting the right top. Different shapes and sizes allow for flexible teaming. Then choose your base. The Synthesis base is offered in multiple profiles, including cantilevered legs for training, wide legs for conference rooms, X-bases for cafés and lounges, and standard legs for just about anywhere else.

Inspired by architecture.

The Synthesis table features a clean, light base design, but don't let the airy profile fool you. It has all of the durability you expect from KI products. So whether you choose fixed, folding, or rolling styles, you will appreciate your Synthesis table for years to come. Plus, all Synthesis tables are backed by KI's 10-year standard warranty.

Designed for collaboration.

Synthesis is all about customization. It adapts to evolving workspaces, allowing maximum flexibility through an array of design choices.

Integrated for power.

Convenient pin-height adjustability adds ergonomic comfort. Optional integrated wire management powers conferencing, computer stations and more. So you stay connected for success.

The perfect blend.

Put it all together and you'll understand why the Synthesis table is the perfect combination of aesthetic appeal and cutting-edge technology. Contact your KI representative today and learn which Synthesis style is best for your application.



Wire Management System

Power and data connectivity is simple and discreet. An integrated system offers vertical wire management and horizontal wire management either under the table or behind the modesty panel. Adding PowerUp® modules brings data and power conveniently to the table surface.



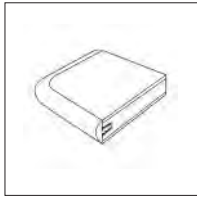
Wood Veneer

Enhance the image of any room with wood veneer. Synthesis table's solid wood and postformed veneer edge profiles come in a variety of stains.

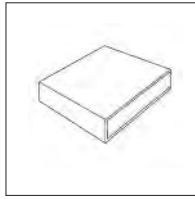


Edge Options

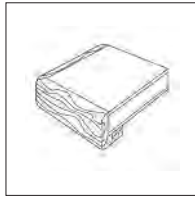
Laminate Tops



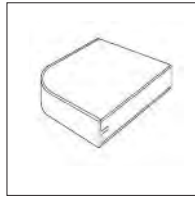
54B
Laminate; 1-1/4" round vinyl bullnose edge; 1-1/2" radius corner



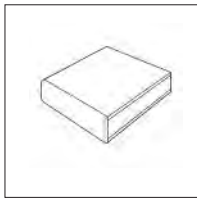
64E
Laminate; 1-1/4" self edge; square corner



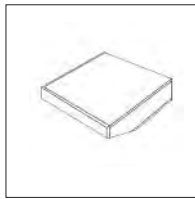
I5W
Laminate; 1" x 1-3/4" wood bullnose edge; 5/8" radius corner



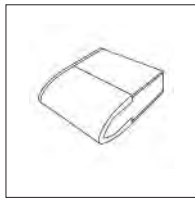
BN
Laminate; 1-1/4" flat vinyl T-edge; 1-1/2" radius corner



74P
Laminate; 2mm rigid PVC edge; square corner

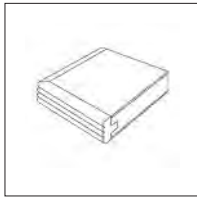


KN
Knife; Laminate; 1/2" rigid PVC knife edge; square corner

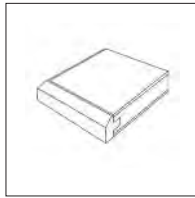


ME
Laminate; 2-1/4" elliptical molded urethane front edge; 1/4" flat molded urethane on sides/back

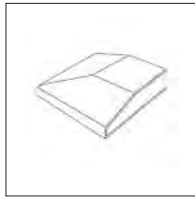
Wood Veneer Tops



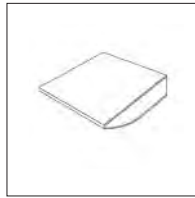
RE
Reed; solid wood T-edge on 1-1/8" particleboard



FA
Facet; solid wood T-edge on 1-1/8" particleboard



PT
Plateau; post formed veneer over 1-1/8" MDF



UC
Undercut; postformed veneer over 1-1/8" MDF

Learn more about Synthesis Tables



Printed on FSC® certified paper using only vegetable-based inks, including metallics. Please recycle.



Designed by Aaron DeJule.

KI is a trusted expert for furniture and wall systems around the globe.
USA | CANADA | MEXICO | UK | EUROPE | ASIA | MIDDLE EAST | AUSTRALIA

1330 Bellevue Street • P. O. Box 8100 • Green Bay, WI 54308-8100 • 1-800-424-2432 • www.ki.com

© 2013 KI All Rights Reserved. Litho in USA. Code KI-00595R3/HC/IP/0213
KI and Furnishing Knowledge are registered trademarks of Krueger International, Inc.



Furnishing Knowledge®

Planes®





RESPOND APPROPRIATELY

Planes tables support the needs of people as they move throughout the day. At individual workstations, in training sessions, or during collaborative interactions, Planes provides solutions that support productivity, ergonomics, and technology. Work changes. Planes adjusts.



SIT. STAND. COLLABORATE.

Planes benching allows people to exercise their choice: sit, stand, work alone or together. Need to shift gears? Move to a conference table to meet, spread out, and pull in a Planes or Workware™ Easel to share work in progress.





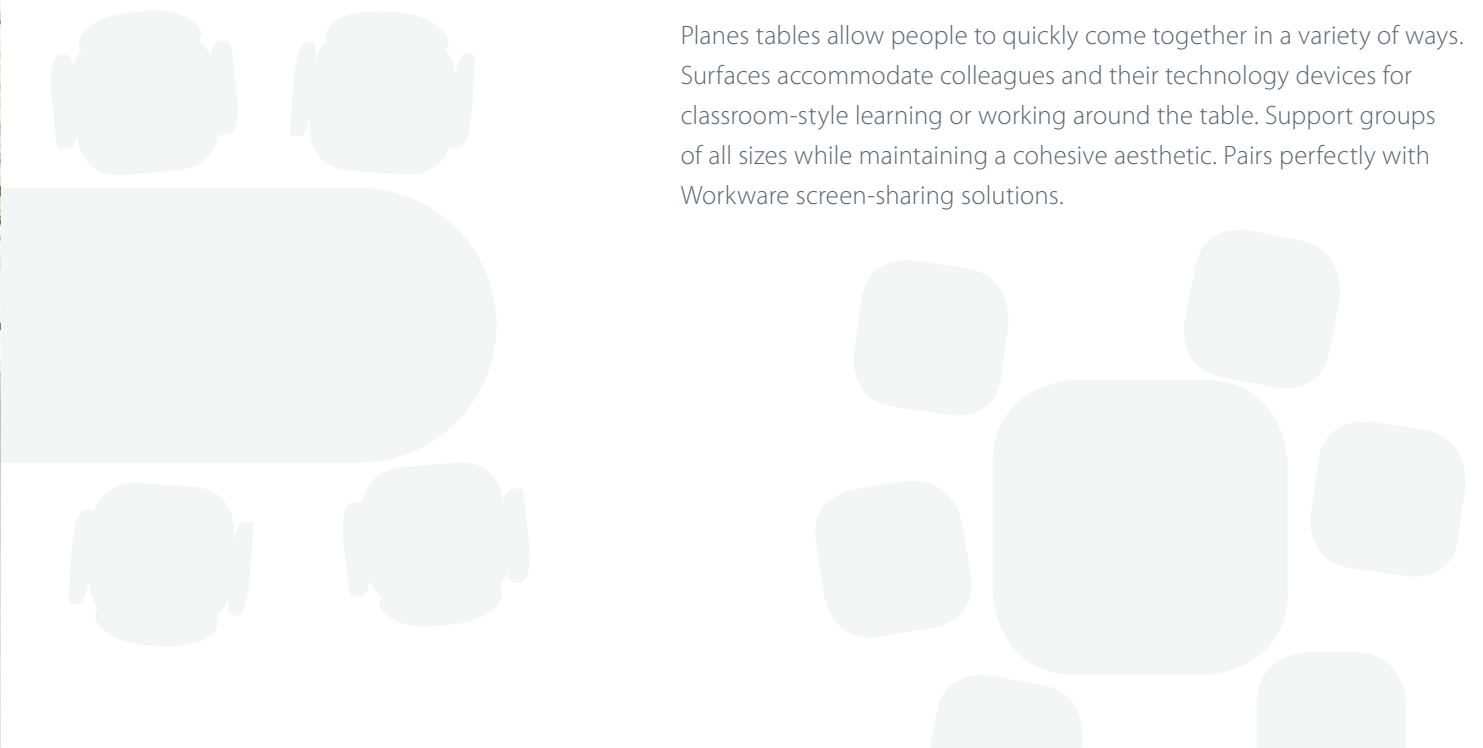
GET THE TRAINING ROOM READY

Want more engaged people at your next conference or seminar? Break into workgroups and use technology-driven activities. Share learnings through the Bluescape™ multi-touch screen using multiple devices. Need to switch things up? Move Planes training tables around, then quickly reconnect to power and data. Choose from a variety of table tops, including curved and rectangular, to optimize collaboration. With flip tops, casters, and hinged modesty panel options, tables adapt to your agenda and layout.



STAY CONNECTED IN SMALL GROUPS

Planes tables allow people to quickly come together in a variety of ways. Surfaces accommodate colleagues and their technology devices for classroom-style learning or working around the table. Support groups of all sizes while maintaining a cohesive aesthetic. Pairs perfectly with Workware screen-sharing solutions.



BE CASUAL AND PRODUCTIVE

Social spaces with variety and choice draw people in. Create a consistent vibe at various table heights, where people on the go can grab a bite, brainstorm, or catch up. Planes tables offer multiple surfaces for lounge areas between destinations.



SET UP THE CONFERENCE ROOM

Meetings and presentations raise expectations. More formality. More structure. Planes conference tables make a strong statement with smart surface cutouts, power distribution, and wire management. Refined column cladding and long stretches of surface with minimal columns reinforce the experience and sleek aesthetic.



HermanMiller
Everywhere™ Tables



Fine lines and refined aesthetics
for active spaces



Everywhere Tables
Designed by Dan Grabowski

Even as technology provides the means by which people can exchange and build upon ideas virtually, physical space remains a powerful asset for organizations looking to foster a human connection to work and colleagues. By providing intuitive gathering points where meaningful interactions can take place, tables are a necessary building block for workplaces.

Versatile enough to be used everywhere—hence the name—Everywhere Tables complement any space, with fine lines and a refined aesthetic. From conference tables for formal meeting areas to coffee tables or standing-height occasional tables for more informal settings, Everywhere Tables offer boundless flexibility, enabling any activity that requires an inviting and expansive (or compact) surface.



With solutions for any table application, Everywhere Tables can help you achieve a consistent look across your entire office landscape.

Whatever the Activity, Wherever the Setting

Studying, working, videoconferencing, lunching—any activity that brings people together to engage with their work or one another can be centered around an Everywhere Table. The same kit of parts can be used to create a range of tables with functionality for any need.

Choose from a variety of top shapes and sizes, base styles and heights, and mobility options (including casters or glides) to create tables to your exact specifications.



Occasional tables can be used to extend the look of Everywhere Tables into casual settings optimized to host informal interactions.



Their versatility makes Everywhere Tables a great fit for spaces that change frequently to accommodate different activities.

Adaptable to Change

With modular and mobile Everywhere Tables, a training room can be set up or rearranged in minutes. Easy-to-use ganging hardware helps keep rows of tables looking neat. For applications in which power or data access is required through the work surface, Everywhere Tables are compatible with a variety of Logic Power Access Solutions™ cable management tools and Connect™ power outlets and data ports.

About Dan Grabowski

A desire to combine his love of art and working with his hands led Detroit native Dan Grabowski to the work of artist and designer Harry Bertoia. “That’s when it clicked for me,” Grabowski says, “the connection between sculpture and industrial design.” After graduating from the College for Creative Studies (as Bertoia had done), Grabowski has worked on a range of design projects, from power tools to infant care products. Collaborating with Herman Miller on Everywhere Tables was an exercise in meticulousness. “To me, a Herman Miller product needs visual continuity in every single detail,” he says.

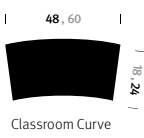
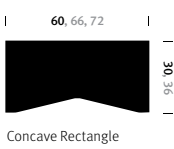


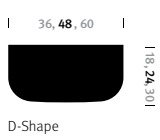

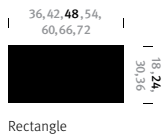


Dan Grabowski


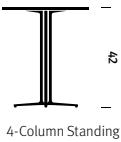
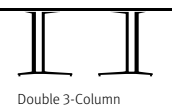
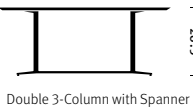
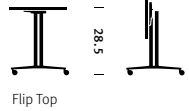
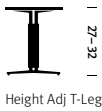
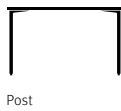
Components

A simple kit of parts can be used to create Everywhere Tables for practically any need.

Surfaces



Bases



Casters available on most tables. Overall table height does not change when casters are selected.
 Not all surfaces can be configured with all bases. Please refer to the Everywhere Tables Price Book for specific configurations allowed.

Everywhere Tables

Family
 Work Tables
 Conference Tables
 Training Tables
 Dining Tables
 Occasional Tables

Environmental Highlights
 Cradle to Cradle™
 Forest Stewardship Council™ (FSC®)
 GREENGUARD®
 level®

Silver
 Certified
 Gold
 Certified

Materials


The simplicity of Everywhere Tables lends a sense of cohesion and visual calm throughout a space. Tops and bases can be specified in a variety of finishes to complement any environment. Visit hermanmiller.com/materials to see our complete materials offering for Everywhere Tables.

Everywhere Tables


Top Formcoat




Patterned Laminate




Solid Laminate



Woodgrain Laminate



Wood & Veneer



Base Finish



For more information, please visit hermanmiller.com or call 888 443 4357.

HermanMiller and are among the registered trademarks of Herman Miller, Inc. Connect, Everywhere, and Logic Power Access Solutions are among the trademarks of Herman Miller, Inc. level is a registered trademark of BIFMA International. GREENGUARD is a registered trademark of UL Environment. FSC is a registered trademark and Forest Stewardship Council is a trademark of the Forest Stewardship Council. Cradle to Cradle Certified is a certification mark licensed by the Cradle to Cradle Products Innovation Institute.

Printed in the USA. Please recycle.
© 2015 Herman Miller, Inc., Zeeland, Michigan O.DT202
All rights reserved.

Hurry Up![®]

Tables

quick set-up | easy reconfiguration | simple storage



Furnishing Knowledge[®]






The compact nesting ability of the Hurry Up! table is achieved through an innovative leg-within-leg design. Tables rest in a straight line, conserving space.



The release mechanism allows one person to flip the table with one motion.



Hurry Up! tables are available with an optional lightweight top for ease of movement.



Locking gangers add stability to side-by-side configurations.



PowerUp® modules may be embedded for convenient tabletop power supply.



Optional glides offer stability for tables where mobility is less desired.

Hurry Up!® Tables

Designed by Giancarlo Piretti, Hurry Up! tables put you on the fast track when it comes to setting up, reconfiguring and storing tables. When you have a table on casters that flips and nests, it just doesn't get much easier.

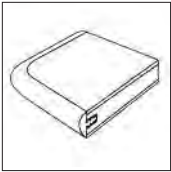
Flip

A quick and simple one-step release enables the top to flip and lock. The leg-within-leg nesting ability of the table and its incredibly narrow folded "envelope" maximize limited storage space.

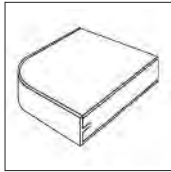
Nest

Pair Hurry Up! tables with Torsion on the Go!® or Strive® Nesting, for the ultimate in mobility, flexibility and compact storage.

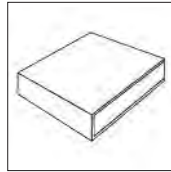
Edge Options



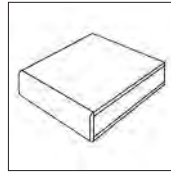
Laminate; 1-1/4" round vinyl bullnose edge; 1-1/2" radius corner (54B)



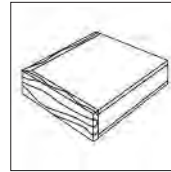
Laminate; 1-1/4" flat vinyl T-edge; 1-1/2" radius corner (BN)



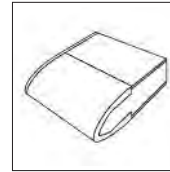
Laminate; 1-1/4" self edge; square corner (64E)



Laminate; 7/4" edge; square corner (74P)

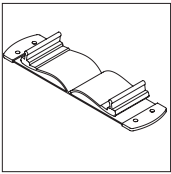


Laminate; 3/8" x 1-1/4" wood band edge; square corner; corner joint is not mitered (34S)



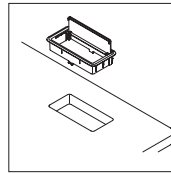
Laminate; 2-1/4" elliptical molded urethane front edge; 1/4" flat molded urethane on sides/back (ME)

Accessory Options



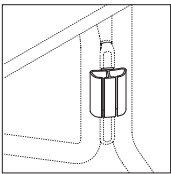
Under-Table Wire Management

- Easy-to-use, high quality construction
- Harness is fastened to table bottom with screws



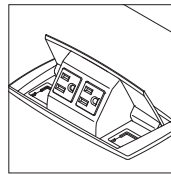
Grommets

- Plastic grommets are recessed into table top
- Two grommets per top
- If grommets are picked, PowerUp® cannot be



Leg Wireways

- Scuff-resistant, high-impact rigid PVC plastic
- Two separate wire channels per leg
- Fastened to legs with adhesive bond
- One wireway per leg; black only



PowerUp®

- Includes under-table wire management trough ("KD")
- Includes 2 leg wireways (factory installed)
- Includes 1 to 3 PowerUp® modules

Learn more about
Hurry Up! Tables



Printed on FSC® certified paper using only vegetable-based inks, including metallics. Please recycle.



Designed by Giancarlo Piretti.

KI is a trusted expert for furniture and wall systems around the globe.

USA | CANADA | MEXICO | UK | EUROPE | ASIA | MIDDLE EAST | AUSTRALIA

1330 Bellevue Street • P. O. Box 8100 • Green Bay, WI 54308-8100 • 1-800-424-2432 • www.ki.com

© 2015 Krueger International, Inc. All Rights Reserved. Code KI-00496R6/HC/IP/1215
KI and Furnishing Knowledge are registered trademarks of Krueger International, Inc.



Furnishing Knowledge®

Pirouette™ Table

engaging configurations | versatile functionality | cohesive aesthetic



Furnishing Knowledge®



NESTING REDEFINED

The innovative articulating leg of Pirouette Nesting Tables, designed by Giancarlo Piretti, creates a leg-within-leg nesting solution. As the table top is raised, the legs articulate inward for straight-line nesting. This decreases the amount of floor space needed for storage, while maximizing leg room for those seated on both sides of the table. Pirouette's clean design profile stands apart from standard nesting tables.



REFRESHED SPACES

Pirouette is offered in various shapes and base configurations, which support learning, conference, and café applications, creating a consistent design aesthetic throughout a space. Round, Square, and Guitar Pick shapes offer meeting and educational tables without a "head of the table"; each person seated has equal personal space and equivalent status.



Café and Counter heights bring Pirouette to a new level for dining areas and casual gathering spaces.



ACHIEVING NEW HEIGHTS

Pirouette offers both fixed and nesting tables in three heights. This allows for tiered classrooms, while maintaining the ability to be easily reconfigured. Varying heights offer clear sight lines, ensuring no one feels they are “seated in the back of the room”.



LEARNING RECONFIGURED

Pirouette top shapes provide needed functional benefits. Single Chevron and Double Chevron tops support either focus work or collaboration. Subtle angularity encourages peer to peer interaction, yet creates a division of personal space for focused work.

Shown above: two Single Chevron tables combined.



Guitar Pick



Single Chevron




Double Chevron




Round



Square




Rectangle



120° Scale Up



Half Round



Trapezoid

Learn more about Pirouette



Chevron Fixed
H – 29", 36", 42"
D – 18", 24", 30"
(Ends)



D – 21", 27", 33"
(Midpoint)
W – 60", 72"



Round C-Base
H – 29"
D – 48", 60"



Round X-Base
H – 29"
D – 30", 36", 42"



Round X-Base
H – 36"
D – 30", 36", 42"



Round X-Base
H – 42"
D – 30", 36", 42"



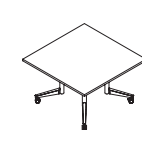
Chevron Nesting
H – 29" D – 18", 24",
30" (Ends)
D – 21", 27", 33"
(Midpoint)
W – 60", 72"



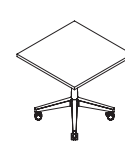
H – 36"
D – 24", 30" (Ends)
D – 27", 33"
(Midpoint)
W – 60", 72"



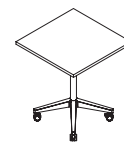
H – 42"
D – 24", 30" (Ends)
D – 27", 33"
(Midpoint)
W – 60", 72"



Square C-Base
H – 29"
D – 42", 48", 60"
W – 42", 48", 60"



Square X-Base
H – 29"
D – 30", 36"
W – 30", 36"



Square X-Base
H – 36"
D – 30", 36"
W – 30", 36"



Square X-Base
H – 42"
D – 30", 36"
W – 30", 36"



Training Rectangle Fixed
H – 29", 36", 42"
D – 18", 24", 30"



W – 36", 42", 48",
54", 60", 66", 72"



Double Chevron Fixed T-Base (2)
H – 29"
D – 30", 36" (Ends)
D – 36", 42" (Midpoint)
W – 60", 72"



Double Chevron Fixed T-Base (3)
H – 29"
D – 36" (Ends)
D – 42" (Midpoint)
W – 84", 96"



Double Chevron Fixed TT-Base (2)
H – 29"
D – 42", 48" (Ends)
D – 48", 54" (Midpoint)
W – 60", 72", 84"



Double Chevron Fixed TT-Base (3)
H – 29"
D – 42", 48" (Ends)
D – 48", 54" (Midpoint)
W – 96", 120"



Training Rectangle Nesting
H – 29"
D – 18", 24", 30"
W – 36", 42", 48",
54", 60", 66", 72"



H – 36"
D – 24", 30"
W – 36", 42", 48",
54", 60", 66", 72"



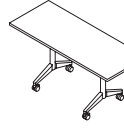
H – 42"
D – 24", 30"
W – 36", 42", 48",
54", 60", 66", 72"



Double Chevron Nesting
H – 29"
D – 30", 36" (Ends)
D – 36", 42" (Midpoint)
W – 60", 72"



Collaborative Rectangle Nesting
H – 29",
D – 24", 30"
W – 60", 66", 72",
84", 96"



Collaborative Rectangle Fixed
H – 29",
D – 24", 30"
W – 60", 66", 72",
84", 96"



Guitar Pick
H – 29"
D – 48", 54", 60"
W – 48", 54", 60"



Half Round Fixed
H – 29",
W/D – 48"x24",
60"x30", 72"x36"




120° Scale Up Fixed
H – 29", D – 30"
W – 72"



Trapezoid Fixed
H – 29", D – 30"
W – 60"



Rectangular Fixed Conf. Tables T-Base
H – 29", D – 36"
W – 84", 96"



Rectangular Fixed Conf. Tables TT-Base
H – 29", D – 42", 48"
W – 60", 72", 84"



Rectangular Fixed Conf. Tables TT-Base
H – 29", D – 42", 48"
W – 96", 120"



Half Round Nesting
H – 29",
W/D – 48"x24",
60"x30", 72"x36"



120° Scale Up Nesting
H – 29", D – 30"
W – 72"



Trapezoid Nesting
H – 29", D – 30"
W – 60"

Printed on FSC® certified paper using only vegetable-based inks, including metallics. Please recycle.



KI is a trusted expert for furniture and wall systems around the globe.

USA | CANADA | MEXICO | UK | EUROPE | ASIA | MIDDLE EAST | AUSTRALIA

1330 Bellevue Street • P. O. Box 8100 • Green Bay, WI 54308-8100 • 1-800-424-2432 • www.ki.com

© 2016 Krueger International, Inc. All Rights Reserved. Code KI-00994R1/KI/IP/0716
KI and Furnishing Knowledge are registered trademarks of Krueger International, Inc.



Furnishing Knowledge®

Planes™

Training

PRODUCT SHEET



HAWORTH®

Planes training tables work together in dynamic applications to help ensure people stay engaged and connected with learning. Tables are easy to move and reconfigure, and power distribution solutions enable quick access for technology tools. With coordinating collaborative tables, carts, easels, and information boards, the line creates a complete learning environment.



Adapts easily

Arrange Planes training tables as needed. You can securely gang them together, then easily reconfigure them when needs change—all without tools or expertise. Flip-top models ease transport and nest for efficient storage. Hinged modesty panels can be quickly added or removed.

Full power

The modular power system provides everything you need to connect to building power and safely distribute it from table to table as needed. When reconfiguring, it's simple to disconnect and reconnect tables with no tools. For convenient tabletop access to power and data, flip-top units offer multiple outlets and lie flush when closed.

Worksurface choices

Planes training table worksurfaces are available in a variety of sizes and shapes to enable a range of configurations. Designed as part of the Haworth Integrated Palette™, Planes tables include a large selection of laminates and veneers to meet design requirements and integrate visually as well as dimensionally with other Haworth products.



Trek[®]

Table Collection

attractive leg profile | contemporary edges | affordable price



Furnishing Knowledge[®]

FRESH VERSATILITY WHEREVER YOU NEED IT.

Trek tables easily adapt to a wide range of applications, including training environments, large or small group interaction, and collaborative spaces.



Training environments



Large group interaction



Small group interaction



Collaborative spaces



Trek tables offer an attractive, angled leg base profile, which allows ample leg clearance on all sides.



An optional modesty panel enhances Trek's sleek, contemporary design.



A variety of table top shapes provide versatility for a wide range of applications and configurations.



In addition to a variety of shapes, Trek is offered in a variety of sizes, from small side tables to large conference tables.



Easy-folding, flip-top tables maximize space.



Pin-height adjustable bases adjust to a variety of needs and uses.



Trek Plus options create varied configurations. An easy-to-use, quick-connect ganger locks tables together.



Distinctive, oversized glides and casters complement the unique Trek leg profile. Glides and casters can be combined for varying levels of mobility.

Trek tables offer a fresh, contemporary look. The angled profile of the Trek leg is a significant departure from traditional floor-hugging bases. KI edge styles offer subtle visual accents, while the dramatic glide design complements the leg profile.

Functional Options

For training rooms, cafés, or multi-purpose rooms, Trek tables offer great design and superior functionality and are available as folding, fixed or flip-top models with standard or lightweight tops. Oversized glides or casters complement the leg design. Optional quick-release modesty panels are also available. PowerUp® modules provide convenient power and data access.

Statement of Line

Trek® Shapes



Rectangular

- Fixed leg (X-base, T-base, V-base, TT-base)
- Fixed w/ modesty (T-base, V-base)
- Pin-height adjustable (X-base, T-base)
- Folding leg (T-base, TT-base)
- Folding with modesty panel (T-base)
- Flip-top (T-base)
- Flip-top with modesty panel (T-base)
- Lightweight folding leg (T-base)



Round

- Fixed leg (X-base, TT-base)
- Pin-height adjustable (X-base)
- Folding leg (TT-base)
- Flip-top (X-base)



Half Round

- Fixed leg (T-base)
- Folding leg (T-base)



Crescent

- Fixed leg (T-base)
- Folding leg (T-base)



Square

- Fixed leg (X-base, TT-base)
- Folding leg (TT-base)
- Flip-top (X-base)



Trapezoid

- Fixed leg (T-base)
- Flip-top (T-base)



Racetrack/Oval

- Fixed leg (T-base, TT-base)
- Folding leg (T-base, TT-base)
- Flip-top (T-base)



Boat

- Fixed leg (TT-base)



Corner

- Fixed height (T-base)
- Pin-height adjustable (T-base)



Dune

- Fixed height (V-base)
- Pin-height adjustable (V-base)



Swash

- Fixed height (V-base)
- Pin-height adjustable (V-base, X-base)



Ellipse

- Fixed height (V-base)
- Pin-height adjustable (V-base)



Slate

- Fixed height (V-base)
- Pin-height adjustable (V-base, X-base)
- Asymmetrical Slate (X-base)



Monitor Stand

- Pin-height adjustable (V-base)
- Pin-height adjustable w/ CPU holder (V-base)

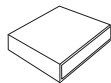
Trek Edges



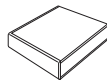
Vinyl Bullnose



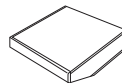
Vinyl T-Edge



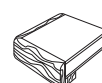
Self-Edge



74P Edge



Knife Edge



Wood Bullnose

Learn more about
Trek Table Collection



Printed on FSC® certified paper
using only vegetable-based inks,
including metallics. Please recycle.



KI is a trusted expert for furniture and wall systems around the globe.

USA | CANADA | MEXICO | UK | EUROPE | ASIA | MIDDLE EAST | AUSTRALIA

1330 Bellevue Street • P. O. Box 8100 • Green Bay, WI 54308-8100 • 1-800-424-2432 • www.ki.com

© 2015 Krueger International, Inc. All Rights Reserved. Code: KI-00906R2/HC/AP/0915
KI and Furnishing Knowledge are registered trademarks of Krueger International, Inc.



Furnishing Knowledge®

In Tandem[®]

Table System

impressive wire management | compelling appearance | flexible configurations




Furnishing Knowledge[®]



Power infeed
Power can be fed through the leg to maintain an uncluttered look (dual infeed shown).



Top feed
Power and data can be fed from the ceiling through power poles, separating cables.



Data cable entry
For a cleaner, neater look, up to 24 data wires can feed through all InTandem legs.




Table-to-table connection
Snap-together connectors easily distribute power from table to table. Data cables are routed through continuous data channels (no gaps).



Hard-wired power
Simplex electrical outlets can be hard-wired on location. 10-wire powered or non-powered beams are also available.



The InTandem table system is the easiest way to access power and data for worksurfaces. Unique internal beams hold separated wires and cables, eliminating interference and tangled wires.

Each beam features flip-down doors for convenient access from the front or back sides of the table. Concealed power distribution allows for a variety of table configurations unhampered by power and data wiring.

InTandem furnishes a fresh leg profile and a streamlined, contemporary design. Choose from a variety of options when specifying. KI offers 10-wire, hard wire or non-powered beams, in addition to several leg heights and a wide range of finish options.

InTandem tables are tough enough to endure the day-to-day wear of educational environments. KI's quality construction is backed by a lifetime warranty.



PowerUp® modules
Modules have two power receptacles and two stationary data jack connections.



Grommet
Surface grommets are sized for easy retrofitting with KI's PowerUp module.



Activ8 Electrical System
Activ8 allows up to eight duplex power modules to be connected to one standard 15-amp power cord.



Villa Series™
Villa Series contains two data ports and receptacles, while featuring a thinner module profile and metallic paint options.



CPU holder
The system's CPU holder adjusts vertically and horizontally. It also pulls out for easier access to the CPU unit.

Access power and data easily.



Beam - front

Access power and data from the user's side. The beam conveniently opens underneath the worksurface. Power and data run through separate channels to avoid interference.



Beam - back

Also access data wires and cables from the back side of the beam (shown without data covers). Troubleshoot problems and make change-outs without disturbing students or going under the table.



Beam interior


The unique double access beam separates power and data wires to prevent interference. Optional data covers (shown) keep data wires and cables fully enclosed.



Back-to-back power access

Optional receptacles on the back side of the beam allow back-to-back configurations to share power.

Apply options for even greater flexibility.




Worksurface edges

Choose either durable 74P, post-formed laminate edges or urethane edges.



Wheelchair access

For easy access by those in wheelchairs, the InTandem wheelchair kit converts selected surfaces to a 32" surface height without changing the height of the trough.



Privacy screens

Create seated privacy with screens that span the length of the worksurface. Back-to-back configurations share privacy screens. Screens have laminate surfaces with durable PVC edges and come in three different heights. Metal fasteners are attractive and tamper-resistant.



Dividers

Dividers separate workstations or create individual study carrels. They also have laminate surfaces with durable PVC edges, tamper-resistant fasteners and come in three different heights.

Learn more about InTandem



Printed on FSC® certified paper using only vegetable-based inks, including metallics. Please recycle.



KI is a trusted expert for furniture and wall systems around the globe.

USA | CANADA | MEXICO | UK | EUROPE | ASIA | MIDDLE EAST | AUSTRALIA

1330 Bellevue Street • P. O. Box 8100 • Green Bay, WI 54308-8100 • 1-800-424-2432 • www.ki.com

© 2015 Krueger International, Inc. All Rights Reserved. Code KI-00467R4/HC/IP/1215
KI and Furnishing Knowledge are registered trademarks of Krueger International, Inc.
Villa Series™ is a trademark of ECA.



Furnishing Knowledge®

Jump™

Height-Adjustable Table

PRODUCT SHEET



HAWORTH®

To create a more health-positive workplace, Jump height-adjustable tables empower you to choose the most comfortable way to work. You can vary your posture from sitting to standing throughout the day. The broad line offers a range of table top shapes and sizes to support a variety of interactions or focused work. With no exposed screws, hardware, or motors, Jump has an elegant presence. The base is anodized aluminum for a premium finish.



In order to promote good health and wellness within an organization options need to be provided for employees to work. One such option is the ability to move during the work day. The answer is not always to move a person's work area from sitting to standing but the ability to move it to one or the other when it is needed. Pictured: Jump pebble 36 x 72 inch table with Landmark Wood Laminate worksurface and Clear Anodized base.

Smooth operation

With the touch of a button, two powerful UL-approved motors raise the top at a brisk 1.5 inches per second. Dual columns are controlled by solid-state to ensure a gentle start and stop. The two base columns stay perfectly synched as they travel up and down. Jump supports up to 350 pounds, including the worksurface, and meets BIFMA standards. Height adjusts from 23.7 to 50.7 inches including top (dual stage).

Long, productive life

Jump's premium anodized-aluminum frame will never corrode, flake, or peel. To support the top, the frame's steel brackets attach with torque screws, providing strength and durability. Worksurfaces are available 34-82 inches long. On longer tables, a hidden crossbar is added for structural strength. Bases are Black or Silver anodized aluminum.

Worksurface options

Jump is offered in standard Haworth finishes: laminates and veneers. Worksurfaces come in nine shapes in a choice of edgeband and knife edges.



Inverse Swell



Racetrack



Pebble



Wedge Left



Wedge Right



Rectangle



120° Corner



90° Corner



Corner Square



Extended Left



Extended Right

Planes™

Height Adjustable

PRODUCT SHEET



HAWORTH®

To support well-being in the workplace, as well as personal preference, Planes height-adjustable tables make it easy for you to sit, stand, and change postures throughout the day. A choice of electronic or manual mechanisms are available, along with 2-leg, 3-leg, or bench designs to suit space requirements and people's needs.



Adjustment choices

An electronic mechanism allows you to position your worksurface at the right height for you, quickly and easily. A programmable mechanism is available to ensure accurate and consistent positioning. Three sit-to-stand ranges are offered.

Worksurface options

Designed as part of the Haworth Integrated Palette™, Planes tables include a large selection of laminates and veneers for worksurfaces, as well as rectangular and corner shapes in a variety of sizes.

Fits beautifully

Part of a broad product line, Planes height-adjustable tables are designed to coordinate with other Planes tables and Haworth furniture for a consistent aesthetic throughout a workspace.



WorkUp[®]

Adjustable Table

easy to use | clean design | universal profile



Furnishing Knowledge[®]

WorkUp®

Seventy percent of the American workforce sits on the job.* This increasingly sedentary work-style often hinders workplace productivity. Problems of poor posture caused by prolonged sitting have further resulted in a variety of health issues.

By contrast, movement is natural and necessary, and it should be encouraged in the workplace.

The ability to move must be simple and accessible to ensure desired outcomes. Intuitive, height-adjustable work surfaces, such as KI's WorkUp Adjustable Table, are the ideal solution.



In the office

The clean design of the WorkUp table base allows it to blend seamlessly and attractively into any environment. The absence of a lower cross brace maximizes leg clearance, while the efficient T-base design enables the surface to be utilized from both sides.

* OFFICE ERGONOMICS – Improved Workplace Performance and Productivity Through Movement: The Emerging Role of Adjustability. View the full white paper at ki.com/planning/articles.aspx



WorkUp delivers easy-to-use adjustability with a clean design and universal profile. Four different adjustment features (see back page) provide various height ranges and respective price points.

All WorkUp models feature the same base profile, allowing them to be mixed and matched with various adjustment styles based on individual needs within a single space.

In addition, WorkUp features consistent visual qualities with other KI products, providing a clean, seamless aesthetic throughout an environment.

Multi-workstation integration

With its complementary design, WorkUp can be used within KI's Unite® System to provide adjustability at individual workstations. The counterbalance model of WorkUp tables, as shown here, allows quick sit-stand adjustment without the need for power cords.

At school

Within a classroom, library, or other learning environment, WorkUp offers the unique ability to adapt to users' needs and study styles.



WorkUp® Adjustable Table Features

WorkUp offers four standard options for adjustability: ratchet, crank, electric and counterbalance. A fixed table model is also available.

The most notable feature is the ANSI HFES (Human Factors and Ergonomics Society) base, which requires a base range of 22 to 46.5 inches. WorkUp exceeds this code with an adjustment range of 22 to 48 inches.

The dual-column counterbalance feature is the quickest-adjusting type of sit-stand table on the market. Combined with the ratchet and front-crank adjustable options, WorkUp provides a wide range of height-adjustability within an efficient statement of line.



Standard electric control



Counterbalance lever



Front-crank option



Rolling base option

Learn more
about WorkUp



Printed on FSC® certified paper
using only vegetable-based inks,
including metallics. Please recycle.



KI is a trusted expert for furniture and wall systems around the globe.

USA | CANADA | MEXICO | UK | EUROPE | ASIA | MIDDLE EAST | AUSTRALIA

1330 Bellevue Street • P. O. Box 8100 • Green Bay, WI 54308-8100 • 1-800-424-2432 • www.ki.com

© 2013 Krueger International, Inc. All Rights Reserved. Code KI-00914R1/HC/44/IP/0913
KI and Furnishing Knowledge are registered trademarks of Krueger International, Inc.



Furnishing Knowledge®

2018



ARKANSAS TECH UNIVERSITY

herman miller caper
ki doni
ki grazie
haworth very
steelcase move

classroom|stack seating

mahg

FURNITURE STANDARDS-

classroom|herman miller

mahgarchitecture

HermanMiller

Caper®



The colorful, casual way to
pull up a chair



Caper

Designed by Jeff Weber

The perfectly portable chair, Caper is designed to be moved. Pull up a couple of Capers for collaborative work. Push a cluster of Capers together and transform a classroom. Take a whole Caper Cart of stacking chairs from the conference room to the cafeteria. Lightweight, durable, and easy to deploy, Caper is ideal for informal, flexible spaces where rearranging is encouraged.

The Caper chair, in all of its variations—multipurpose chairs and stools, chairs and stools that stack, as well as the Caper stacking chair with tablet arm—was designed by Jeff Weber. His goal, and ours, was to create comfortable, mobile seating that's also affordable. "Too much good design seems expensive," Weber says, "I wanted to break that cliché."



Performance

Caper's polypropylene seat and back are contoured for comfort, flexible for give, and colorful enough to brighten up any room. Holes in the material allow your body to breathe, so moisture and heat dissipate, so you remain cool. An optional FLEXNET™ seat uses advanced suspension materials to minimize pressure points, which keeps you comfortable longer.


Caper multipurpose chairs and stools feature swivel, tilt, and seat-height adjustment to support a broad range of activities. Caper stacking chairs can be stacked up to six-high on the floor or 15-high on the Caper Cart. With optional ganging connectors, they make a tidy presentation space. The stacking chair with tablet arm also stacks up to four-high on the floor; the stacking stool stacks five-high on the floor, thanks to its clever leg and footring design. All Capers are available with or without arms.



Caper Ganging Stacking chairs help keep rows neat and tidy for presentations or lectures. Ganging connectors match Caper frame finishes.



The Caper Stacking Chair with Tablet Arm features a generous work surface to accommodate today's technology, a fully enclosed pivot mechanism to eliminate pinch points, and a built-in dampener to prevent slamming when lowered.



All stacking versions - with or without arms, with caster or glides - can be stacked for space-efficient storage when not in use.

Design

Jeff Weber designed the Caper family of seating to accommodate a diversity of people, and, just as important, the variety of tasks they do.

As stylish as they are versatile, Caper chairs and stools are available in a palette of fresh, lively color choices. Sophisticated neutrals complement, while vibrant primary colors bring energy, adding practical function and a pop of color to any space.

About Jeff Weber

Jeff Weber's interest in furniture design began when he met the legendary Bill Stumpf. Together, they formed Stumpf, Weber + Associates in 1999, eventually collaborating on the breakthrough design of the Embody® chair. Today, Jeff is principal of Studio Weber + Associates, which employs a design philosophy based on empathy for the people who use their products. Jeff believes design is "the connective tissue between people and the world." He adds, "The quality of that design really dictates the quality of the user's experience and thus defines our existence."




Jeff Weber

Materials


Caper chairs and stools are available in an array of colors, from vibrant primaries to sophisticated neutrals.

Caper Chairs

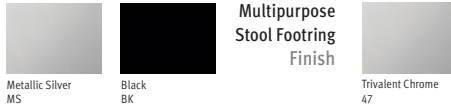
Seat & Back Finish



Suspension Seat FLEXNET




Base & Frame Finish



Arms Finish



Table Arm Finish



Family

Multipurpose Chair
 Multipurpose Stool
 Stacking Chair
 Stacking Stool
 Caper Cart
 Stacking Chair with Tablet Arm

Overview

Maximum User Weight 300 lbs/136 kg
 Maximum Stacking Height, Stacking Chair: 6 (floor), 15 (cart)
 Maximum Stacking Height, Stacking Stool: 5 (floor)
 Maximum Stacking Height, Tablet Arm: 4 (floor), 4 (cart)

Seat Depth (Stacking)

Molded Seat, Chair: 17 1/4"
 Molded Seat, Stool: 18 1/2"
 FLEXNET Seat: 18 1/2"

Seat Depth (Multipurpose)

Molded Seat: 18 3/4"
 FLEXNET Seat: 18 3/4"

Seat Height (Stacking)

Molded Seat, Chair: 17 1/2"
 Molded Seat, Stool: 24", 30"
 FLEXNET Seat, Chair: 18"
 FLEXNET Seat Stool: 24", 30"

Seat Height (Multipurpose)

Molded Seat, Chair: 16"–21 1/2"
 Molded Seat, Stool: 23 1/2"–33 1/2"
 FLEXNET Seat, Chair: 16"–21 1/2"
 FLEXNET Seat, Stool: 23 1/2"–33 1/2"

Tilt (Multipurpose Only)

Biomechanical Tilt

Arm Options

No Arms
 Fixed Arms

Environmental Highlights (Stacking Only)

Recyclability Up to 95%
 BIFMA level® 3
 GREENGUARD® Certified
 Cradle to Cradle® Silver
 Global GreenTag® Green Rate Level A

For more information, please visit hermanmiller.com or call 888 443 4357.

© level is a registered trademark of BIFMA International.
 © GREENGUARD is a registered trademark of the GREENGUARD Environmental Institute.
 © Cradle to Cradle is a registered trademark of McDonough Braungart Design Chemistry.
 ™ FLEXNET is a trademark of Milliken & Co.
 © Global GreenTag is a registered trademark of Global Green Tag Pty Ltd.

Printed in the USA. Please recycle.
 © 2014 Herman Miller, Inc., Zeeland, Michigan O.WC202
 All rights reserved.

mahg

FURNITURE STANDARDS-

classroom|ki

mahgarchitecture



Dōni™

Seating Collection

celebrating color and comfort



Furnishing Knowledge®

Dream in color

Spontaneous, sophisticated, spirited,
soothing... if you can dream it,
Dōni can express it. Fresh palette.
Two-tone colors. Custom colors.
Dramatic guest chair bases.







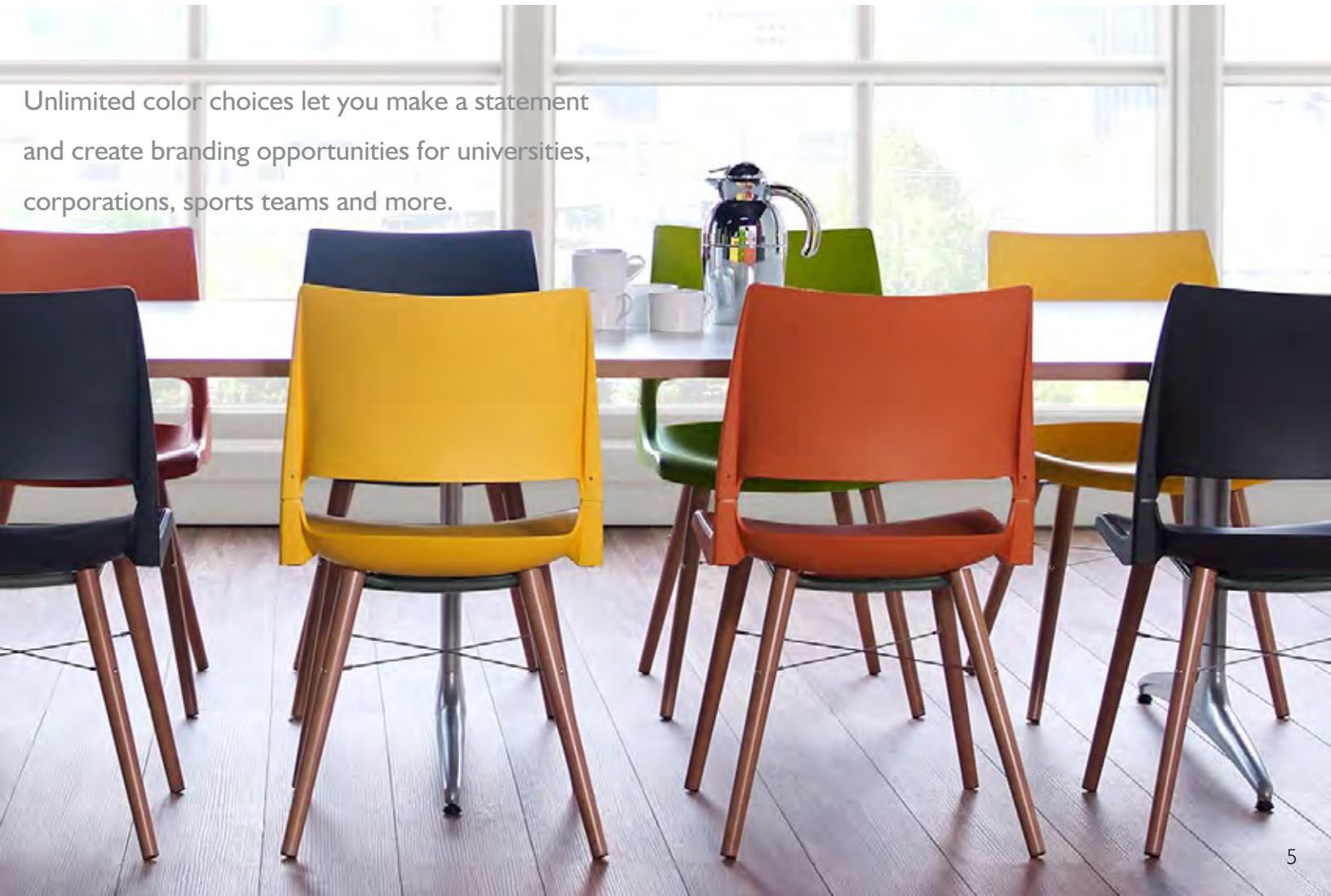
Revel

in design freedom





Unlimited color choices let you make a statement and create branding opportunities for universities, corporations, sports teams and more.



Imagine the possibilities

Interpret the personality of your spaces –
innovative – energetic – engaging – responsive.






Freedom feels good

The comfort you deserve. The comfort you expect. Dōni provides optimal comfort with 17 degrees of hip-articulation and body-conforming curves.

Designed by Giancarlo Piretti



Exponential potential

Comprehensive seating line works
anywhere – destination spaces – blended
spaces – third spaces – and more.



Guest
Chairs



Multi-Purpose
Stack Chairs



Tandem
Seating

Fixed
Seating



Learn2
with Dōni




Task
Chair



Dōni Seating Collection


Guest Chairs



Solid or Two-Tone Poly, Upholstered Seat, or Upholstered Seat and Back

Dōni Fourstar Swivel Base Guest Chair
Seat: W19-1/4 D18-3/4 H18
Armless: W27-1/2 D27-1/2 H33-3/4


Dōni Tapered Steel Leg Guest Chair
Seat: W19-1/4 D18-3/4 H18
Armless: W19-3/8 D21 H33-3/4



Dōni Tapered Wood Leg Guest Chair
Seat: W19-1/4 D18-3/4 H18
Armless: W19-3/8 D21 H33-3/4

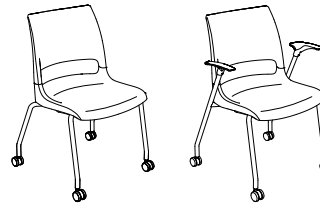
Dōni Wire Tower Base Guest Chair
Seat: W19-1/4 D18-3/4 H18
Armless: W19-3/8 D21 H33-3/4

4-Leg Stack Chairs




Dōni 4-Leg Stack Chair
Seat: W19-1/4 D18-3/4 H18
Armless: W22-1/4 D21-1/2 H33-3/4
With Arms: W25-3/8 D21-1/2 H33-3/4
Stacks 12-high on dolly (poly) and 6-high on floor

4-Leg Stack Chairs with Casters




Dōni 4-Leg Stack Chair with Casters
Seat: W19-1/4 D18-3/4 H18
Armless: W23-1/4 D22-1/8 H33-3/4
With Arms: W25-3/8 D22-1/8 H33-3/4
Stacks 12-high on dolly (poly) and 6-high on floor

Sled Base Stack Chairs



Dōni Sled Base Stack Chair
Seat: W19-1/4 D18-3/4 H18
Armless: W22 D22 H33-3/4
With Arms: W25-3/8 D22 H33-3/4
Stacks 12-high on dolly (poly) and 6-high on floor

Simple Function Task Chairs




Dōni Task Chair
Seat: W19-1/4 D18-3/4 H17-1/2 – 22.5
Armless: W27-1/2 D27-1/2 H33-1/4-38-1/4
With Arms: W27-1/2 D27-1/2 H33-1/4-38-1/4

Learn2 with Dōni



Learn2® with Dōni
Seat: W19-1/4 D18-3/4 H18
With Surface, No Acc Rack: W23-1/4 D28-3/4 H35-3/4
With Surface, With Acc Rack: W23-1/4 D28-3/4 H35-3/4
Worksurface: W21-1/2 D13
No Surface, No Acc Rack: W21-1/2 D23-1/4 H35-3/4
No Surface, With Acc Rack: W23-1/4 D23-1/4 H35-3/4

Tandem Seating



Dōni Tandem Seating
Seat: W19-1/4 D18-3/4 H18
2 units: W44.5
3 units: W66.5
4 units: W86
5 units: W107
Table: W20 D20 H17
Corner Table: W30 D30 H17

Fixed Seating



Dōni Fixed Seating
Seat: W19-1/4 D18-3/4 H18
Available as Jury Base, Sequence, Single Pedestal, and University Seating

Solid Colors (Standard)



Two-Tone Colors (Standard)



Dōni is also available in unlimited color choices through KI's custom color matching.

Learn more about
Dōni Seating
Collection



Printed on FSC® certified paper
using only vegetable-based inks,
including metallics. Please recycle.



KI is a trusted expert for furniture and wall systems around the globe.

USA | CANADA | MEXICO | UK | EUROPE | ASIA | MIDDLE EAST | AUSTRALIA

1330 Bellevue Street • P. O. Box 8100 • Green Bay, WI 54308-8100 • 1-800-424-2432 • www.ki.com

© 2016 Krueger International, Inc. All Rights Reserved. Code KI-01105/KI/IP/0416
KI and Furnishing Knowledge are registered trademarks of Krueger International, Inc.



Furnishing Knowledge®

mahg

FURNITURE STANDARDS-

classroom|ki

mahgarchitecture

Grazie[®]

Stack Chair

the world's first true ergonomic stack chair



Furnishing Knowledge[®]



Grazie® Stack Chair

Grazie understands you – how you move, how you sit, how you relax. It is the first true ergonomic stack chair.

Like artistry in motion, Grazie's Perfect Pivot™ exactly mirrors your natural movement creating the ultimate in sitting comfort. Gracefully sculpted and artfully designed, Grazie blends beautifully in any environment. This enduring, timeless full collection of seating brings style, comfort, and visual continuity anywhere.

Tested and warranted to 300 lb. weight limit.

Specifications

Poly or upholstered seat and back.
Seat – 18.5W 18.25D 17.75H



4-Leg Stack Chairs

Armless: 22.25W 21.5D 32.5H
With arms: 26W 21.5D 32.5H
Stacks 12 high on dolly and 5 high on floor



4-Leg Stack Chairs with Casters

Armless: 23W 21.5D 32.5H
With arms: 26W 21.5D 32.5H
Stacks 5 high on floor



Sled Base Stack Chairs

Armless: 22W 21.25D 32.5H
With arms: 26W 21.5D 32.5H
Stacks 12 high on dolly and 5 high on floor



Café Stools

Armless: 22.25W 21.5D 38.5 or 44.5H
With arms: 25.75W 21.5D 38.5 or 44.5H
Stacks 4 high on floor

DISTINCTLY DIFFERENT. REMARKABLY VERSATILE.



Designed by Giancarlo Piretti, Perfect Pivot is a patented, frictionless mechanism that exactly mirrors your natural body movement, creating the ultimate in sitting comfort.



Contoured back provides support and flexes sideways – twisting when you twist. Contoured seat delivers a conforming, comfortable, long-term sit.



Distinctly different and remarkably versatile, Grazie's translucent poly backs present a unique high-design option.

Learn more about Grazie Seating



Printed on FSC® certified paper using only vegetable-based inks, including metallics. Please recycle.



KI is a trusted expert for furniture and wall systems around the globe.

USA | CANADA | MEXICO | UK | EUROPE | ASIA | MIDDLE EAST | AUSTRALIA

1330 Bellevue Street • P. O. Box 8100 • Green Bay, WI 54308-8100 • 1-800-424-2432 • www.ki.com

© 2014 Krueger International, Inc. All Rights Reserved. Code KI-01044/HC/IP/0914
KI and Furnishing Knowledge are registered trademarks of Krueger International, Inc.



Furnishing Knowledge®

mahg

FURNITURE STANDARDS-

classroom|haworth

mahgarchitecture

Very®


Task and Collaborative Seating






EXTENSIVE ARRAY OF ENVIRONMENTS

1. Café 2. Patient Room 3. Touchdown Office 4. Classroom 5. Break Room 6. Dorm Room 7. Coffee Shop 8. Home Office



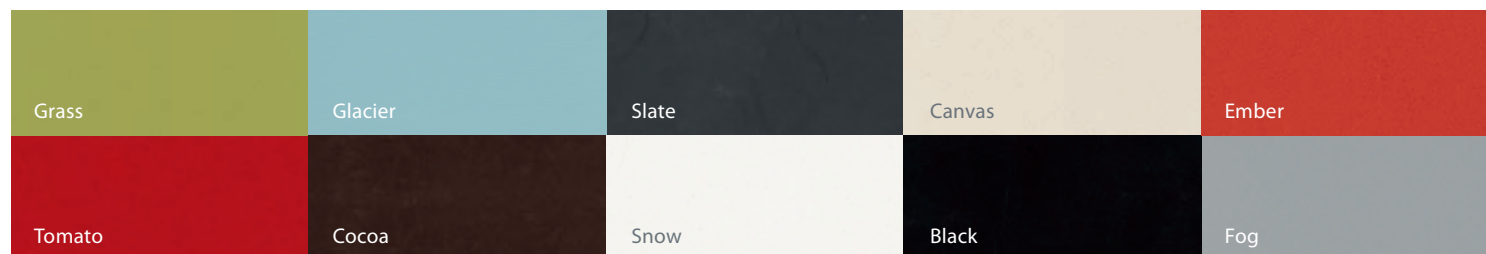
THE FULL SPECTRUM

Whether exuding a quiet sophistication or a colorfully eclectic personality, the Very line can highlight any style with its impressive array of colors.



Perforated back. Allows chair to breathe and promotes flexibility and torsional movement. Available on Conference, Seminar, and Side.

Polymer and Tetro Colors. Available on Conference, Seminar, Side, and Wire Stacker (Polymer Only on Wire Stacker).



Mesh Colors. Available on Task chairs.







VERY RESPONSIBLE

Each Very family member can be disassembled quickly and returned to Haworth at the end of life through Haworth's Take Back program. Very seating achieves BIFMA level™ 2 and GREENGUARD® Children & Schools certification and may contribute to LEED® credits. Very Collaborative models have earned Gold and Silver Cradle to Cradle® certification by MBDC. Very Task is an industry benchmark made with up to 65% recycled content and is up to 98% recyclable.

FEATURES & SPECIFICATIONS



Task and Conference Bases: Aluminum – Painted Metallic Silver, Painted Metallic Champagne, Painted Metallic Gunmetal, Painted Black, Polished Aluminum | Plastic – Black or Fog

Seminar, Side, Wire Stacker Bases: Painted Metallic Silver, Painted Metallic Champagne, Painted Metallic Gunmetal, Painted Black, Trivalent Chrome

Arm Caps: Black or Fog

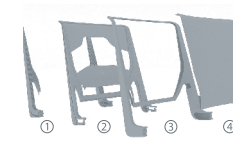
Upholstery: Collaborative Seating – Optional upholstered seat and/or back pad | Tetro Back – Optional upholstered seat | Task Seating – Optional upholstered back jacket



Casters or Glides: Casters – Two-Tone Fog (Hard) or Black (Hard or Soft)
Glides – Fog or Black (Plastic or Felt)



Tetro Back: Using a state-of-the-art process, this innovative one-piece back delivers a soft membrane with a built-in lumbar support, providing users with unexpected comfort and durability at a sensible price. Available on the Conference, Seminar, and Side chairs and stools.



4 Shot Tetro Back Process: Shot 1 – Right and left structural components, provides majority of the back strength; Shot 2 – Connects Shot 1 components at lumbar and shoulders, provides built-in lumbar and upper-back support; Shot 3 – 2 mm encapsulating wall around frame; Shot 4 – Fills in the chair back, provides flexible, durable membrane.



Tablet Arms and Storage Racks: Tablet arms are available on the Seminar, Side, and Wire Stacker chairs. The Side and Seminar tablet arm flips up and folds away for storage, while the Wire Stacker tablet simply flips up for access. The Wire Stacker tablet arm is field retrofitable. The Seminar, Side, and Wire Stacker also have storage racks. The Wire Stacker storage rack is field retrofitable.



Headrest: For tailored executive applications, a headrest is an option on Very Task chairs, providing the user added comfort and support through multiple adjustments.



Ganging: Seminar, Side, and Wire Stacker chairs can gang. Seminar and Side use the above-shown ganging bracket and gang arm chair-to-armless, armless-to-armless, and arm chair-to-arm chair. The Wire Stacker uses a ganging clip and gangs arm chair-to-armless and armless-to-armless.



Stacking: Wire Stacker chairs stack 40 high on the available stacking cart and 10 high on the floor. Seminar and Side chairs stack 8 high on their cart and 5 high on the floor. Wire Stacker stools stack 10 high on the floor. Side stools stack 5 high on the floor.



Stool: For high-top table applications, a stool version is available on the Wire Stacker, Side, and Conference models.

mahg

FURNITURE STANDARDS-

classroom|steelcase

mahgarchitecture



IM#: 06-0001535

Move™
multipurpose seating

Steelcase



Active Seating

As you sit, you move; so Move was designed to adjust and conform to the natural movements of the body. Comfortable and versatile, this lightweight stackable chair offers seating solutions for a wide range of spaces in the workplace.



Make It Yours

Match an existing office design or outfit a new space with Move. Upholster with fabric, vinyl or leather. Or choose non-upholstered options with 144 possible seat and back color combinations. With a choice of chair, stool, or perching height stool, and a variety of features such as armrests, casters or glides, Move meets every workspace need.



IM#: 06-0001505 | SM: MOVE (PLATINUM FRAME, ARCTIC WHITE PLASTIC)

Sit or Stack

Pull up Move chairs for an impromptu get-together, or set up rows for a presentation. When everyone's gone, conveniently stack chairs 5 high on the floor, or stack up to 10 on the optional dolly.

Optimized Comfort

The Move chair features adaptive bolstering that conforms to the user, providing tailored comfort for each individual. The enhanced inner core system creates ideal comfort for brief durations.





IM#: 14-0003821 | SM: MOVE (PLATINUM FRAME, ARCTIC WHITE PLASTIC), REGARD (PLATINUM METALLIC, ACACIA LAMINATE, ARCTIC WHITE LAMINATE)

In and Out

Sit for a few minutes to check emails or have a quick exchange with a colleague before a meeting. Whether standard height or perching height, which is designed for 36" high worksurfaces, Move stools are the ideal solution for quick interactions in touchdown spaces.

STATEMENT OF LINE



Move chair with arms Move chair armless Move stool with arms Move stool armless Move perching stool with arms* Move perching stool armless* Move dolly

All chairs, stools and perching stools are available in upholstered versions.

*Glides and casters available for chairs and stools; casters not available for perching stools.

SURFACE MATERIALS

Non-upholstered seat and back color options:

- | | |
|---------------|----------------------------|
| ■ Black 6205 | ■ Picasso 6333 |
| ■ Chili 6338 | ■ Midnight 6259 |
| ■ Citron 6332 | ■ Sterling Dark Solid 6059 |
| ■ Flash 6334 | ■ Platinum 6249 |
| ■ Wasabi 6335 | ■ Element 6337 |
| ■ Jazz 6336 | ■ Arctic White 6009 |

Colors are representative and may vary slightly from actual material.

For further options visit us online.

UPHOLSTERY OPTIONS

Seats and backs can be upholstered with our standard upholstery, leather, healthcare fabrics, or Customer's Own Material (COM).

DIMENSIONS

	Seated Height with Arms	Seated Height without Arms	Stool with Arms	Stool without Arms	Perching Height Stool with Arms	Perching Height Stool without Arms
Overall Depth	20.25"	20.25"	20.25"	20.25"	20.25"	20.25"
Overall Width	25.75"	21"	25.75"	21"	25.75"	21"
Overall Height	31.5"	31.5"	42.5"	42.5"	40"	40"
Functional Seat Depth	16.875"	16.875"	16.875"	16.875"	16.875"	16.875"
Seat Width	19" upholstered 18.25" plastic	19" upholstered 18.25" plastic	19" upholstered 18.25" plastic	19" upholstered 18.25" plastic	19" upholstered 18.25" plastic	19" upholstered 18.25" plastic
Seat Height from Floor	18.5" upholstered 18" plastic	18.5" upholstered 18" plastic	29.5" upholstered 29" plastic	29.5" upholstered 29" plastic	27" upholstered 26.5" plastic	27" upholstered 26.5" plastic
Back Width	19"	19"	19"	19"	19"	19"
Back Height from Seat	15.25" upholstered 15.5" plastic	15.25" upholstered 15.5" plastic	15.25" upholstered 15.5" plastic	15.25" upholstered 15.5" plastic	15.25" upholstered 15.5" plastic	15.25" upholstered 15.5" plastic

SUSTAINABILITY

PEOPLE. PLANET. PROFIT.

By rethinking our business systems and designing our products to avoid negative impacts on humans and the environment, we contribute to a sustainable future for the planet and its people. We commit to advance our practices through continuous learning and building partnerships with our customers, business partners and environmental thought leaders to optimize our performance and contribute to the science and practice of sustainability.

TO FIND OUT MORE, VISIT
WWW.STEELCASE.COM/SUSTAINABILITY

PRODUCT ENVIRONMENTAL CERTIFICATIONS

- MBDC's Cradle to Cradle™ certification
- BIFMA level™ 2 certification
- Indoor Advantage™ Gold from Scientific Certification Systems



ARKANSAS TECH UNIVERSITY

ki learn2 seating
steelcase node seating

classroom|collaborative seating

Learn2[®]

Seating Collection

adept | flexible | student-focused



Furnishing Knowledge[®]

Learn2

Explore

The possibilities are endless. Encourage discovery.
Boldly go wherever the imagination leads.





Adept, flexible and student-focused, Learn2 seating transforms learning environments. It goes wherever it's needed and can be arranged in any configuration you can imagine. Mobile, adaptable Learn2 facilitates individual work or small to large group teaming. It's exactly what students need and want for collaborative and interactive learning spaces. With its fully adjustable, dual-handed worksurface, Learn2 adapts to each student's personal space and provides customized comfort. Sleek, simple and sturdy, Learn2 offers a timeless visual aesthetic and unmatched durability.




Learn2

Achieve

The sky is the limit. Remove boundaries and allow seeds of knowledge to be shared anytime... anywhere.



Classroom







Learn2 Dream

Dare to embrace new ways of thinking. Dive into uncharted territory to discover the inspirational.




Media Center



Learn2

Inspire

Seize the moment. Express passion.
Lead with knowledge and confidence.








Learn2 Challenge

Dare to be different. Confront and overcome obstacles.
Strive to be the best.



Lobby

■ Statement of Line

Intellect Wave®



Learn2 - Wave shell

With Surface, No Acc Rack	W23.25"	D28-34"	H33.3"
With Surface, With Acc Rack	W23.25"	D28-34"	H33.3"
Worksurface	W21.5"	D13"	
No Surface, No Acc Rack	W21.5"	D23.25"	H33.3"
No Surface, With Acc Rack	W23.25"	D23.25"	H33.3"

Strive® (Strive seat designed by Giancarlo Piretti)



Learn2 - Strive shell

With Surface, No Acc Rack	W23.25"	D28-34"	H34.5"
With Surface, With Acc Rack	W23.25"	D28-34"	H34.5"
Worksurface	W21.5"	D13"	
No Surface, No Acc Rack	W21.5"	D23.25"	H34.5"
No Surface, With Acc Rack	W23.25"	D23.25"	H34.5"

Learn2 - Strive shell with cantilever arms

With Surface, No Acc Rack	W24.25"	D28-34"	H34.5"
With Surface, With Acc Rack	W24.25"	D28-34"	H34.5"
Worksurface	W21.5"	D13"	
No Surface, No Acc Rack	W22.5"	D23.25"	H34.5"
No Surface, With Acc Rack	W24.25"	D23.25"	H34.5"

NOTE: Dimensions above are with surface centered to chair back.
 Dimensions of surface rotation not included.
 See Learn2 Planning Dimensions KI-62385R1 for rotational and overall footprint dimensions.



Winner Best of NeoCon 2011 | Gold - Education Solutions
 KI and Furnishing Knowledge are registered trademarks of
 Krueger International, Inc.
 © 2015 KI All Rights Reserved. Litho in USA



Printed on FSC certified paper using only vegetable-based inks, including metallics. Please recycle.

www.ki.com | 800.424.2432 | Code KI-00908R1 /IG/44/IP/0715





AV# 12-0002695

Node™
classroom seating

Steelcase®
EDUCATION



for the many modes of learning

Today's students desire an active learning environment—expecting more from their classrooms than ever before. They want their surroundings to support co-learning, co-creation and open discussion.

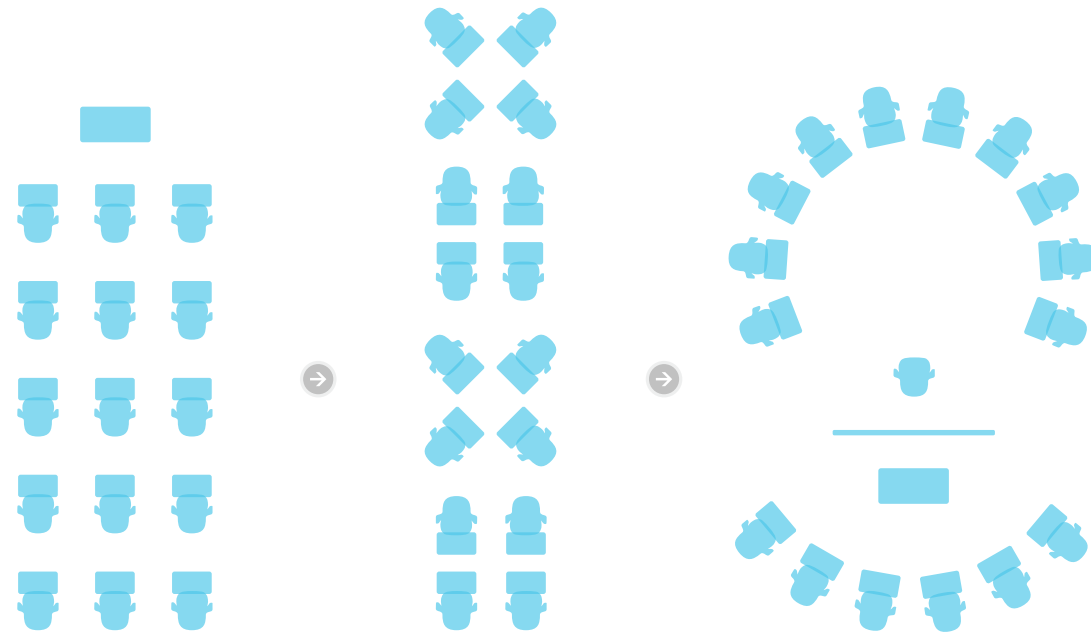
Educators are often faced with a tough choice: promote active learning or organize a classroom to fit as many students as possible. The existing classroom footprint is only so big, and there's not much flexibility. Until now.

The Node™ chair is mobile and flexible. It's designed for quick, easy transitions between room configurations. With Node, a classroom can flex from a lecture-based mode to a team-based mode, and back again, without interruption. Node can take passive space and make it active, supporting individual and team-based learning, even when classroom capacity is important.

“My most memorable classes are the ones where we break away from lecture and work in a team.”

ROSHAN, STUDENT

classroom one
Node with
workspace




8:05 a.m.
lecture

8:27 a.m.
small group project

8:45 a.m.
large group discussion
and interactive lecture

classroom two
Node with Verb tables
(no workspace)



1:30 p.m.
lecture

2:00 p.m.
project team

2:45 p.m.
class discussion

observations & insights

In our on-site research, we found cramped, static spaces designed for passive one-way learning: tight rows of desks and chairs that inhibit movement and interaction, and instructors confined to the front of the room, where there are few opportunities to connect with students.

Students are bringing new tools, new attitudes and new expectations into the classroom. In order to keep pace, the classroom has to change. Research points to the fact that learning is enhanced when it is social and active. A single approach to teaching is no longer enough. Educators are now turning to multiple pedagogies to support multiple learning styles.

To fully capitalize on active learning, the physical space must support the pedagogies at work in the classroom. No longer should static furniture be disguised as supportive of an active learning environment. Learning styles must be supported with reconfigurable settings, both analog and digital tools, access to power and wall protection for table, chair and equipment movement.

“The biggest issue with the way the classroom is set up is that it assumes there’s one way of teaching and one way of learning.”

LESLEY, PROFESSOR

a smart solution



Move. The Node chair is highly mobile—a quality that translates directly into classroom performance. After all, a multi-modal lesson plan can be carried out more effectively when seating is arranged and rearranged effortlessly. Traditional classroom seating has limited mobility, putting the burden on educators to adapt. The Node chair, however, accommodates any teaching mode.

The swivel seat gives students the freedom to shift focus throughout the room. And, because the personal worksurface swivels in tandem, books, laptops and other information remain at their fingertips. It's subtle, but clear sight lines to the instructor, fellow students and whiteboards can dramatically enhance interaction and engagement.

Node is also available without a worksurface for table-based classrooms, like Verb™, sharing in the same design language and materials palette.

Store. The base of the Node chair provides a unique storage solution for backpacks and student belongings that usually clutter the aisles. This allows quicker and easier transitions between teaching modes. Even the arms serve a storage purpose. Aside from being a place to rest your elbows, they are designed to hold a backpack or bag, keeping personal items safe, secure, and close at hand.

Fit. The Node chair has an adjustable worksurface, providing a perfect fit for students of all shapes and sizes. The Node chair's worksurface accommodates both left- and right-handed students. The seat bends and flexes with the student for better ergonomics and comfort.



IM#: 12-0002596 | SM: NODE WITH WORKSURFACE, FIVE-STAR BASE AND CUPHOLDER IN CHILI



IM#: 12-0002598



IM#: 14-0000799

features + benefits



IM#: 11-0002850 | SM: NODE STOOL IN FLASH

how's this for out-of-the-box thinking?
three simple parts assemble in 30 seconds.



IM#: 10-0001941

TRIPOD BASE

Base keeps backpacks and personal belongings out of the aisle while also providing a comfortable place for students to rest feet during class.



IM#: 12-0001939

FIVE-STAR BASE

Choose between tripod with storage or five-star with seat-height adjustability, both available with worksurface. Five-star base is also available in stool height.



IM#: 12-0001931

WORKSURFACE

Personal worksurface is adjustable, non-handed, and large enough to support digital and analog resources.



IM#: 11-0002440

CUPHOLDER


Optional cupholder frees up worksurface for books and technology. Rotates under worksurface when not in use.



IM#: 11-0002976

TABLET STAND

Tablet stand supports all top-selling tablets and smartphones in both portrait and landscape positions, making content easy to view and freeing up space on the worksurface for other class materials.



IM#: 12-0002599

SEAT SHELL

Flexible seat with simple adjustments keeps people comfortable in a variety of postures. Comfort without upholstery means easy maintenance. Available in 21 color options.



IM#: 11-0009802

MID-BACK SEAT SHELL

Node mid-back supports active learning in high-density classrooms. When students are forced to move against the wall, it minimizes contact.



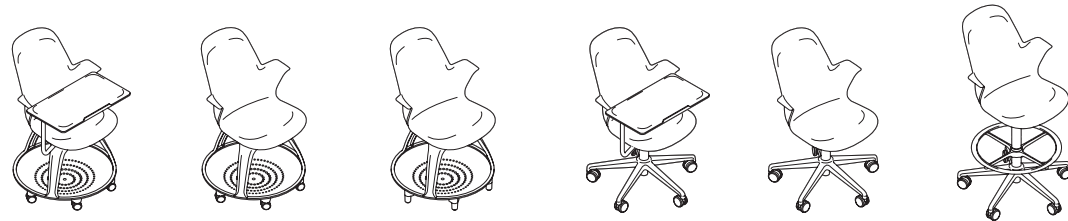
IM#: 12-0002597

CASTERS

Casters lend mobility for quick, easy transitions between learning modes.

STATEMENT OF LINE

NODE CHAIR OPTIONS



tripod base with work surface and casters

tripod base without work surface, with casters

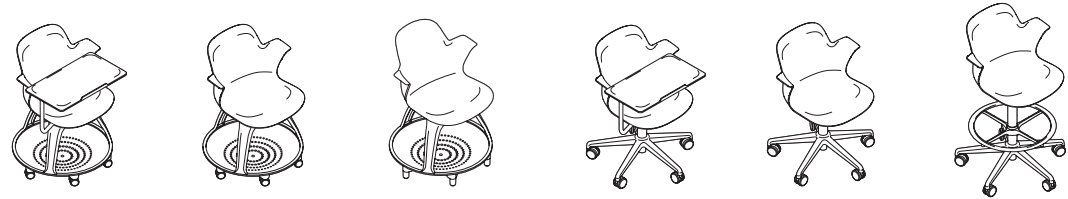
tripod base without work surface, with glides

five-star base with work surface

five-star base without work surface

five-star stool

NODE MID-BACK CHAIR OPTIONS



tripod base with work surface and casters

tripod base without work surface, with casters

tripod base without work surface, with glides

five-star base with work surface

five-star base without work surface

five-star stool

DIMENSIONS

item	tripod base	five-star base	five-star stool
seat depth	16 9/16"	16 9/16"	16 9/16"
seat depth for mid-back	15 1/2"	15 1/2"	15 1/2"
maximum seat width	19 1/2"	19 1/2"	19 1/2"
seat height from floor	18 1/4"	15 7/8" to 21 7/8"	23 7/8" to 31 7/8"
back height from floor (not seat)	35"	33 1/4" to 38 1/2"	40 7/8" to 48 1/4"
back height from floor (not seat) for mid-back	31 1/4"	28 7/8" to 34"	37 1/8" to 44 1/2"
width	23 3/4"	23 3/4"	27 1/4"
worksurface size	22 1/4" x 12"	22 1/4" x 12"	22 1/4" x 12"
worksurface depth adjustment	7 1/4" to 15"	7 1/4" to 15"	7 1/4" to 15"
maximum width between arms	20 1/8"	20 1/8"	20 1/8"
worksurface height from floor	28 1/2"	N/A	N/A

COMPONENTS

Flexible seat. Flexible seat with simple adjustments keeps people comfortable in a variety of postures.

Easy maintenance. Comfort without upholstery means easy maintenance.

Open seat design. Open seat design offers easy access, while arms serve as bag or purse hooks.

Swivel seat. Swivel seat keeps open sight lines.

Casters. Casters lend mobility for quick, easy transitions between configurations.

Cupholder. Optional cupholder frees up worksurface area for books and technology.

Base. Base keeps backpacks and personal belongings out of the aisle.

Personal worksurface. Personal worksurface is adjustable, non-handed, and large enough to support digital and analog resources.

Tablet stand. Tablet stand supports all top-selling tablets and smartphones in both portrait and landscape positions, making content easy to view and freeing up space on the worksurface for other class materials.

Steelcase warranty. Steelcase warranty with elevated durability testing makes Node an easy choice.

SURFACE MATERIALS

Standard colors

sterling dark solid (6059)	platinum (6249)
citron (6332)	black (6205)
midnight (6259)	jazz blue (6336)
wasabi (6335)	chili (6338)
picasso (6333)	element (6337)
arctic white (6009)	flash (6334)

Signature plastics

crimson (6BC1)	orange (6BC6)
purple (6BC2)	brown (6BC7)
green (6BC3)	gold (6BC8)
burgundy (6BC4)	red (6BC9)
blue (6BC5)	

Paint palette

champagne metallic (4750)	element (6337)
platinum (4799)	platinum solid (6249)
black (0835)	near black (6295)

Tripod base

element (6337)
platinum solid (6249)
near black (6295)

Worksurface

platinum solid (6249)
seagull (6053)
sand (6654)
element (6337)
near black (6295)

Colors are representative and may vary slightly from actual material.

For further options, visit us online.

SUSTAINABILITY

PEOPLE. PLANET. PROFIT.

By rethinking our business systems and designing our products to avoid negative impacts on humans and the environment, we contribute to a sustainable future for the planet and its people. We commit to advance our practices through continuous learning and building partnerships with our customers, business partners and environmental thought leaders to optimize our performance and contribute to the science and practice of sustainability.

TO FIND OUT MORE, VISIT
WWW.STEELCASE.COM/SUSTAINABILITY

PRODUCT ENVIRONMENTAL CERTIFICATIONS

- McDonough Braungart Design Chemistry (MBDC)
- Life Cycle Assessment
- MBDC's Cradle to Cradle™ Silver certification
- BIFMA Level® 2 certification
- Indoor Advantage™ Gold from Scientific Certification Systems

2018



ARKANSAS TECH
UNIVERSITY

ki ruckus
kimball mascot + poly
global duet

classroom|individual seating + table

mahg

FURNITURE STANDARDS-

classroom|ki

mahgarchitecture

Ruckus™

shaking up learning spaces



Furnishing Knowledge®



ESSENTIAL MOVEMENT — AS YOU LIKE IT

Ruckus represents the concept of movement as essential to cognitive development and learning. Students choose how they relate to Ruckus – its generously sized seating encourages an “as you like it” sitting experience.



A revolution of thought and action

It's not so much an evolution as a revolution. It looks like nothing else. It can be used like nothing else. It's Ruckus, a simple, inspiring, and astonishingly innovative collection that supports today's learning space transformations like nothing else.





Fostering student **engagement**

CHANGE ON-THE-FLY: FOCUSED TO INTERACTIVE

Ruckus quickly transitions learning spaces from “head’s down” concentration to more interactive group collaborations, while offering instructors the freedom to teach as they prefer.

Enabling **diverse** teaching styles





THE ARTFUL BLENDING OF AESTHETICS AND ENGINEERING

Distinctive form. Unparalleled function. Ruckus redefines the boundaries of learning spaces through inspired “design thinking”.





Disrupting
the design paradigm



The Collection

Innovative seating that promotes student movement; cantilevered adjustable desks that adapt to individuals and circumstances; plus super-functional storage that keep learning tools handy and learning spaces neat.

26" DESKS



Fixed height with front rollers



Fixed height with glides



Stack with casters



Stack with glides



4-leg with casters



4-leg with glides



29" DESKS



Fixed height with front rollers



Fixed height with glides



Stack with casters



Stack with glides



4-leg with casters



4-leg with glides



STORAGE – 36"W OR 54"W – 36"H OR 42"H



Work Table
54"W x 48"D



Locker – with doors



Locker – open



Cubby – with doors



Cubby – open



Bookcase
(36"W only)

ADJUSTABLE DESKS



Pneumatic height adj with front rollers



Pneumatic height adj with gliders



Manual height adj with front rollers



Manual height adj with glides

TASK CHAIRS



Task chair



24" stool



30" stool

Stack chairs, 4-Leg chairs, and Stools available in 24 poly colors and 31 frame colors (including chrome). Task chairs available in 24 poly colors with black or warm grey bases.

Storage available in 30 powdercoat paint colors and 53 standard laminates.

AVAILABLE SOON – Adjustable height lecterns and desk accessory racks.

Experience Ruckus
watch the videos



Printed on FSC® certified paper, using only vegetable-based inks, including metallics. Please recycle.



KI is a trusted expert for furniture and wall systems around the globe.

USA | CANADA | MEXICO | UK | EUROPE | ASIA | MIDDLE EAST | AUSTRALIA

1330 Bellevue Street • P.O. Box 8100 • Green Bay, WI 54308-8100 • 1-800-424-2432 • www.ki.com

© 2017 Krueger International, Inc. All Rights Reserved. Code KI-01129R1/KI/IP/0617
KI and Furnishing Knowledge are registered trademarks of Krueger International, Inc.



Furnishing Knowledge®

mahg

FURNITURE STANDARDS-

classroom|kimball

mahgarchitecture



MASCOT™

Mascot's mobile design benefits students and teachers alike. In a row or circled together, they offer flexibility and utility. When classroom needs change, Mascot moves and nests for easy storage.

STATEMENT OF LINE



Soft Rectangular Top



Trapezoid Top

FEATURES & OPTIONS

- Worksurface available in soft rectangular and trapezoid shapes
- Worksurface available in TFL and paint
- Soft rectangular and trapezoid in TFL available with t-mold or softened PVC rims
- Soft rectangular and trapezoid in paint available with knife rim
- Modesty panel is standard on all desks
- Flip and nest tightly for easy storage
- Convenient book bag hook

DETAILS



Nested



Book Bag Hook

WORKSURFACE MATERIALS

Standard lead times on these five core paint colors.



Charcoal Fawn Black White Clear on MDF

Contact customer service for extended lead times on these six paint colors.



Cobalt Navy Parrot Scarlet Tangerine Turquoise

Worksurface also available in standard and woodgrain laminates.

DIMENSIONS



Soft Rectangular

Height 29 1/8"
Width 27 1/2"
Depth 19 5/8"

Trapezoid

Height 29 1/8"
Width 41 1/8"
Depth 19 5/8"



Kimball®Office

POLY™



STANDS OUT. STACKS UP.

In collaborative spaces, chairs are always being moved. That's why the lightweight and portable Poly chair is such a fitting addition to the places people gather. Circled around a table or lined across a classroom, Poly brings lightness and energy to virtually any setting.

POLY™

Poly lends style to necessity. Available in mesh or plastic with a wide offering of colors and stacking ability, Poly brings mobility and lightness to a variety of spaces.

STATEMENT OF LINE



Poly Mesh



Poly Plastic



Optional Book Rack



Poly Plastic Stool




Transport Dolly

MATERIALS

Mesh back and seat color options



Big Sky



Black Tie



Crimson



Kiwi



Tangerine

Plastic back and seat color options



Tangerine



Fawn



Navy



Parrot



Black Tie



Cobalt



Turquoise



Scarlet



Charcoal



White

FEATURES & OPTIONS

- Chrome finish sled base
- Black plastic glides are standard and can be used to gang adjacent chairs
- Chairs stack up to 14 high, stools stack up to 10 high
- Transport dolly is available to move up to 35 chairs or 20 stools easily
- Optional wire book rack for Poly plastic provides convenient storage

DETAILS




Book Rack



Plastic Glide



Plastic Glide, Ganging



Stacked on Dolly



Stacked on Floor

DIMENSIONS



Poly Mesh	
Height	31¾"
Width	19⅞"
Depth	22"
Seat Height	17½"
Seat Width	17⅞"
Seat Depth	16⅞"
Seat Angle	7°



Poly Plastic	
Height	31¾"
Width	19⅞"
Depth	22"
Seat Height	17½"
Seat Width	17⅞"
Seat Depth	16⅞"
Seat Angle	7°



Poly Plastic Stool	
Height	42½"
Width	20½"
Depth	25½"
Seat Height	29"
Seat Width	17½"
Seat Depth	16⅞"
Seat Angle	7°



Transport Dolly	
Height	13⅜"
Width	22⅞"
Depth	32"

mahg

FURNITURE STANDARDS-

classroom|global

mahgarchitecture



TABLES
duet

Configure, connect, stack and store



Duet™ stacking tables are easy to configure, quick to stack and simple to store. Duet turns any space into an effective learning environment that can quickly transition from classroom lectures to collaborative discussions. Duet tables fit and function perfectly with our popular Duet stacking chairs. Available in ten contemporary colors.

Function and flexibility



Configure Duet tables individually or connect in rows with an integrated ganging frame. The lightweight tables can be quickly arranged into various layouts for flex spaces, and stack up to five high on the floor or 20 high on a dolly. An optional ADA compliant frame that accommodates wheelchairs brings everyone together.

Lasting performance



Duet tables are high achievers. The one-piece worksurface features a waterfall profile that extends to form a modesty panel at the front of the table. Scratch-resistant and easy to clean, the polypropylene table top is supported by a chrome-plated solid steel frame that withstands rigorous use. Optional non-marking glides are available for a range of floor surfaces. Duet is backed by Global's Lifetime Warranty.

Color it your way



Options



Glides with clear polycarbonate for carpet, rubber or concrete flooring



Glides with rubber pads for vinyl, hardwood, laminate, stone or ceramic flooring



Glides with stainless steel pads for carpet or rubber flooring



Glides with felt pads for vinyl, cork or laminate flooring



Integrated ganging frame available



Stacks 20 high on dolly



ADA compliant frame

Features



Stacks five high on floor



Bumpers on underside protect surface from scratches when stacking



Cover: Table and chair shown in Caribbean Surf.



U.S.A.
Global Furniture Group
17 West Stow Road P.O. Box 562
Marlton New Jersey U.S.A. 08053
Tel (856) 596-3390 (800) 220-1900
Fax (856) 596-5684

Canada
Global Furniture Group
1350 Flint Rd., Toronto Ontario Canada M3J 2J7
Sales & Marketing: Tel (1-877) 446-2251
Customer Service: Fax (800) 361-3182
Government Customer Service: Fax (416) 739-6319

International
Global Furniture Group
560 Supertest Road, Toronto
Ontario Canada M3J 2M6
Tel (416) 661-3660 (800) 668-5870
Fax (416) 661-5671

Visit us online at globalfurnituregroup.com Offices throughout Canada, United States, United Kingdom and Brazil. Distribution around the world. A member of Global Furniture Group. © 2017 ®™ Trademarks of Global Furniture Group. These products may be covered by one or more issued patents or pending patent applications in Canada, the U.S. and elsewhere. All intellectual property rights in applicable trademarks, patents and industrial designs are strictly reserved. Made in Canada. Specifications are correct at time of printing. Printed in Canada. Creative / Global Design Center 271117 17.0069

2018



ARKANSAS TECH UNIVERSITY

ki connection zone
haworth reside
steelcase frame one
kimball xside

classroom|computer benching

mahg

FURNITURE STANDARDS-

classroom|ki

mahgarchitecture

Connection Zone™ Benching



Furnishing Knowledge®



Connection Zone™ Benching

Efficient and simple, Connection Zone Benching maximizes the square footage of a workspace. Its universal design supports the focused work of an individual, serves as a touch-down space for a temporary user and facilitates the collaborative process of a group.

Connection Zone's unique telescoping base supports change. Worksurfaces may be easily removed or added to a base – expanding or contracting work areas. Optional privacy screens, dividers and modesty panels enable users to define personal space and establish a higher degree of privacy in open, collaborative environments.

An innovative sliding worksurface offers easy access to power and the wire trough underneath the worksurface manages power cabling. Durable laminate worksurfaces are offered in a range of finish options that integrate seamlessly with Connection Zone Storage.


Connection Zone Benching is designed to last. Its durable welded frame and steel modesty panels support repeated use. Privacy and divider screens are strong enough to support tool rails and a variety of optional accessories.



A floating top design creates a lightness of scale and a modern aesthetic.



Privacy and divider screens are available in heights up to 31" for space division and privacy.



The optional sliding worksurface provides easy access to power management while storing cords.



Mount lighting or other accessories from the tool rail to maximize work space.

Learn more about
Connection Zone



Printed on FSC® certified paper
using only vegetable-based inks,
including metallics. Please recycle.



KI is a trusted expert for furniture and wall systems around the globe.

USA | CANADA | MEXICO | UK | EUROPE | ASIA | MIDDLE EAST | AUSTRALIA

1330 Bellevue Street • P. O. Box 8100 • Green Bay, WI 54308-8100 • 1-800-424-2432 • www.ki.com

© 2014 Krueger International, Inc. All Rights Reserved. Code KI-01024/KI/IP/314
KI and Furnishing Knowledge are registered trademarks of Krueger International, Inc.



Furnishing Knowledge®

mahg

FURNITURE STANDARDS-

classroom|haworth

mahgarchitecture

Reside™

Desking





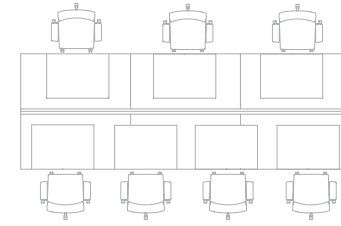
GREAT EFFICIENCY RESIDES IN THE WORKPLACE

Reside Desking blends the best of European design with advanced workplace knowledge to span a wide range of applications and support the most dynamic work environments.

Haworth Design Studio and Struppler Industriedesign in Munich have created this highly personal, intelligent desking line to integrate gracefully into any workplace. Reside Desking attentively accommodates workers' needs today and well into the foreseeable future.

Reside Desking was designed by Haworth Design Studio and Struppler Industriedesign, Munich.

SIMPLY SOPHISTICATED BENCHING



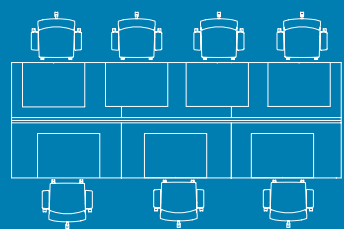
Designed as a responsive, comprehensive line of desking, benching, and tables, Reside beautifully adapts to a variety of aesthetics, workstyles, and environments.

Its purposeful, minimal lines and straightforward materials convey Reside's international perspective, while the smart, structural approach and extensive functionality respond to today's workplace needs. A broad offering ensures that Reside Desking can support virtually endless applications throughout the environment.



RESIDE WITH FREEDOM

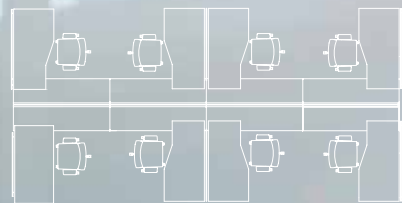
From intimate offices to expansive spaces, Reside maximizes density requirements and user comfort to accommodate growing and changing teams. Structurally robust Reside Benching can easily span the longest lengths with minimal support, providing a clean finished look and exceptional knee clearance. Add Belong™ blotters and worksurface seams disappear, balancing comfort for all users.



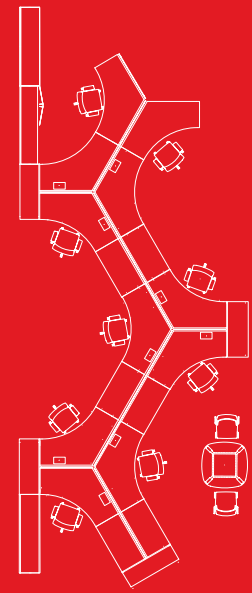


RESIDE WITH CHANGING NEEDS

Whether in a tranquil managerial setting or a busy office, in a single workstation or a team benching application, Reside Desking effortlessly suits a range of workspaces and embraces the changes faced by organizations every day. Its simple, flexible design naturally assimilates to the task or application at hand.



Select desk shapes, structural options, linking elements, and extensions to create the ideal workspace for any environment. Available in a wide range of colors and materials, Reside Desking can promote individual expression or reflect the needs and boundaries of the group.



FROM INDIVIDUAL TO TEAM

AS ORGANIZATIONS BECOME MORE COLLABORATIVE AND WORKERS SPEND INCREASED TIME IN TEAMS, WORKPLACES ARE EVOLVING TO SUPPORT INTERACTION. STILL, INDIVIDUALS OFTEN REQUIRE VARYING DEGREES OF PRIVACY AND INTERACTION THROUGHOUT THE DAY AND ACROSS PROJECTS. RESIDE DESKING CATERS TO THESE SHIFTS IN WORKSTYLE TO ENHANCE USER PERFORMANCE AND SATISFACTION.



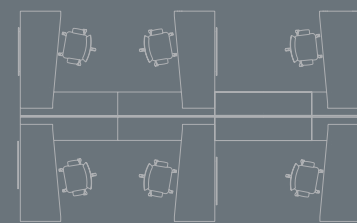
Reside worksurfaces in strategic shapes—including 120-degree applications—support unique workstyles, job functions, and preferred orientation.



Reside Desking strikes a balance between the needs of the user and those of the organization. Individual desking solutions can be personalized to each user's needs, while accompanying tables bring groups together to share ideas. Ample storage configurations and integrated power options further enhance functionality for workers and teams.



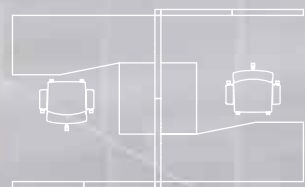
RESIDE DESKING,
BESIDE STORAGE, AND
BELONG ACCESSORIES
WERE DESIGNED IN TANDEM
TO INTEGRATE SEAMLESSLY,
ADAPT TO CHANGES,
AND EXTEND PLANNING
POSSIBILITIES FOR A
UNIQUELY FUNCTIONAL
WORKSPACE.



THE EASE OF DESIGNING SPACE

Blend Reside Desking and Beside Storage for exceptional design freedom and simplified storage-based planning. Here, Beside Storage delineates boundaries and provides shared storage of files and artifacts, while Reside tables support team collaboration. Individual workstations leverage Reside Desking for a complete environment.





FUTURE ASSURANCE

Reside Desking, Beside Storage, and Belong Accessories are part of the Haworth Integrated Palette™ – a platform of products designed to be great alone, yet even better when applied together. Mix Reside with Beside Storage, Compose® Systems, Patterns™ Architectural Interiors, and Planes® Tables for a consistent, cohesive environment.

The Integrated Palette makes it easy to meet user needs, support organizational goals, and provide future assurance, connecting physically and aesthetically to new Haworth products as an organization grows.

CHOICE

A choice of worksurface supports, including the Straight Leg, Angled Leg, Hoop Leg, or a combination of the Straight and Angled, extend your design options. Choices such as worksurfaces, return shapes, and a light scale knife edge or edge band provide design flexibility.



Straight and Angled Legs



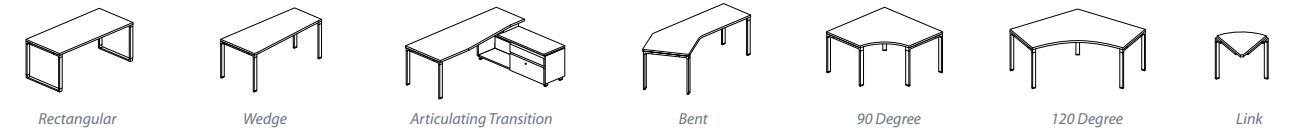
Knife Edge



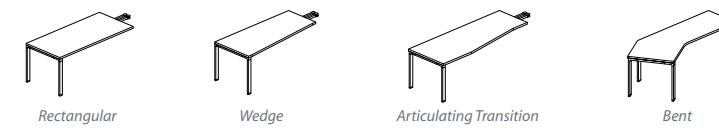
Articulating Transition Worksurface

RESIDE DESKING/Statement of Line

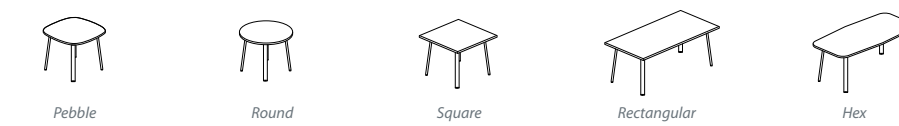
Worksurfaces



Returns



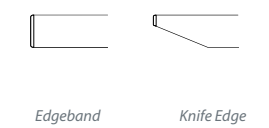
Tables



Leg Options

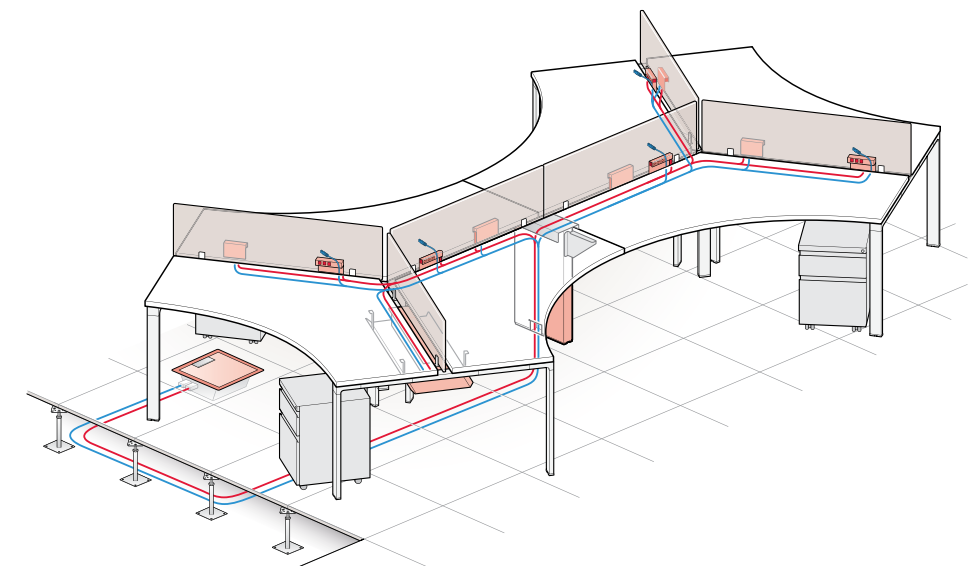
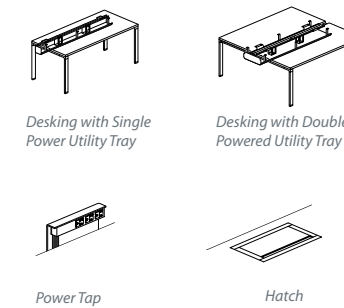


Edge Options



Understanding Power in Reside

Reside provides power and data capacity with Power Base™. This industry leading power platform provides both 3 and 4 circuit solutions for any workspace application. The Utility Tray holds wires and cabling under worksurfaces. Power is routed via the Power Tap or Hatch.




PERSONALIZE YOUR WORKSPACE

Belong Accessories offer an array of products to support a broad range of needs. Choose clean and simple work tools, such as paper trays, tool cups, and generous blotters. Incorporate more technical tools such as LED lights, monitor arms, and worksurface-height power taps. You may also select privacy screens in a variety of heights.



Hanging Sorter / Mini Shelf / Tool Cup / Stacking Tray



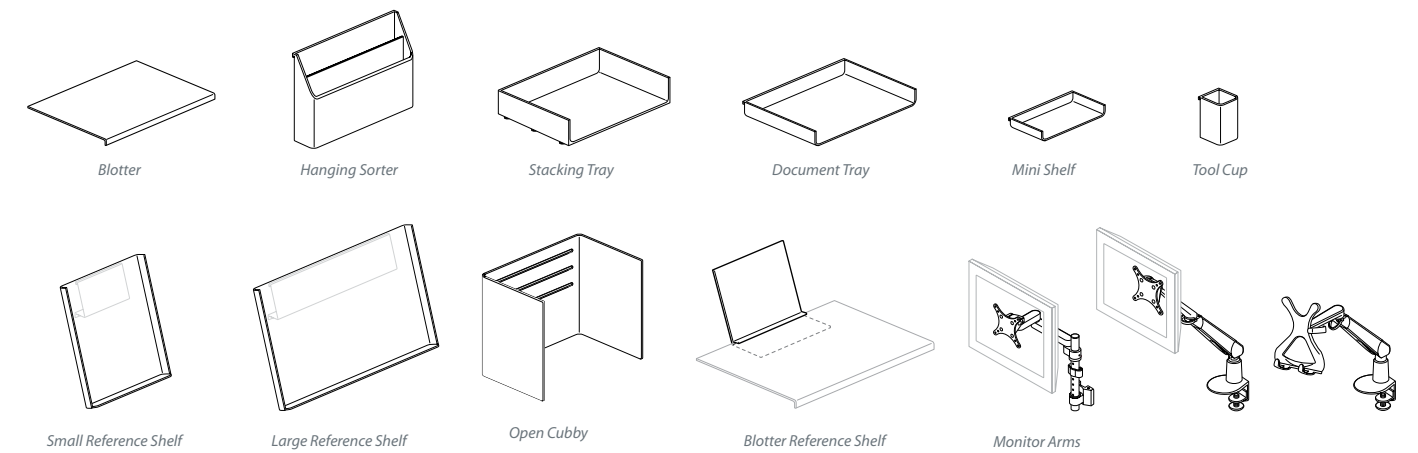
Blotter Reference Shelf



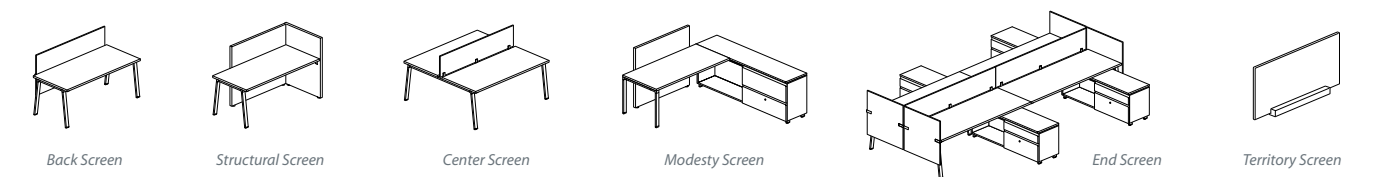
LED Light

BELONG ACCESSORIES / Statement of Line

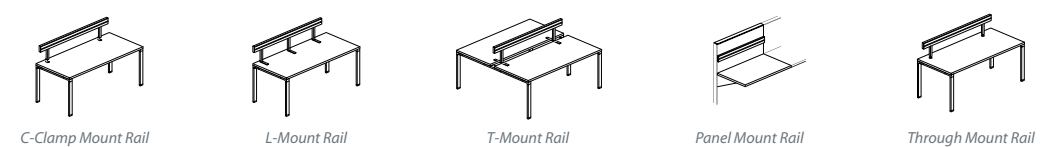
Work Tools



Screens



Tool Rails



FEATURED FABRICS & FINISHES



Cover
Reside Benching: Linen Laminate, Knife Edge Metallic Silver Angled Leg
Belong Accessories: Center Screen in Clear Glass, Blotter in Haworth Brisa White
Zody® Task Seating: Haworth Brisa White Seat, Fog Mesh Back, Smoke Trim and Arm Cap, Polished Aluminum Base
LIM® Y Undersurface Mount Lamp: Brushed Aluminum



Page 3
Reside Desking: Melba Finish, Knife Edge, Metallic Silver Angled Leg
Very® Task Seating: Haworth Brisa White Seat, Fog Mesh Back, Fog Trim and Arm Caps, Polished Aluminum Base



Page 4/5
Reside Benching: Linen Laminate, Knife Edge, Metallic Silver Angled Leg
Belong Accessories: Center Screen in Clear Glass, Blotter in Haworth Brisa White
Zody Task Seating: Haworth Brisa White Seat, Fog Mesh Back, Smoke Trim and Arm Cap, Polished Aluminum Base
LIM™ Y Undersurface Mount Lamp: Brushed Aluminum



Page 7/8/9
Reside Benching: Linen Laminate; 3mm Edgeband, Metallic Silver Straight Leg
Beside Storage: Accent Orange and Plaster Paint, Linen Laminate, Metallic Silver Straight Leg
Belong Accessories: Blotter in Haworth Brisa Sea Gull, Center Screen in Haworth Senza Calm, Metallic Silver Brackets
Very Task Seating: Luna Waffle Cay, Mesh Fog Back, Fog Trim and Arm Caps, Polished Aluminum Base
LIM Pivot Lamp: Textured White Paint
Patterns™ Storage Wrapper: Melba Finish
X Series® Storage: Plaster Paint, J Pull



Page 10
Reside Desking: Melba Finish, Knife Edge, Metallic Silver Angled Leg
Beside Storage: Melba Finish, Accent Blue and Plaster Paint, Vertical Pull, Metallic Silver Straight Leg
Very Task Seating: Haworth Brisa White Seat, Fog Mesh Back, Fog Trim and Arm Caps, Polished Aluminum Base
SE04 Bench: Haworth Cocktail Margarita, Brushed Aluminum Base



Page 11
Reside Desking Articulated Transition Top: Linen Laminate, 3mm Edgeband, Metallic Silver Hoop Leg
Beside Storage: Melba Finish, Plaster Paint, J-Pull, Metallic Silver Straight Leg
Belong Accessories: Center Screen in Glass (custom design applied), Metallic Silver Brackets, Blotter in Haworth Brisa White
Very Conference: Maharam Stripes by Paul Smith Syncopated Seat, Slate Back, Fog Trim and Arm Caps, Polished Aluminum Base.



Page 12/13
Reside Desking Articulated Transition Top: Linen Laminate, 3mm Edgeband, Metallic Silver Straight Leg
Beside Storage: Melba Finish, Linen Laminate, Plaster Paint, J-Pull, Metallic Silver Straight Leg
Belong Accessories: Back Screen and Center Screens in Maharam Messenger Moa, Work Tools in Snow
Zody Task Seating: Haworth Tech Zoology, Forestry and Skill Seat, Fog Mesh Back, Smoke Trim and Arm Caps, Polished Aluminum Base



Page 15
Reside Desking: Linen Laminate; 3mm Edgeband
Beside Storage: Melba Finish, Linen Laminate, Plaster Paint, Vertical Pull, Metallic Silver Straight Leg
Planes Height Adjustable Table: Linen Laminate, Metallic Silver Leg
Belong Accessories: Back Screen and Center Screens in Maharam Messenger Moa, Work Tools in Snow
X Series Storage: Melba finish, Plaster Paint, J-Pull, Maharam Stripes by Paul Smith Syncopated Seat Pad
Enclose Moveable Wall: Clear Glass, Markerboard, Metallic Champagne Frame
Zody Height Adjustable Task Seating: Haworth Tech Forestry Seat, Fog Mesh Back, Smoke Trim and Arm Caps, Polished Aluminum Base



Page 16/17
Reside Desking: Linen Laminate, 3mm Edgeband, Metallic Silver Straight Leg
Reside Table: Melba Finish, 3mm Edgeband, Metallic Silver Angled Leg
Belong Accessories: Back Screen and Center Screens in Maharam Messenger Moa
X Series Storage: Melba finish, Plaster Paint, J-Pull, Maharam Stripes by Paul Smith Syncopated Seat Pad
Zody Task Seating: Haworth Tech Zoology Seat, Fog Mesh Back, Smoke Trim and Arm Caps, Polished Aluminum Base
Very Seminar Seating: Haworth Leef Hydrangea Seat, Snow Perforated Back, Trivalent Chrome Base
BRAZO® Lamp: Black
Patterns Workwall: Linen Laminate



Page 18/19
Reside Desking: Linen Laminate, 3mm Edgeband, Metallic Silver Straight Leg
Reside Table: Retro Walnut, 3mm Edgeband, Metallic Silver Straight Leg
Beside Storage: Retro Walnut, Linen Laminate, Plaster Paint, J-Pull, Metallic Silver Straight Leg
Belong Accessories: Blotter in Haworth Brisa Seagull, Back Screen in Maharam, Messenger Poppy, Work Tools in Snow
Zody Task Seating: Haworth Tech Sci-Fi and Skill Seat, Mesh Fog Back, Smoke Trim and Arm Caps, Polished Aluminum Base
Very Seminar Seating: Haworth Leef Beet and (foreground) Hydrangea (background) Seat, Snow Perforated Back, Trivalent Chrome Base
BRAZO® Lamp: White



Page 22/23
Reside Desking: Linen Laminate, 3mm Edgeband, Metallic Silver Straight Leg
Reside Pebble Table: Melba Finish, 3mm Edgeband Metallic Silver Angled Leg
Beside Storage: Melba Finish, Linen Laminate, Plaster Paint, Metallic Silver Straight Leg
Belong Accessories: Center Screen in Frosted Glass and Maharam Messenger Moa, Back Screen in Maharam, Messenger, Mao
Very Task Chair: Mesh Fog Back, Smoke Trim and Arm Caps, Polished Aluminum Base
Very Seminar Seating: Haworth Leef Fennel, Hydrangea and Beet Seats, Snow Perforated Back, Trivalent Chrome Base



Page 24/25
Reside Desking: Linen Laminate, Knife Edge, Metallic Silver Angled Leg (foreground)
Reside Desking: Retro Walnut Finish, 3mm Edgeband, Metallic Silver Straight Leg (background)
Beside Storage: Retro Walnut Finish, Linen Laminate, Accent Red and Plaster Paint, 3mm Edgeband
Belong Accessories: Back Screen Maharam Messenger Moa, Center Screen in Frosted Glass
Compose®: Luna Quad Fluorite and Clear Panels, Metallic Silver Trim
LIM Pivot Lamp: Textured White Paint
Zody Task Seating: Haworth Brisa White Seat, Mesh Fog Back, Smoke Trim and Arm Cap, Polished Aluminum Base
m_sit™ Lounge: Haworth Wuhl Charcoal Flannel

mahg

FURNITURE STANDARDS-

classroom|steelcase

mahgarchitecture



IM#: 16-0042646

FrameOne
bench

Steelcase



IM#: 16-0042643 | SM: ANSWER PANEL (PLAIN JANE BLIZZARD FABRIC AND PLAIN JANE PETOSKEY FABRIC, ARCTIC WHITE PAINT), ANSWER BOUNDARY SCREEN (ARCTIC WHITE LAMINATE),
OLOGY HEIGHT-ADJUSTABLE DESK (ARCTIC WHITE WORKSURFACE, PLATINUM METALLIC LEG), GESTURE CHAIR (REMIX NIGHT BLUE), FRAMEONE BENCH (PLATINUM BASE, CLAY WENGE
WORKSURFACE WITH FROSTED GLASS CENTERED SCREEN), THINK CHAIR (APPLESEED SEA)

Inspiring Choice

Research demonstrates that engaged employees contribute to an organization's bottom line, and the most engaged employees have choice and control over where and how they work. Flexible and adaptable, FrameOne™ supports a wide range of work styles, adding versatility to any office environment. Simple to relocate and reconfigure, FrameOne efficiently meets the varied and fast-changing requirements of today's workers and workplaces.

Different Workstyles, Different Needs

Traditional, one-size-fits-all benching compromises workers' effectiveness, forcing them to adapt to the furniture instead of the furniture adapting to them and their needs. FrameOne was designed to seamlessly adapt to diverse individuals, teams and groups, supporting the varying levels of mobility and collaboration found in organizations today.



Residents

MOBILITY COLLABORATION

FrameOne is easily customized for focused, individual work, providing privacy, storage and full technology support in a small footprint.



IM#: 16-0045315



IM#: 16-0042661 | SM: FRAMEONE BENCH (ARCTIC WHITE LAMINATE WORKSURFACE WITH MERLE BASE AND COGENT CONNECT GRAPHITE CENTERED SCREEN), EYESITE DUAL MONITOR ARM, HIGH DENSITY STORAGE (CLAY WENGE LAMINATE), DASH LIGHT (ARCTIC WHITE), GESTURE CHAIR (STEELCUT TRIO MIST GREY)





IM#: 16-0042649 | SM: FRAMEONE BENCH (CLAY WENGE WORKSURFACE WITH PLATINUM BASE AND FROSTED GLASS CENTERED SCREENS), THINK CHAIR (APPLESEED SEA)

Nomads

MOBILITY COLLABORATION

Nomads are highly mobile, often looking for a convenient place to work between on-site meetings and off-site destinations. With storage for bags and other personal items, plus easy power and data access, FrameOne helps them get comfortable and productive quickly.



IM#: 16-0045313 | 1 SM: ANSWER PANELS (CLAY WENGE LAMINATE, MERLE BACK PAINTED GLASS, MERLE PAINT), FRAMEONE BENCH (CLAY WENGE LAMINATE WORKSURFACE, ARCTIC WHITE PAINT LEGS), UNIVERSAL STORAGE (ARCTIC WHITE PAINT WITH CLAY WENGE LAMINATE TOP AND CUSHION TOP IN REMIX PEBBLE), GESTURE CHAIR (REMIX 682), SOTO WORKTOOLS (ARCTIC WHITE)

Project Teams

MOBILITY COLLABORATION

Project teams require spaces that support intense collaboration for extended periods of time. FrameOne brings teams together to collaborate, while Answer with media:scape combines space definition with technology to provide a seamless collaborative experience in both owned and shared settings.



STREAMLINED ACCESS

FrameOne with continuous top offers a clean surface and quick access to power, which is ideal for conference and meeting rooms.



IM#: 16-0067492 | SM: FRAMEONE BENCH WITH MEDIA:SCAPE (ARCTIC WHITE WORKSURFACE WITH MERLE BASE), ANSWER PANEL WITH MEDIA:SCAPE (GAMET PEBBLE FABRIC, DESERT OAK VENEER, MERLE PAINT), DIVISIO SIDE SCREEN (COGENT CONNECT GRAPHITE), UNIVERSAL STORAGE (MERLE PAINT WITH REMIX 2 823 CUSHION TOP), THINK CHAIR (HALLINGDAL 764)

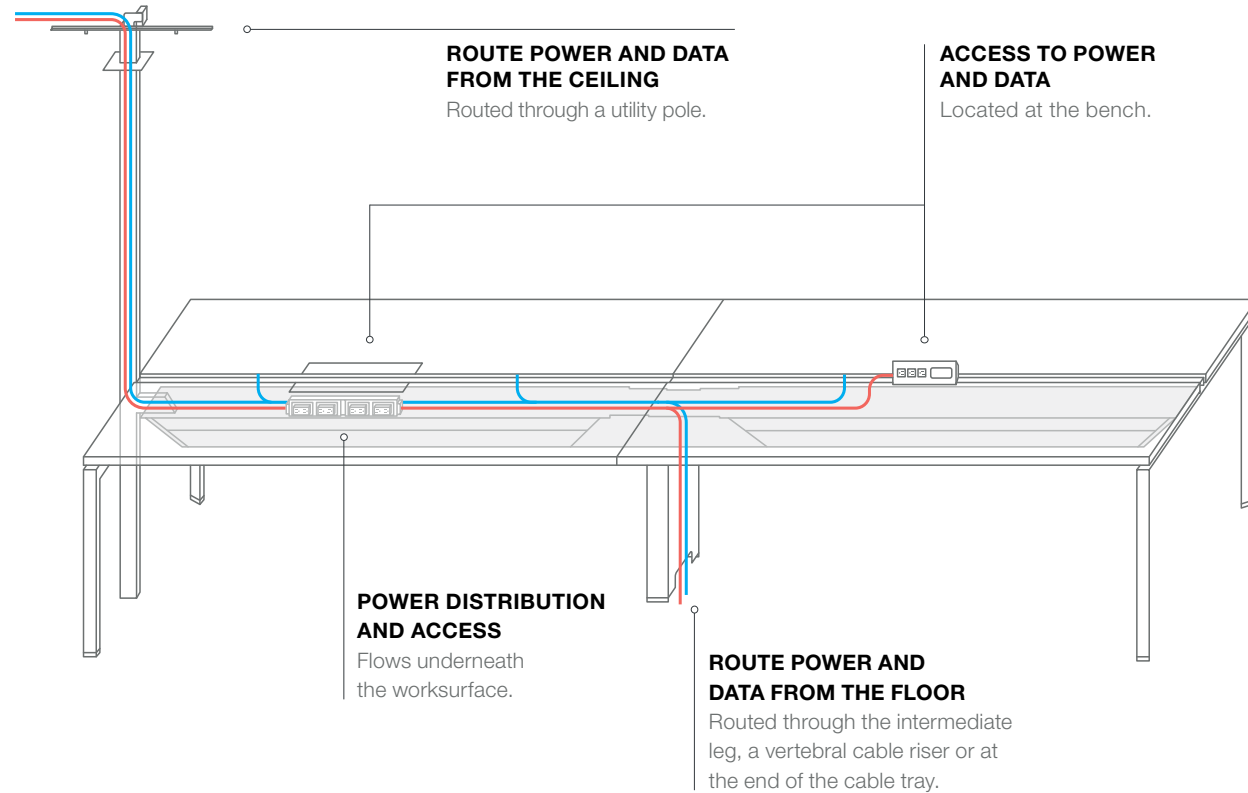
Functional Groups

MOBILITY COLLABORATION

Individuals on the same team collaborate often, yet also need their own spaces and storage. FrameOne helps workers stay organized, while also creating a community setting where information can be shared, questions answered and problems resolved quickly. FrameOne with media:scape takes collaboration to a new level, enabling members of a group to seamlessly share digital content with one another.

Simple Technology Support

FrameOne supports workers' fixed and mobile technologies with efficient power and cable management. Easy access above the worksurface links to distributed power underneath the length of the worksurface.



THREE OPTIONS FOR USER ACCESS TO POWER AND DATA



POWER AND DATA ACCESS DOOR
In the center of the worksurface helps manage cords.



RAIL-MOUNTED POWER STRIP
For quick and easy access.

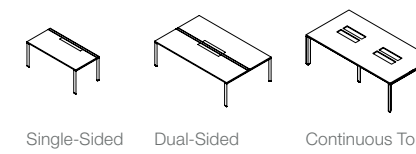


WORKSURFACE CUTOUT
Provides convenient access to power and data.

STATEMENT OF LINE

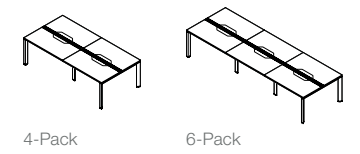
BASES AND EXTENSIONS

Dual- and single-sided
48", 60"D
66", 72", 78", 84", 96"W



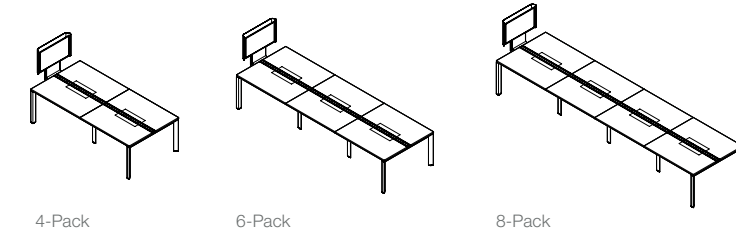
VALUE PACKAGE BENCHES

48", 60"D
96", 120", 144", 180", 216"W



BENCHES WITH MEDIA:SCAPE

48", 60"D
120", 144", 180", 192", 216"W
1 or 2 shrouds and wall-mounted option



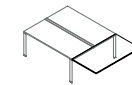
RETURNS

18", 24", 30", 36"D, 36", 48", 60"W



END COUNTERS

18", 24"D, 48", 60"W



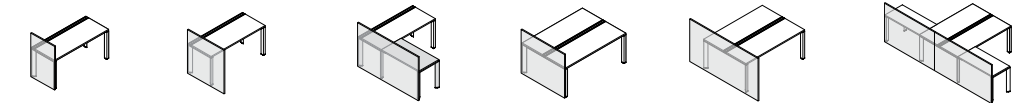
CENTERED SCREENS

Fabric and frosted glass screens
12", 19½"H, 48", 60", 66", 72", 78", 84"W
24"H, 48", 60", 66", 72"W (fabric only)



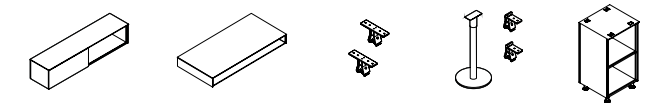
BOUNDARY SCREENS

Spanning, Split, Single-Sided
28½", 40½", 48" Overall height
0" or 18" Overhang of the bench
Note: Parametric sizes available



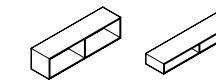
C:SCAPE MID STORAGE

Tall and slim, personal and shared:
17"D, 30", 36", 42", 48", 60", 66", 72", 78"W
Slim, shared: 24"D, 60", 66", 72", 78"W
Storage supports column, high ped or parallel application kit



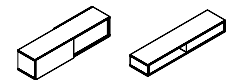
ELECTIVE ELEMENTS STORAGE

End counter cabinets, below
15"D, 48", 60"W
Single-high cabinets, above
15"D, 30", 36", 42", 48", 60", 66", 72", 78"W
Organizer shelves, above
15"D, 30", 36", 42", 48", 60", 66", 72", 78"W



UNIVERSAL LAMINATE STORAGE

Overheads
15" D, 36", 42", 48", 54", 60", 66", 72" W
Organizers
15" D, 36", 42", 48", 54", 60", 66", 72" W



SUSTAINABILITY

At its heart, sustainability at Steelcase is about people. It's about creating and supporting the economic, environmental and social conditions that allow people and communities to reach their full potential.

Research and insights direct our path. It's not only about creating goods, it's about creating good. It's not only about creating value, it's about living our values. It's not just about reducing our footprint, it's about expanding our reach. It's about creating lasting and meaningful change to enable the long-term wellbeing of current and future generations.

Innovative products and solutions result. In the development of our products, we work to consider each stage of the life cycle: from materials extraction, production, transport, use and reuse, until the end of its life. We demonstrate performance through third-party verified certifications and voluntary product declarations.

Steelcase's sustainability promises, actions, and results are communicated in an annual Corporate Sustainability Report.

mahg

FURNITURE STANDARDS-

classroom|kimball

mahgarchitecture



Kimball®Office

XSEDE®



START SIMPLE. ADAPT EASILY.

Offering choice is essential when creating a space for an agile workforce. Xsede's thoughtful design and versatile components help you do more with less. Divide space and tailor workstation privacy as needed, while keeping the space feeling light and airy.

Also shown
Task Seating: **Joya** / Storage: **Footprint**



AHEAD OF THE CURVE

Looking for something beyond straight lines and square corners? With Xsede's vast offering of versatile sizes and shapes, you can customize your workspace to comply with your needs. Create a natural flow of movement by incorporating curves, tapers, and arcs into Xsede workstations.

Also shown
Task Seating: **Wish** / Storage: **Footprint** / Table: **Dock**



INVITING FOR ANYONE

The modern workspace is calling for diverse environments that allow people to work multiple ways. Whether your team is one or one hundred, Xside makes it easy to create an ideal space—supporting heads-down focus, lively collaboration, and everything in between.

Also shown
Task Seating: **Wish** / Storage: **Priority**



BLENDS RIGHT IN

Whether you work alone or as part of a team, you define your space. Xside's uninterrupted lines and clean, detailed aesthetic keep each area looking fresh, minimalistic, and in harmony with its surroundings.

Also shown
Task Seating: **Hero** / Soft Seating: **Dwell**



WORKS WITH A TEAM

Xside blends easily across multiple platforms, letting you choose the solutions and materials needed to support the different types of work styles people engage in throughout the day.

Also shown
Task Seating: **Joya** / Side Seating: **Lusso** / Ottoman: **Dwell** / Table: **Dock** / Storage: **Footprint**

THOUGHT STARTERS

Divide It Up

With storage between stations, workers have space to spread out and take ownership.



Lighten Your Space

Xsede allows you to create privacy while still keeping the work space free and light.



Team Touchdown

An efficient space for mobile workers to touchdown.



OPTIONS & DETAILS

Please reference the Xsede price list for full statement of line.



Accessory Rail with Frameless Resin and Monitor Arm Mount



Accessory Rail with Frameless Glass



Powered Tech Tray with Wire Gap Worksurface



Power/Data In-Feed Channel



Ceiling Power/Data Pole



Tech Tile with USB and Power



H-Leg Support with Extended Upper Tile



Work Tools



End Panel



Media Cart
Shown with Monitor Display




Media Cart
Shown with Marker Board

MATERIALS

Please reference the Xsede price list for complete offering of material options.

WOODGRAIN: VENEER, TFL & HPL, PVC RIM




SOLID: TFL & HPL, PVC RIM



SOLID: PAINT



SOLID: METALLIC PAINT



RIM PROFILES





XSEDE®

Kimball®Office

A unit of Kimball International ©2015 Kimball International, Inc. Form No. BRXSEDE ver. 17a

1600 Royal Street
Jasper, Indiana 47549

800.482.1818
kimballooffice.com

2018



ARKANSAS TECH
UNIVERSITY

ki myway
ki sway
jsi connect
haworth ltb
coalesse passerelle
lowenstein dess
national reno
national swift

lounge|soft seating

MyWay[®]

Lounge Collection

Enjoy your stay. Your way.



Furnishing Knowledge[®]



WORK your way



RELAX




Power in Chair



Power in Table



Drink Holder



Tablet Arm



Sled Base



your way



LEARN your way



Tapered Leg



Storage Area



Life never stops moving. And neither do you. Intuitively designed to anticipate your every move, MyWay® gives you newfound freedom to feel and function at your best. It's built around the way you live and work today so you can stay comfortable, relaxed and connected. Your way.

it's all about STAYING. YOUR WAY.

Use MyWay® together or individually to complement a variety of education, business and third-space environments.







everything

MYWAY[®]


With MyWay[®], it's all about giving you the freedom and flexibility to create spaces that are uniquely your own. Making it easier to connect, collaborate and socialize *your way*. Every day.



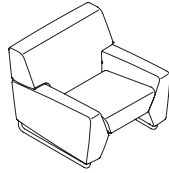


MYWAY[®] STATEMENT OF LINE

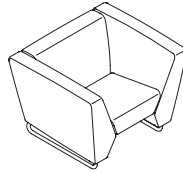
*W/D/H=OVERALL DIMENSIONS




(MYNN)
W33" D32" H29.5"



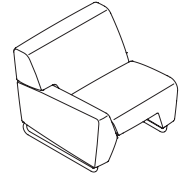
(MYLL)
W33" D33" H29.5"



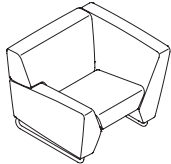
(MYHH)
W40" D34.5" H29.5"



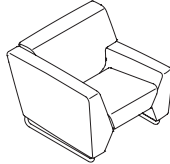
(MYNL)
W33" D33" H29.5"



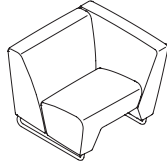
(MYLN)
W33" D33" H29.5"



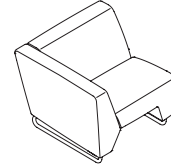
(MYLH)
W36" D34.5" H29.5"



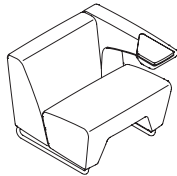
(MYHL)
W36" D34.5" H29.5"



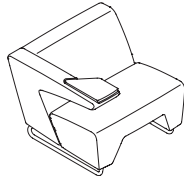
(MYNH)
W36" D34.5" H29.5"



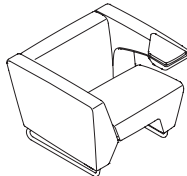
(MYHN)
W36" D34.5" H29.5"



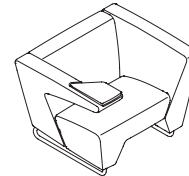
(MYNW)
W36" D33.5" H29.5"



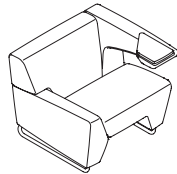
(MYWN)
W36" D33.5" H29.5"



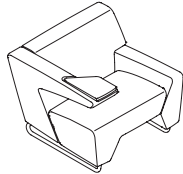
(MYHW)
W40" D34.5" H29.5"



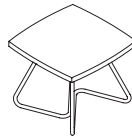
(MYWH)
W40" D34.5" H29.5"



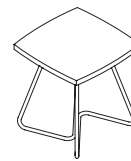
(MYLW)
W36" D33.5" H29.5"



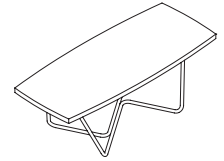
(MYWL)
W36" D33.5" H29.5"



(MYTB9012)
W24" D24" H16"



(MYTB9013)
W24" D24" H22"

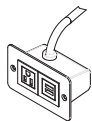


(MYTB9014)
W42" D24" H16"

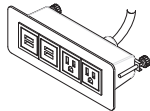
OPTIONS



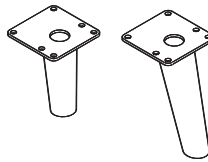
DRINK HOLDER



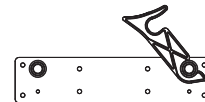
POWER IN CHAIR



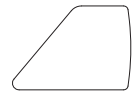
POWER IN TABLE



TAPERED LEG



GANGER



TABLET ARM

Pallas Textiles specifying notes: All furniture shown inside covered in Pallas Textiles fabric. Cover: Sheepish Lipstick; pages 2/3: Sheepish Smoke, Sheepish Frost; pages 4/5: Sheepish Smoke, Sheepish Frost, Sheepish Lipstick; pages 6/7: Sheepish Smoke, Sheepish Frost, Line Tomato.

Learn more about
MyWay Lounge
Collection



Printed on FSC[®] certified paper,
using only vegetable-based inks,
including metallics. Please recycle.



KI is a trusted expert for furniture and wall systems around the globe.
USA | CANADA | MEXICO | UK | EUROPE | ASIA | MIDDLE EAST | AUSTRALIA

1330 Bellevue Street • P. O. Box 8100 • Green Bay, WI 54308-8100 • 1-800-424-2432 • www.ki.com

© 2015 Krueger International, Inc. All Rights Reserved. Code KI-00992R2/KI/IP/1215
KI and Furnishing Knowledge are registered trademarks of Krueger International, Inc.



Furnishing Knowledge[®]

Sway™

Lounge Collection

Personalized comfort through intuitive orbital motion



Furnishing Knowledge®

Finally.

A lounge chair that responds to YOU.

Experience the personalized comfort of Sway. The first of its kind, Sway lounge seating breaks free from conventional movement and enables dynamic orbital motion. Move front to back, side to side and everywhere in between with a smooth 360-degree swivel. Instead of a lounge chair that forces you to adapt, Sway adapts to you, responding to your natural body movements to provide superior comfort.





Enjoy your stay in Sway. With intuitive active comfort, Sway features a high back and contoured shape to extend feelings of security and create a cozy retreat for you to relax, work, study or even collaborate. Simply sit back to relax, lean forward to focus, or sway to the side to share.

Bring the energy of motion to your space with Sway.

Ideal for colleges and universities in lounge areas, libraries, study zones, residence halls, student unions and more, Sway is also a great addition to corporate business environments in breakout lounge areas, regenerative spaces, and 'third space' casual work areas.



WATCH SWAY IN MOTION!



SWAY™ STATEMENT OF LINE *W/D/H=OVERALL DIMENSIONS



Chair (SYC)
W33" D32.5" H41.75"



Ottoman (SYOT)
W27.25" D27.25" H17.5"



Table (SYTB)
W27" D27" H14.5"

OPTIONS



Cottonwood Poly



Cool Grey Poly



Contrasting Shell/Base



Contrasting Fabrics



Power in Table

FINISHES SHOWN: Cover: Pallas Textiles Sheepish Lipstick, Cottonwood poly; Page 2 (bottom): Pallas Textiles Sheepish Lipstick, Cottonwood poly, Frosty White laminate; Page 2 (top): Pallas Textiles Deflect Cashmere, Cottonwood poly, River Cherry laminate; Page 3 (left): Pallas Textiles Deflect Cashmere (foreground), Pallas Textiles Gather Lacquer (background) Cottonwood poly; Page 3 (middle): Pallas Textiles Sheepish Lipstick, Cottonwood poly; Page 3 (right): Pallas Textiles Gather Lacquer, Cottonwood poly; Page 4: Cottonwood poly shown with Pallas Textiles Terra Marion; Cool Grey poly shown with Pallas Textiles Terra Slate; contrasting shell/base shown with Cottonwood poly shell and Cool Grey base; contrasting fabrics shown with Pallas Textiles Terra Marion (back) and Pallas Textiles Terra Onyx (seat); table shown in River Cherry laminate with Cottonwood poly base.

Learn more about
Sway Lounge
Collection



Printed on FSC® certified paper,
using only vegetable-based inks,
including metallics. Please recycle.



KI is a trusted expert for furniture and wall systems around the globe.

USA | CANADA | MEXICO | UK | EUROPE | ASIA | MIDDLE EAST | AUSTRALIA

1330 Bellevue Street • P. O. Box 8100 • Green Bay, WI 54308-8100 • 1-800-424-2432 • www.ki.com

© 2016 Krueger International, Inc. All Rights Reserved. Code KI-01084R1/KI/PDF/0416
KI and Furnishing Knowledge are registered trademarks of Krueger International, Inc.



Furnishing Knowledge®



connect

endless capabilities for any environment





connect



connect "connects" people

From freestanding to modular, curved to square, Connect applies itself to a wide range of needs: where you work, where you meet, where you learn, where you wait, where you connect.



go grand

Connect's large scale has 30" wide seats with 10" arms. Its robust aesthetic is spacious, comfortable, and creates visual interest in small or large spaces.





keep it petite

As inviting as its larger counterpart, the small scale is 20" wide with 5" arms and caters to intimate spaces including small reception areas, meeting rooms, and private offices.

connect



PAGES 06 & 07



arm styles

Suit your style by choosing between fully upholstered and wood cap arm options.

mix of materials

A unique balance is created between the wood base, plush upholstery, and metal legs. Wood tables reflect the mix of materials as they blend with the metal and glass accents.

where you meet...

Step away from the conference table and take a different approach to the boardroom. Let conversations flow from the comfort of Connect.



connect



where you collaborate...

From the boardroom and into the casual meeting area, configure your space for face-to-face conversations, presentation-style trainings, or videoconferences. Media configurations fit against a wall or in an open space.



media cabinets

Straight and curved media consoles support large flat screen televisions. The acrylic screen conceals the television back when used in open-plan applications.

power accommodation

Seat backs with a stand up surface are available with a power console to charge a laptop or mobile device.



connect



power/data access & media sharing

Your technology needs are covered with power outlets for charging, data ports for network connection, and Dropshare connection for screen sharing and videoconferencing.

dropshare allows up to six users to switch between their tablet or laptop on a single screen within seconds

power/data charges devices and enables network connection

table and base adapts to space planning with round or rectangular options

back panel supports a mounted flat screen to free-up the worksurface

where you interact...

The media activity center (MAC) fuels teamwork by allowing everyone to easily and conveniently share ideas, leading to more productive conversations and getting more out of the end results.



connect



PAGES 12 & 13

upgrade your arm

What more can you ask for from Connect? How about a place to put that cafe latte! Add a spill resistant cupholder to minimize mess. And how about a way to recharge? Connect's electrical is available in the front of the arm so it's out of the way and still convenient.

where you work...

Connect is designed to work with the environment and give purpose to space planning. Huddle configurations with a privacy or high back help direct flow of traffic and provide a secluded area. Have brainstorming conversations without disturbing others, or relax and work without interference.

linking bracket

The under mount linking bracket quickly locks into place and can easily be unfastened to rearrange configurations.



connect



teaming

Successful teamwork comes from the right people in the right environment. Step away from your desk and into a workplace that brings the team together. Pull up a table and chat through a project or kick up your feet and get comfortable while working on that next big idea.

stand up surface

A standing-height surface on the back of the seat acts as a touchdown station when you're on the go, when you want to break away, or when you need more seats in a small footprint.



PAGES 14 & 15

where you work...

The workplace is evolving to a more laid back, social atmosphere. With a relaxed mind and reduced stress, productivity surges. Connect integrates with its surroundings to allow people to interact and ideas to flow.



connect



PAGES 16 & 17



an architectural statement

Connect's adaptable style and functionality complements many different environments, whether it's the startup office or the corporate lobby. Clean lines and forms create a sophisticated architectural statement fit for a Fortune 500 company.

booths & pull up tables

Seek solitude in public locations. Two high-back corners form a booth that provides intimate seating with visual and audible separation for focused conversations. Complete the privacy arrangement with a pull up table that slides over your lap for a convenient workspace.



connect

mix & match

Connect's many purposes combine to make the most of a truly multifaceted space. Incorporate places to collaborate, places to relax, and places to think all in one area. Whether the intention is to be open, to provide privacy, or a combination of both, each element cooperates with the other for a truly productive solution.

where you think...

What more do you need for the higher education commons? Connect's single-seat is ideal for individual studying with a tablet, a cupholder, and power. Booths provide small breakout areas while curved runs accommodate larger study groups.

under mount power

The under mount power unit is field installed so it can be placed where you want, when you want. Use it under seats, tables, or media activity centers.


pivoting tablet

The tablet arm is ideal as a technology or writing surface. When not in use, it rotates 90° to line up flush with the arm.





connect



endless possibilities

Combine seats into small or large runs, sweeping from one area to another with curves in three different diameters, straight units in various widths, and corner units at seat or arm height. When we say the possibilities are endless we mean it.

where you socialize...

Connect has capabilities for any environment, going beyond the workplace and reception areas to accommodate applications from the large atrium to the upscale restaurant to anything you can image.

connect

metal finishes

Powder coat metal legs are available in Soft Nickel, Stardust Silver, and Black Sandtex. Metal accents match the finish selected for the legs.



arm options

The 10" and 5" arm can be fully upholstered or upholstered with a wood arm cap. Options include a metal cupholder and a black or white power console with aluminum trim.



console tables

Wedge tables attach between seating units to make 20°, 30°, and 40° configurations. Rectangular consoles include in-line and end table applications. A 32" square table connects on four sides for seating in all directions.



ottomans & upholstered tables

Round and square ottomans range from 30" to 50" for small, medium, or large configurations. Fully upholstered ottomans create additional seating, while upholstered tables with a wood top provide an additional surface.



18" bench

30.5" low

37.375" mid


44.5" high

51.5" privacy

back heights

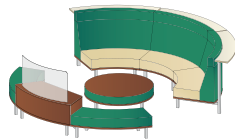
The small scale (20" wide seat) is available in a low height plus bench. The grand scale (30" wide seat), with straight and curved modular units, has four back heights and a bench. Combine different heights for a stepped interest in the configuration.

www.jsifurniture.com





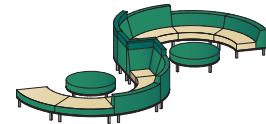
connect



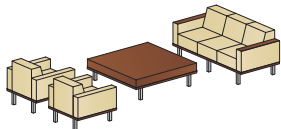
meeting presentation
overall dimensions
161"W 164"D 48"H



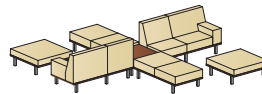
media activity center (MAC)
overall dimensions
60"W 60"D 29"H



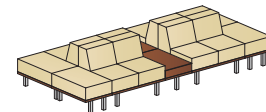
stepped-height serpentine
overall dimensions
300"W 153"D 48"H



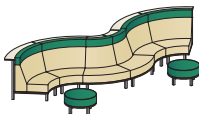
freestanding waiting
overall dimensions
150"W 70"D 34"H



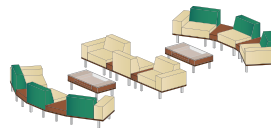
opposite facing
overall dimensions
172"W 152"D 42"H



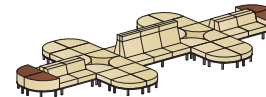
back-to-back
overall dimensions
141"W 64"D 34"H



open curve
overall dimensions
232"W 88"D 54"H



lounge with console tables
overall dimensions
232"W 151"D 34"H



large capacity lounge
overall dimensions
402"W 188"D 54"H

Haworth Collection

LTB™




Infinitely imaginative and stimulating, this handful of simple, modular components gracefully supports evolving workstyles and a wide range of moods.



Le Téo and Blet /

Catherine Le Téo and Thierry Blet share a strong enthusiasm for discovering new ideas, outlooks, people, and places, and mixing these inspirations into their creations. They are known for interior architecture and product design work in office furniture, lighting, perfume, textiles, jewelry, and home interiors. Their interest in African culture led them to design furniture and jewelry fashioned by highly skilled West African craftsmen. The collections were so well received that the company opened a gallery in Paris featuring fine silver, gold, and gemstone jewelry.

Before launching their own studio, Le Téo and Blet both studied at the Camondo School of Arts in Paris.



Based on a clean, symmetric shape that draws people in, LTB elements can be integrated in any direction, allowing users to choose their orientation and how they use the pieces.

LTB Seating

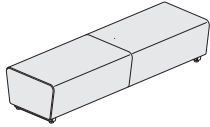
Curved and straight benches, fully or semi-upholstered, can be augmented with cushions and armrests in complementary tones, creating a unique configuration for any setting. Available in two depths for greater application flexibility.

LTB Tables and Bookcase

The LTB family includes linear and X link tables, coffee table, and an open bookcase. Integrated power makes LTB ideal for spurring spontaneous collaboration or providing a relaxed atmosphere for individual work.

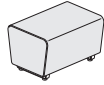


Statement of Line



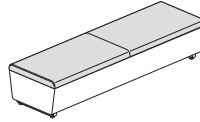
Fully-Upholstered
Straight Bench

Height: 16.7"
Widths: 55.1", 66.9", 70.9", 82.7"
Depths: 19.7", 25.6"



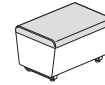
Fully-Upholstered
Straight Bench

Height: 16.7"
Widths: 19.7", 27.6", 31.9"
Depths: 19.7", 25.6"



Semi-Upholstered
Straight Bench

Height: 16.7"
Widths: 55.1", 66.9", 70.9", 82.7"
Depths: 19.7", 25.6"



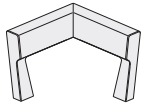
Semi-Upholstered
Straight Bench

Height: 16.7"
Widths: 19.7", 27.6", 31.9"
Depths: 19.7", 25.6"

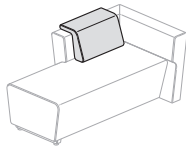


Semi-Upholstered
Curved Bench

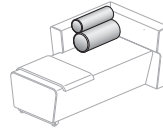
Height: 16.7"
Widths: 55"
Depths: 19.7", 25.6"



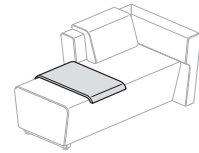
Armrest



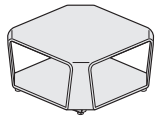
L Shaped Cushion



8 Shaped Cushion

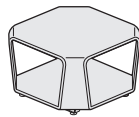


Seating Tray



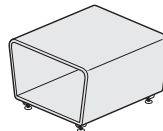
X Link Table

Height: 16.7"
Width: 25.6"
Depth: 25.6"



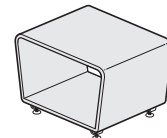
X Link Table

Height: 16.7"
Width: 19.7"
Depth: 19.7"



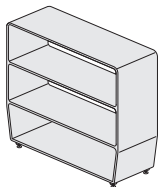
Linear Table

Height: 16.7"
Width: 19.7"
Depth: 25.6"



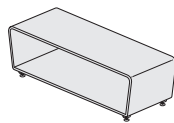
Linear Table

Height: 16.7"
Width: 19.7"
Depth: 19.7"



Bookcase

Height: 47.2"
Width: 55.1"
Depth: 19.7"



Coffee Table

Height: 16.7"
Width: 55.1"
Depth: 19.7"

Haworth Collection™

For more information call 616.393.3139 or
info@haworthcollection.com

Haworth Collection is a registered trademark
of Haworth®, Inc. A division of Haworth
8.13 Item #0111


HAWORTHCOLLECTION.COM

PASSERELLE

Studio B, USA

coalesse®

Timeless transitional.
Created with hospitality in mind, Passerelle embodies a timeless design in rich tradition and elegance that has transcended its anticipated audience to find use in every application.



———— The slender grace of the wood base and slight cant of the seat provide an inviting place to rest and collaborate.

———— The addition of a spectacular collection of simple, yet sophisticated, wood tables and assorted ottomans that are unlimited options for any environment.





PRODUCT SPECS
DETAILS

Product Features

- Back/arm detail (A)
- Table detail (B)
- Bench detail (C)
- Optional Interport power/data module (D)
- Optional contrasting table top

Details

Dimensions

1. Chair: 27"D 30.5"W 29"H
2. Loveseat: 27"D 56.5"W 29"H
3. Sofa: 27"D 72.75"W 29"H
4. Ottoman: 17"D 17"W 17"H
5. Ottoman: 20"D 26"W 17"H
6. Ottoman: 36"D 36"W 17"H
7. Bench: 30"D 60"W 17"H
8. Bench: 40"D 40"W 17"H
9. Bench: 20"D 60"W 17"H
10. Table: 24"D 24"W 17"H
11. Table: 24"D 24"W 21"H
12. Table: 16"D 48"W 30"H

Surface Materials

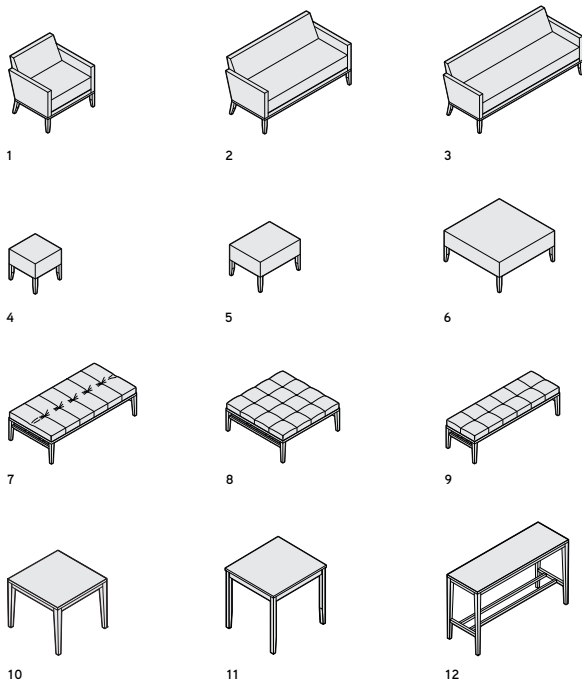
Seating:

All approved Maharam, DesignTex and Select Luna graded-in and COM. Elmo leathers and COL.

Tables:

Chair base and tables available in Coalesse hardwood stains.

Product Features



Dess



Loewenstein.



202141
Lounge Chair
27w x 29d x 34h | 17.5sh



202041
Armless Lounge Chair
27w x 29d x 34h | 17.5sh



202142
Loveseat
49w x 29d x 34h | 17.5sh



202042
Armless Loveseat
49w x 29d x 34h | 17.5sh




202143
Sofa
71w x 29d x 34h | 17.5sh



202043
Armless Sofa
71w x 29d x 34h | 17.5sh

Reno®

Lounge



NATIONAL®

Furniture with Personality®

Iconic style, melting comfort and versatility galore,
Reno does lounge like no other.



Reno® Lounge Seating, Momentum Impact Chocolate, Textus Linq Nest and Momentum Exes Clarity, Honey Finish
Myriad™ End Table, Glass Top Kit, Honey Finish
WaveWorks® Media Components, Honey Finish

Reno. Attractiveness is bringing style, versatility, value and undeniable comfort all together.



From big, open areas to more intimate settings and everything in between, Reno's uncanny ability to anchor a space or blend beautifully in its design surroundings adds credibility to its popularity. The smooth curves and plush appeal provides a welcoming vibe that people gravitate towards. Statement making wood arms, collaborative armless and mobile options along with Reno slim models create smart, stunning and versatile lounge options for today's formal and informal spaces. Creating environments to collaborate, learn, interact and focus are essential and achievable with the Reno lounge collection.



Reno® Bench Seating, Flock Sky, Platinum Metallic
Reno® Lounge Seating, Maharam Rove Nasturtium, Platinum Metallic
Reno® Occasional Tables, Brighton Laminate, Platinum Metallic





Reno® Bench Seating, Maharam Venn Thunder, Satin Nickel Metallic
 Reno® Lounge Seating, Maharam Tread Primal and Momentum Tread Captain, Satin Nickel Metallic
 Reno® Occasional Tables, Sable Laminate, Satin Nickel Metallic
 Universal Personal Table, Sable Laminate, Satin Nickel Metallic



Reno® Lounge Seating, Arc-Com Terrain Sand, Sable Finish
 WaveWorks® Casegoods, Sable Laminate
 Staccato™ Occasional Table, Sable Laminate, Satin Nickel Metallic



Learn. Laugh. Lounge.

Reno offers the innate attraction of welcoming comfort coupled with iconic styling. With a breadth of features like power, cup holders, and mobile benches, Reno is well-suited to perform in everyday business settings and among the unique activities and requirements often found in healthcare and education environments. Heightened by smart options like your choice of arm and leg styles, tablet arms, contrasting fabrics, and fixed or removable seat cushions, Reno pleases the mind as much as the eye. Plus, mix and match between, single, 2 1/2 and 3 seat lounges with National's extensive line of performance upholsterys to accommodate flow and resiliency in high-traffic areas.



Reno® Lounge



One Seat Lounge
N32AAM Metal Legs (Shown)
N32AAW Wood Legs
D35" W35" H33"



One Seat Lounge Wood Arms
N32TAAW
D35" W32" H33"



One Seat Lounge Armless
N32MAAM Metal Legs (Shown)
N32MAAW Wood Legs
D35" W23" H33"



One Seat Lounge Mobile
N32BBM Metal Legs (Shown)
N32BBW Wood Legs
D35" W35" H33"



One Seat Lounge Mobile Armless
N32MBBM Metal Legs (Shown)
N32MBBW Wood Legs
D35" W23" H33"



2 1/2 Seat Lounge
N32HHM Metal Legs (Shown)
N32HHW Wood Legs
D35" W68" H33"



2 1/2 Seat Lounge Wood Arms
N32THHW
D35" W65" H33"



2 1/2 Seat Lounge Armless
N32MHHM Metal Legs (Shown)
N32MHHW Wood Legs
D35" W68" H33"



Three Seat Lounge
N32LLM Metal Legs (Shown)
N32LLW Wood Legs
D35" W78" H33"



Three Seat Lounge Wood Arms
N32TLLW
D35" W76" H33"



Three Seat Lounge Armless
N32MLLM Metal Legs (Shown)
N32MLLW Wood Legs
D35" W67" H33"

Reno® Lounge (Slim Models)



One Seat Lounge
N32SAAM Metal Legs (Shown)
N32SAAW Wood Legs
D31" W32" H33"



One Seat Lounge Wood Arms
N32STAAW
D31" W29" H33"



One Seat Lounge Armless
N32SMAAM Metal Legs (Shown)
N32SMAAW Wood Legs
D31" W23" H33"



One Seat Lounge Mobile
N32SBBM Metal Legs (Shown)
N32SBBW Wood Legs
D31" W32" H33"



One Seat Lounge Mobile Armless
N32SMBBM Metal Legs (Shown)
N32SMBBW Wood Legs
D31" W23" H33"



2 1/2 Seat Lounge
N32SHHM Metal Legs (Shown)
N32SHHW Wood Legs
D31" W65" H33"



2 1/2 Seat Lounge Wood Arms
N32STHHW
D31" W62" H33"



2 1/2 Seat Lounge Armless
N32SMHHM Metal Legs (Shown)
N32SMHHW Wood Legs
D31" W56" H33"



Three Seat Lounge
N32SLLM Metal Legs (Shown)
N32SLLW Wood Legs
D31" W76" H33"



Three Seat Lounge Wood Arms
N32STLLW
D31" W73" H33"



Three Seat Lounge Armless
N32SMLLM Metal Legs (Shown)
N32SMLLW Wood Legs
D31" W67" H33"

Reno® Benches



One Seat Bench
N32KKM Metal Legs (Shown)
N32KKW Wood Legs
D24" W24" H18"



Mobile One Seat Bench
N32KKC
D24" W24" H18"



2 1/2 Seat Bench
N32HKM Metal Legs (Shown)
N32HKW Wood Legs
W65" D24" H18"



Three Seat Bench
N32LKM Metal Legs (Shown)
N32LKW Wood Legs
W76" D24" H18"

Reno® Occasional Tables



Round End Table
Wood or Laminate
W24" D24" H21"



Square End Table
Wood or Laminate
W24" D24" H21"



Round Coffee Table
Wood or Laminate
W37" D37" H17"



Square Coffee Table
Wood or Laminate
W36" D36" H17"



Magazine Table
Wood or Laminate
W48" D24" H17"


Reno® Features and Options




Fixed Seat Cushion



Removable Seat Cushion
Available on select models




Wood Leg
Available in National's wood finishes plus Designer White and Cinder paints



Cinder Leg



Platinum Metallic Leg



Satin Nickel Metallic Leg



Wood Tablet Arm
Available in National's wood finishes plus Designer White and Cinder paints; Not available on wood arms



Thermofoil Tablet Arm
Available in black only; Not available on wood arms



Cup Holder
Available in black only; Not available on Slim models



Bench Mobility Features
Roll control casters provide ease of mobility



Lounge Mobility Features
Handle on back with front casters provides ease of mobility; Handle available in Cinder, Platinum Metallic and Satin Nickel Metallic; Mobility available on one seat lounge models



Lounge Power Grommet
Features two power outlets and two USB ports; Black or Silver



Table Power Grommet (G12)
Features two power outlets, two USB ports, and one blank data port; or 2 power outlets and 2 blank voice/data ports; Black or Silver



Table Power Grommet (G17)
Includes one power outlet and two USB ports; one power outlet and one blank voice/data port; or two power outlets; Black or Silver



Table Power Grommet (G23)
Features two power outlets and two USB ports; Black or Silver




Contrasting Fabric
Available on back, seat and arms




Custom Embroidery Available

Please reference the National® Seating Price List or our website at www.NationalOfficeFurniture.com for additional product information.

Reno® Wood Finishes



Reno® Laminates



Reno® Metal Colors



Shown on the Cover

Reno® Lounge Seating (Slim Arm Models), Arc-Com Terrain Sand, Acorn Finish
WaveWorks® Bookcases, Acorn Laminate


Please reference the National® Seating Price List or our website at www.NationalOfficeFurniture.com for additional product information.



NATIONAL | Furniture with Personality®

www.NationalOfficeFurniture.com

1205 Kimball Boulevard, Jasper, IN 47549
800.482.1717 Fax 812.482.8800
© Kimball International, Inc. 2014
Printed in the USA
Form No. NBRREN Ver. 14
A Unit of Kimball International



To protect the environment, this brochure is printed on FSC® Certified paper using SOYOIL™ inks.



Swift™

Modular Lounge

NATIONAL | Furniture with Personality®

From whimsical to sophisticated, Swift modular lounge goes with the flow of your organization... and performs fabulously for you all the way.



Swift™ Lounge Seating and Occasional Tables, Maharam Melange Tweed Tweed, Platinum Metallic, Natural Finish
Myriad™ Cylinder Tables, Natural Finish
WaveWorks® Bookcases, Natural Finish

Swift Modular Lounge Collection. Designed for today's active environments.



With plush comfort and a smooth profile, Swift's inviting demeanor welcomes guests, students and co-workers to take a seat to work, share, socialize or just catch up on today's happenings. Swift's simple versatility creates a unique freedom to design functional, attractive lounge accommodations ideal for lobbies, reception areas, cafés, common areas, collaborative touchdown spaces, and so much more. Endless configurability, coupled with contrasting fabrics and wood and metal accents in an array of finishes, Swift invigorates spaces with exceptional quality and sustainability as it earns SCS Indoor Advantage™ Gold and level® 3 certifications which can contribute towards a LEED® Green Building rating. With its limitless flexibility and propensity for fresh, fun spaces, Swift is the epitome of Furniture with Personality®.



Swift™ Lounge Seating and Occasional Tables, Arc-Com Fanfare Citron and Arc-Com Mystique Citrine, Polished Aluminum, Judicial Finish
Myriad™ Cylinder Table, Judicial Finish






Swift™ Lounge Seating, Pallas Sheepish Smoke and Showcase Jet, Platinum Metallic, Cinder Finish
Myriad™ Glass Top Tables, Platinum Metallic Finish

Zig, zag or straight up.

Freestanding or ganging, Swift is a model of versatility to realize ideal accommodations with incredible creativity. Start with one-, two- and three-seat benches and lounges and play it straight or zig a little here and zag a little there with 30°, 45° and 90° pieces. Add even more pizzazz or subtle touches with contrasting fabric options that standout or blend in with your organization's personality. And, trimmed with the warmth of wood and the coolness of metal accents, Swift is your "looks good in anything" type of product.



Swift™ Lounge Seating, Maharam Layers Vineyard Small Ochre/White and Momentum Solace Gilded, Platinum Metallic, Sable Finish
Staccato™ Occasional Tables, Sable Laminate, Platinum Metallic Finish
Epic™ Entertainment Credenza, Sable Laminate
Universal Media Wall and Personal Table, Sable Laminate



Swift™ Lounge Seating and Tables, Ridge Sunset, Acorn Laminate, Satin Nickel Metallic, Acorn Finish
 Whimsy™ Impromptu Seating, Arc-Com Campus Stripe Beach and Momentum Solace Nickel, Ridge Sunset,
 Momentum Solace Nickel and Maharam Repeat Dot Ring Robin
 Toss™ Accent Pillows, Arc-Com Campus Stripe Beach and Ridge Sunset
 Wedges and Cushions, Ridge Sunset
 Staccato™ Coffee Tables, Acorn Laminate and Satin Nickel Metallic
 Epic™ Casegoods, Acorn Laminate



Swift™ Lounge Seating and Occasional Tables, Brentano Graph-JC HalfTone, Satin Nickel Metallic, Mocha Finish
 Myriad™ Magazine Tables, Palisander Laminate, Satin Nickel Metallic Finish





Swift™ Lounge Seating and Occasional Tables, Momentum Torque Tropicalia and Momentum Soma Eco, Platinum Metallic, Caramel Finish
 Jiminy® Nesting Seating, Arc-Com Silverado Lime, Platinum Metallic
 WaveWorks® Tables, Caramel Laminate

Space, pace and face of the company.

Space is precious today. Swift can withstand the high traffic, long hours and multi-use applications found through corporate life as well as healthcare, education, government and finance settings. And, retail applications such as auto dealerships and malls as well as churches have found Swift to be a great fit for their needs. Whether in full on the go mode, or in more relaxed atmospheres, Swift keeps pace with the people you interact with. Plus, Swift makes a great brand spokesperson with a custom embroidery option where you can add your logo or other messages to your selections. Just in case you need another face of the company!



Swift™ Lounge Seating, Arc-Com Spirit Stone, Platinum Metallic, Truffle Finish
 Whimsy™ Impromptu Seating, Momentum Max Coquito, and Stinson Bass Line Tuxedo
 Toss™ Accent Pillows, Momentum Max Coquito, and Stinson Bass Line Tuxedo
 Corian® Tables, Glacier White



Swift™ Lounge Seating, Mayer Fabrics Primo Flax, Satin Nickel Metallic, Truffle Finish
Myriad™ Cylinder Table, Truffle Finish, Corian® Glacier White Top Kit

Relax. Swift puts custom-fit comfort within easy reach.



Wrap around a column, stretch down a hallway, discover an island,
build a campfire or monogram your lobby,
experience the “so much more” of Swift modular lounge.



Swift™ Lounge Seating and Occasional Tables, Mayer Fabrics Pastime Graphite and Maharam Micro Brew, Cinder, Cordovan Finish



Swift™ Models



One Seat Lounge
Static or Mobile
W32" D30" H32½"



**One Seat Lounge
Single Arm**
Left Arm or Right Arm
W29¼" D30" H32½"



**One Seat Lounge
Armless**
Static or Mobile
W26½" D30" H32½"



One Seat Bench
Static or Mobile
W26½" D30" H19¼"



Two Seat Lounge
W58½" D30" H32½"



**Two Seat Lounge
Single Arm**
Left Arm or Right Arm
W55¼" D30" H32½"



**Two Seat Lounge
Armless**
W53" D30" H32½"



Two Seat Bench
W53" D30" H19¼"



Three Seat Lounge
W85" D30" H32½"



**Three Seat Lounge
Single Arm**
Left Arm or Right Arm
W82¼" D30" H32½"



**Three Seat Lounge
Armless**
W79½" D30" H32½"



Three Seat Bench
W79½" D30" H19¼"



90° Inside Corner
W50½" D30" H32½"



45° Inside Corner
W32½" D32½" H32½"



30° Inside Corner
W25¾" D32" H32½"



90° Outside Corner
W49" D33½" H32½"



45° Outside Corner
W33½" D33½" H32½"



30° Outside Corner
W27" D31" H32½"

Swift™ Ganging Occasional Tables



Small End Table
Wood or Laminate
W14" D28" H16½"



90° Table
Wood or Laminate
W28" D28" H16½"



30° Table
Wood or Laminate
W25" D30¼" H16½"



45° Table
Wood or Laminate
W31½" D32¼" H16½"




Coffee Table
Wood or Laminate
W36" D36" H13¼"



Console Table
Wood or Laminate
W50" D18" H33½"

Swift™ Freestanding Occasional Tables

Swift™ Features and Options



Decorative Hardwood Trim
Available in National's wood finishes plus Designer White and Cinder paints



Polished Aluminum Base



Platinum Metallic Base



Satin Nickel Metallic Base



Cinder Base



Roll Control Casters



Wood Tablet Arm
Available in National's wood finishes plus Designer White and Cinder paints



Thermofoil Tablet Arm
Available in black only



Contrasting Fabric



Custom Embroidery Available



Gang Chair-to-Chair



Gang Chair-to-Table



Gang Table-to-Table


Swift™ Wood Finishes



IM Brighton



NM Natural




HN Honey



CL Caramel



793 Acorn



792 Sable



TF Truffle



AC Autumn



MC Amber



CW Cordovan



DW Judicial



MH Mocha



405 Designer White Paint



462 Cinder Paint

Swift™ Laminates



IM Brighton



NM Natural



HN2 Honey



CL Caramel



793 Acorn



792 Sable




TF Truffle



AC2 Autumn



MC Amber



CW Cordovan



DW Judicial



MH Mocha



791 Palisander



405 Designer White



462 Cinder



Swift™ Lounge Seating and Occasional Tables, Mayer Fabrics Charcoal Primo and Essence/Ultraleather™ Red, Platinum Metallic, Natural Finish
Myriad™ Cylinder Table, Natural Finish

Shown on the Cover


Swift™ Lounge Seating and Occasional Table, Arc-Com Fanfare Citron and Arc-Com Mystique Citrine, Polished Aluminum, Judicial Finish
Myriad™ Cylinder Table, Judicial Finish



NATIONAL | Furniture with Personality®

www.NationalOfficeFurniture.com

1205 Kimball Boulevard, Jasper, IN 47549
800.482.1717 Fax 812.482.8800
© Kimball International, Inc. 2013
Printed in the USA
Form No. NBR5WI Ver. 15
A Unit of Kimball International



To protect the environment, this brochure is printed on FSC® paper using low VOC, vegetable oil based inks.

2018



ARKANSAS TECH
UNIVERSITY

ki
krug
martin brattrud

lounge|benches

Kurv™

Bench

versatile | stylish | eclectic



BLU
SKY
COLLECTION





Kurv™ Bench

The Kurv bench features classic design with simple, timeless form. Metal, wood, glass and upholstered options provide an eclectic mix of materials that come together to create an elegant approach to bench seating.

This contemporary collection is not only versatile and flexible but is also a beautiful example of exceptional craftsmanship and quality.

The Kurv bench provides an arched back support, smooth lines and contours and clean architectural style. Offered in straight or angled configurations with standard or tufted upholstery, the Kurv bench adds attractive inspiration to any environment.

Designed by Boss Design.

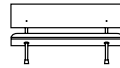
Specifications



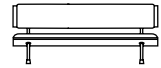
Kurv Chair
29W 29D 33H



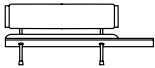
Kurv Bench
(backless)
48, 60, or 78W
24 or 29D 17H



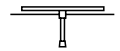
Kurv Bench
(wood back)
48, 60, or 78W
29D 33H



Kurv Bench
(upholstered back)
48, 60, or 78W
29D 34H



Kurv Bench with
Glass Table
(backless, wood or
upholstered back)
78W 29D 34H



Kurv Corner
Table (wood)
26W 26D 13H



Kurv Corner
Seat (upholstered)
29W 29D 17H



Kurv's back support tube is tapered to follow the curve of the bench back and attaches from the front with a single, flush-mounted bolt.



The glass table offers a sophisticated option for your bench. Also available in a wood veneer beveled top.



Optional quilted tufting offers a unique aesthetic and adds elegant, upscale appeal to the Kurv Bench.

Learn more about
Kurv Bench



Printed on FSC® certified paper
using only vegetable-based inks,
including metallics. Please recycle.



KI is a trusted expert for furniture and wall systems around the globe.
USA | CANADA | MEXICO | UK | EUROPE | ASIA | MIDDLE EAST | AUSTRALIA

1330 Bellevue Street • P. O. Box 8100 • Green Bay, WI 54308-8100 • 1-800-424-2432 • www.ki.com

© 2015 Krueger International, Inc. All Rights Reserved. Code KI-00620R5/KI/IP/0815
KI and Furnishing Knowledge are registered trademarks of Krueger International, Inc.

BLU
SKY
COLLECTION



CARLYLE BENCH



CAR5-2-1



CAR5-3-1



Carlyle Bench completes the lounge and occasional table collection. The Carlyle design extends into one, two and three seat options and numerous occasional tables.

Krug offers an extensive range of furnishings for private office and conferencing, and a comprehensive seating collection. A company-wide program is in place to reduce the impact of our products and processes on the environment. For a copy of this program, or more information about our products, please contact your local Krug representative, or Krug Customer Service.

krug

krug

solutions@krug.ca | www.krug.ca | 1.888.578.KRUG



The clean classic lines of the upholstered Carlyle Bench is offset by the gentle angle of the seat.



Button detail



Intricate stitch detailing

Martin Bratrud


BENCH & OTTOMAN
COLLECTIONS



BENCH & OTTOMAN COLLECTIONS

Martin Bratrud offers an exclusive range of bench and ottoman options – from formal to fun and casual to chic – complementing any range of lounge environment. Each piece is a tribute to Martin Bratrud’s commitment to master craftsmanship and elegant design sensibility.

Refer to the Martin Bratrud Price List for complete specifications and options.



Q-Bitz	4
Occhio	6
Prestwick	7
Shannon	7
St. Germain	7
Lundin	8
Flex	10
Kinsale	10
Stonehenge	10
Bristol	11
Braemar	12
Sterling	12
Gleneagles	12
One	13
Ballybunion	14
Augusta	14
Baltusrol	14
Adare	14
Edinburgh	15
Cypress	15
Links	15
Canterbury	15
Carmel	15

Q-BITZ COLLECTION

L O P K

Style 3255-02LC
Large Round Ottoman
36" dia x 18"h
Shown with polished
chrome base

Style 3255-02SC
Small Round Ottoman
18" dia x 18"h
Shown with polished
chrome base

Style 3225-02O
Oval Ottoman
42"w x 24"d x 18"h
Shown with polished
chrome base



Style 3255-02K
Kidney Ottoman
36" w x 24" d x 18" h

Style 3255-02S
Small Square Ottoman
18" w x 18" d x 18" h
Shown with wood legs



L O P K

Style 3255-04RM
Rectangle Ottoman
48" w x 22" d x 18" h
Shown with polished
chrome legs

Style 3255-04CM
Round Ottoman
24" dia x 18" h
Shown with polished
chrome legs





ABOVE, L to R

Style 3255-02S
Small Square Ottoman
18" w x 18" d x 18" h

Style 3255-03RT
Rectangle Ottoman
36" w x 18" d x 18" h
Shown with tablet top

BELOW, L to R

Style 3255-02LS
Large Square Ottoman
36" w x 36" d x 18" h
Shown with blind tufted
top detail

Style 3255-02S
Small Square Ottoman
18" w x 18" d x 18" h
Shown with cross-stitch
top detail

Style 3255-03RT
Rectangle Ottoman
36" w x 18" d x 18" h
Shown with tablet top





OCCHIO COLLECTION

ABOVE & BELOW

Style 640-02
Ottoman
28" w x 28" d x 16.5" h

ABOVE

Style 640-60B
Bench - 60"
60" w x 28" d x 16.5" h

BELOW

Style 640-48B
Bench - 48"
48" w x 28" d x 16.5" h



L to R

Style 870-58B
Bench
58" w x 22" d x 18" h

Style 870-58BA
Bench with Arms
58" w x 22" d x 24" h
seat height: 18"

PRESTWICK COLLECTION



L to R

Style 860-02
Ottoman
27" w x 21" d x 18.5" h

Style 860-58B
Bench
58" w x 21" d x 18.5" h

SHANNON COLLECTION



L to R

Style 540-02
Ottoman
25.5" w x 25.5" d x 18" h
Shown with tufted seat
cushion

Style 540-56B
Bench
56" w x 25.5" d x 18" h

ST. GERMAIN COLLECTION



LUNDIN COLLECTION



LEFT, L to R

Style 1005-24BR
Rectangle Bench – 24”
24”w x 18”d x 18”h
Shown with classic detail cushion,
satin stainless steel base

Style 1005-48BR
Rectangle Bench – 48”
48”w x 18”d x 18”h
Shown with blind tufted cushion,
satin stainless steel base

Style 1005-24BC
Round Bench – 24”
24”w x 24”d x 18”h
Shown with cross-stitch cushion,
satin stainless steel base

BELOW, L to R

Style 1005-42BS
Square Bench – 42”
42”w x 42”d x 18”h
Shown with classic detail cushion,
polished stainless steel base

Style 1005-72BR
Rectangle Bench – 72”
72”w x 18”d x 18”h
Shown with classic detail cushion,
polished stainless steel base

Style 1005-20BC
Round Bench – 20”
20”w x 20”d x 18”h
Shown with classic detail cushion,
polished stainless steel base

ALSO AVAILABLE

Style 1005-36BR
Rectangle Bench – 36”

Style 1005-60BR
Rectangle Bench – 60”

Style 1005-24BS
Square Bench – 24”

Style 1005-36BS
Square Bench – 36”



FLEX COLLECTION

Style 802-02C

Ottoman
25" w x 25" d x 18" h
Shown with silver base - L
shown with black base - R



KINSALE COLLECTION

L to R

Style 707-02
Round Ottoman
26" dia x 17.5" h

Style 707-58BR
Racetrack Bench
58" w x 22" d x 17.5" h



STONEHENGE COLLECTION

L to R

Style 915-06R
Large Round Ottoman
30" dia x 17.5" h
Shown with brushed
chrome legs

Style 915-06S
Large Square Ottoman
30" w x 30" d x 17.5" h
Shown with brushed
chrome legs

Style 915-48B
Rectangle Bench - 48"
48" w x 22" d x 17.5" h
Shown with brushed
chrome base





ABOVE, L to R

Style 247-62L
 Wedge Bench with Back
 49" w x 25.5" d x 18" h
 Shown with polished
 chrome legs

Style 247-50L
 Sofa
 50" w x 25.5" d x 18" h
 Shown with table attachment,
 polished chrome legs

Style 247-02
 Ottoman
 25.5" w x 25.5" d x 18" h
 Shown with table attachment,
 polished chrome legs

BRISTOL COLLECTION

BELOW, L to R

Style 247-02
 Ottoman
 25.5" w x 25.5" d x 18" h
 Shown with polished
 chrome legs

Style 247-52B
 Bench
 50" w x 25.5" d x 18" h
 Shown with polished
 chrome legs

Style 247-50L
 Sofa
 50" w x 25.5" d x 18" h
 Shown with polished
 chrome legs



BRAEMAR COLLECTION

L to R

Style 785-02
Ottoman
28" w x 24" d x 17.5" h
Shown with polished
chrome base

Style 785-58B
Bench
58" w x 24" d x 17.5" h
Shown with polished
chrome base



STERLING COLLECTION

L to R

Style 270-02S
Square Ottoman
30" w x 30" d x 18" h
Shown with polished
chrome legs

Style 270-02R
Round Ottoman
30" dia x 18" h
Shown with polished
chrome legs



GLENEAGLES COLLECTION

L to R

Style 840-02
Ottoman
30" w x 31" d x 17" h
Shown with polished
chrome base

Style 840-58B
Bench
58" w x 22" d x 17" h
Shown with polished
chrome base





ABOVE

Style 630-99B
 Low Bench - 99"
 99" w x 33" d x 15.5" h
 Shown with polished chrome
 platform and base

BELOW, L to R

Style 630-66B
 Low Bench - 66"
 66" w x 33" d x 15.5" h
 Shown with wood platform
 and brushed chrome base

Style 630-33O
 Low Ottoman
 33" w x 33" d x 15.5" h
 Shown with polished chrome
 platform and base

ONE COLLECTION



BALLYBUNION COLLECTION

L to R

Style 1207-02
Ottoman
32" w x 24" d x 17.5" h

Style 1207-60B
Bench
60" w x 22" d x 18.5" h



AUGUSTA
COLLECTION

Style 370-02
Ottoman
28" w x 23" d x 16.5" h

BALTUSROL
COLLECTION

Style 340-02
Ottoman
32" w x 24" d x 17" h



ADARE COLLECTION

L to R

Style 880-02
Ottoman
29" w x 24" d x 17.5" h

Style 880-58B
Bench – 58"
58" w x 24" d x 17.5" h



EDINBURGH
COLLECTION

Style 260-02
Ottoman
28" w x 22" d x 18" h



CYPRESS
COLLECTION

Style 820-02
Ottoman
31" w x 24" d x 16" h



LINKS COLLECTION

L or R
Style 290-02
Ottoman
31.5" w x 34" d x 16.5" h

Style 290-48B
Bench
48.5" w x 34" d x 16.5" h



CANTERBURY
COLLECTION


Style 945-02
Ottoman
31" w x 24" d x 17" h



CARMEL
COLLECTION

Style 702-60B
Bench with Arms
60" w x 21" d x 26" h
seat height 19"





Martin Bratrud 1224 West 132nd Street Gardena, California 90247
tel 323 770.4171 fax 323 770.4503
www.martinbratrud.com

Shown above and front cover: Bristol Collection benches.

2018



ARKANSAS TECH UNIVERSITY

coalesse chord
haworth very conference
krug C5
9to5 Cosmo

conference room|seating

mahg

FURNITURE STANDARDS-

conference room seating|[coalesse](#)

mahgarchitecture

CHORD

Michael Shields, USA



coalesse®

Chord
Michael Shields, USA – 1993

Clean Aesthetic.

Chord provides elegant conferencing and executive seating designed for comfort and mobility.



Double-needle stitching outlines the simple yet elegant design. A striking accent welt flows across the back and down the arms. The supportive back boasts an ergonomic suspension system for support.

The optional back and seat pillow top wrap over the seat edge for added comfort.

Built-in passive ergonomic curvature of the back makes this design well-suited for long-term conferencing.



Chord executive seating / CH327 Dining Table



Chord Mid Back seating / Host table and credenza

PRODUCT SPECS

DETAILS

Product Features

1. Conference Narrow with Urethane or Aluminum Arms

- Back / arm detail (A)
- Resin arm detail (B)
- Optional pneumatic height adjustment, tilt swivel with tilt tension and tilt lock out. (E)
- Optional aluminum arm (G)

2. Midback with Urethane or Aluminum Arms

- Slim back detail (D)
- Frame: hardwood plywood
- Standard 5-star black resin base; optional polished aluminum (F)
- Aluminum arm (G)

3. Midback with with Pillow Upholstery and Urethane or Aluminum Arms

- Pillow back detail (C)
- Slim back detail (D)
- Frame: hardwood plywood
- Standard 5-star black resin base; optional polished aluminum (F)
- Aluminum arm (G)

4. Highback Narrow with Urethane or Aluminum Arms

- Standard 5-star black resin base; polished aluminum optional
- Optional caster/ polished base detail (F)
- Frame: hardwood plywood
- Aluminum arm (G)

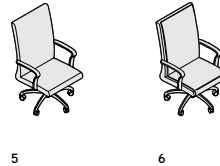
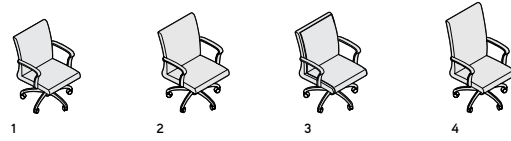
5. Highback Large Scale with Urethane or Aluminum Arms

- Standard 5-star black resin base; optional polished aluminum base (F)
- Frame: hardwood plywood
- Aluminum arm (G)

6. Highback Large Scale with Pillow Upholstery and Urethane or Aluminum Arms

- Pillow back detail (C)
- Standard 5-star black resin base; optional polished aluminum base (F)
- Frame: hardwood plywood
- Aluminum arm (G)

Product Features



Details

Dimensions

Conference Narrow:

Overall: 26.5"D x 26.5"W x 36"-39"H, Inside: 18"D 20"W 18.5"H
Seat: 18 1/2"-21.5"H Arm: 25.75"-28.75"H

Midback:

Overall: 26.5"D x 26.5"W x 38"-41"H, Inside: 19"D x 21.5"W x 21.5"H
Seat: 21.5"H Arm: 25.75"-28.75"H

Midback with Pillow Upholstery:

Overall: 26.5"D x 26.5"W x 38"-41"H, Inside: 18.5"D x 21.5"W x 19"H
Seat: 19"-22"H Arm: 25.75"-28.75"H

Highback Narrow:

Overall: 26.5"D x 26.5"W x 44.5"-47.5"H, Inside: 18"D x 20"W x 18.5"H
Seat: 18.5"-21.5"H Arm: 25.75"-28.75"H

Highback Large Scale:

Overall: 26.5"D x 26.5"W x 47"-50"H, Inside: 19"D x 21.5"W x 18.5"H
Seat: 18.5"-21.5"H Arm: 25.75"-28.75"H

Highback Large Scale with Pillow Upholstery:

Overall: 26.5"D x 26.5"W x 47"-50"H, Inside: 19"D x 21.5"W x 19"H
Seat: 19"-22"H Arm: 26.75"-28.75"H

Surface Materials

Upholstery:

All approved graded-in, see Coalesse fabric database, COM, ELMO leathers and COL.

Base:

Black resin and optional polished aluminum.

Item # 13-0000590 9/13 ©2013 Steelcase. All specifications subject to change without notice. Printed in the USA.
Trademarks used herein are the property of Steelcase Inc. or of their respective owners.



mahg

FURNITURE STANDARDS-

conference room seating|haworth

mahgarchitecture

Very®

Task and Collaborative Seating



A MORE SUSTAINABLE, MULTI-DIMENSIONAL
SEATING FAMILY BORN OUT OF GLOBAL
DESIGN AND SCIENCE-LED COMFORT, VERY'S
PROFILE INCLUDES A BROAD APPLICATION

EXPERIENCE VERY

RANGE, FANTASTIC SCOPE OF COLOR, ESSENTIAL
ERGONOMICS, AND COMFORT — ALL AT A
SENSIBLE PRICE. THIS AWARD-WINNING FAMILY
IS SURE TO INJECT LIFE INTO ANY SPACE.





Very Conference with Tetro Back—Patent Pending



VERY SMART

By incorporating ergonomics and work style knowledge, Very provides the ultimate in comfort. For instance, the Conference and Seminar models intelligently support users through a unique intuitive recline. Or, available on the Conference, Seminar, and Side models, the innovative, industry-leading Very Tetro™ back mixes materials for a feel good experience that is also functionally easy to clean and highly durable.

Shown Above: Very Conference with Intuitive Recline





The sleek Very Task chair's intelligent platform extends its reach from simple elegance to high-intensity performance. Its best-in-class features include an optional asymmetrical lumbar and four-dimensional arms for healthy seating.

VERY VERSATILE


With models and options to support a variety of task and collaborative needs, Very works to bring consistency throughout an organization. Featuring chairs perfect for corner offices, conferencing, cafeterias, medical centers, classrooms—and all points in between—Very can operate in a wide range of environments.





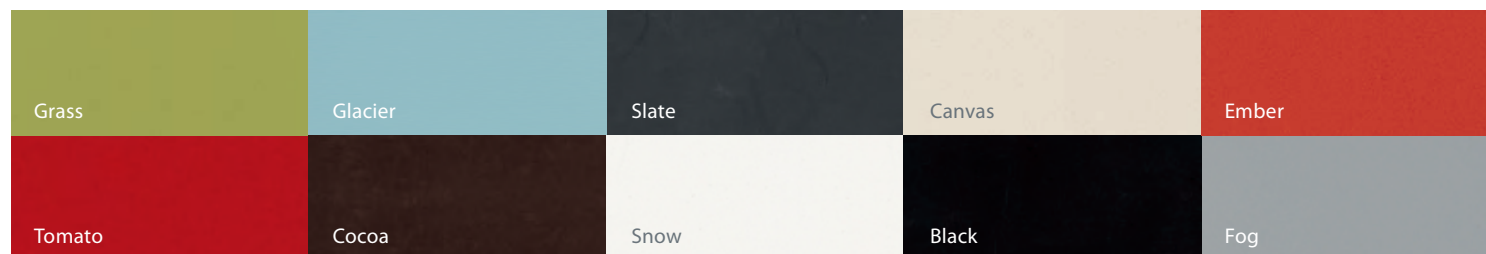
THE FULL SPECTRUM

Whether exuding a quiet sophistication or a colorfully eclectic personality, the Very line can highlight any style with its impressive array of colors.




Perforated back. Allows chair to breathe and promotes flexibility and torsional movement. Available on Conference, Seminar, and Side.

Polymer and Tetro Colors. Available on Conference, Seminar, Side, and Wire Stacker (Polymer Only on Wire Stacker).



Mesh Colors. Available on Task chairs.





Supportive Mesh.
Supports the back while providing breathability and comfort.

Four-Dimensional (4D) Arms (Optional).
To meet the size range of users and their functional needs, Very offers 4D arms that are height-adjustable, front-to-back adjustable, width-adjustable, and pivot. Also available are height-adjustable arms, fixed arms, and armless.

Asymmetrical Lumbar (Optional). Only Haworth offers a side-independent asymmetrical lumbar feature. This is the highest performance available in lumbar support.

Back Lock (Standard) and Forward Tilt (Optional). The back lock is an important feature for users who are more comfortable working in an upright position. A forward tilt of the seat pan and back can support users in task-intensive applications while encouraging a healthy posture.

Tilt-Tension Adjustment (Standard). Unrestricted ability to adjust the tilt tension based on user preference in any position.

Pneumatic Seat-Height Adjustment (Standard).
Accommodates a wide range of users, adjusting 16-21."

Seat-Depth Adjustment (Standard).
3" sliding seat reduces the pressure behind the knees and does not restrict blood flow, encouraging circulation.

FEATURES & SPECIFICATIONS



Task and Conference Bases: Aluminum – Painted Metallic Silver, Painted Metallic Champagne, Painted Metallic Gunmetal, Painted Black, Polished Aluminum | Plastic – Black or Fog

Seminar, Side, Wire Stacker Bases: Painted Metallic Silver, Painted Metallic Champagne, Painted Metallic Gunmetal, Painted Black, Trivalent Chrome

Arm Caps: Black or Fog

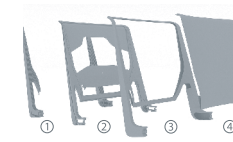
Upholstery: Collaborative Seating – Optional upholstered seat and/or back pad | Tetro Back – Optional upholstered seat | Task Seating – Optional upholstered back jacket



Casters or Glides: Casters – Two-Tone Fog (Hard) or Black (Hard or Soft)
Glides – Fog or Black (Plastic or Felt)



Tetro Back: Using a state-of-the-art process, this innovative one-piece back delivers a soft membrane with a built-in lumbar support, providing users with unexpected comfort and durability at a sensible price. Available on the Conference, Seminar, and Side chairs and stools.



4 Shot Tetro Back Process: Shot 1 – Right and left structural components, provides majority of the back strength; Shot 2 – Connects Shot 1 components at lumbar and shoulders, provides built-in lumbar and upper-back support; Shot 3 – 2 mm encapsulating wall around frame; Shot 4 – Fills in the chair back, provides flexible, durable membrane.



Tablet Arms and Storage Racks: Tablet arms are available on the Seminar, Side, and Wire Stacker chairs. The Side and Seminar tablet arm flips up and folds away for storage, while the Wire Stacker tablet simply flips up for access. The Wire Stacker tablet arm is field retrofitable. The Seminar, Side, and Wire Stacker also have storage racks. The Wire Stacker storage rack is field retrofitable.



Headrest: For tailored executive applications, a headrest is an option on Very Task chairs, providing the user added comfort and support through multiple adjustments.



Ganging: Seminar, Side, and Wire Stacker chairs can gang. Seminar and Side use the above-shown ganging bracket and gang arm chair-to-armless, armless-to-armless, and arm chair-to-arm chair. The Wire Stacker uses a ganging clip and gangs arm chair-to-armless and armless-to-armless.



Stacking: Wire Stacker chairs stack 40 high on the available stacking cart and 10 high on the floor. Seminar and Side chairs stack 8 high on their cart and 5 high on the floor. Wire Stacker stools stack 10 high on the floor. Side stools stack 5 high on the floor.



Stool: For high-top table applications, a stool version is available on the Wire Stacker, Side, and Conference models.

mahg

FURNITURE STANDARDS-

conference room seating|krug

mahgarchitecture



Sleek and contemporary, C5 is lightly scaled and easy to move within, yet plush and comfortable. For those who appreciate the warmth, back support and ergonomic properties provided by contoured upholstery and dual-density cushioning, C5 is an ideal solution. Designed for both desk and conferencing applications, its been engineered to achieve an optimal balance between light scale and sitting comfort.



Highly-skilled workmanship in its sewing and upholstery details give C5 the look and feel of custom-made seating, and long-lasting durability. The contoured waterfall front of the seat reduces muscle fatigue in the legs of the sitter - just one of the many contours that have been carefully shaped according to ergonomic principles, to make C5 a chair the user will enjoy and appreciate, for both brief and extended periods of sitting.

C5



krug

C5 OPTIONS

UPHOLSTERY DETAIL



E Style



C Style



P Style

ARMS



Polished Aluminum Arm with Polymer Pad



Polished Aluminum Arm with Upholstered Pad



Black Polymer Arm



Fully Upholstered Arm

MECHANISM



Polished Aluminum Knee Tilt Mechanism



Black Knee Tilt Mechanism



Swivel Tilt Mechanism

BASES



Polished Aluminum Base



Black Base



Jury Base



All products are air emissions certified.

krug

solutions@krug.ca | www.krug.ca | 1.888.578.5784



C5's range of options means that many different seating solutions can be created within this offering: three mechanism options, two back heights, four arm options, and three upholstery styles (in an unlimited range of textiles) make this an extremely versatile product, allowing individualized chairs to be created within a common platform.



mahg

FURNITURE STANDARDS-

conference room seating|9to5

mahgarchitecture

FEATURES



CHAIR BACK AND SEAT

Upholstered (UB) - Upholstered in leather or polyurethane. The seat features 9to5 Signature high resilient molded foam.

TWO-WAY ADJUSTABLE A38 ARMS

Introducing the all new for 2017, 2-way, height adjustable A38 arms.

FOUR-WAY ADJUSTABLE A32 ARMS

Softly padded arms offer highest degree of ergonomic adjustment. Arms are height adjustable and soft polyurethane pads shift inward or outward for width adjustment.

OPTIONAL A31 ARMS

A31, fixed-height cantilever arms available.

INTEGRATED SEAT SLIDER

The seat slider is a standard feature on the Cosmo and provides a 2.5" of seat depth adjustment. The side mounted location provides the user easy access to the activation lever.

DYNAMIC SYNCHRO TILT CONTROL

back and seat tilt in 2.6:1 ratio. Control features eleven point tilt position lock with built in safety lock return. Forward seat tilt angle adjustment is standard with all X2 controls.

POLISHED ALUMINUM FRAME AND BASE

BA10P 27" high profile polished aluminum base with 60mm hoodless casters standard on Cosmo.

60MM HEAVY DUTY CASTERS



a.

a. 3220-A38-X2-BA10P-C6, b. 3220-A38-X2-BA10P

cosmo upholstered

CONTEMPORARY STYLE,
ELEGANCE AND COMFORT

9to5
seating

9to5[®]
seating

3211 Jack Northrop Ave.
Hawthorne, CA 90250

PHONE

888.925.SEAT

FAX

866.925.SEAT

EMAIL

sales@9to5seating.com

9to5seating.com



CHOOSE FROM OVER 1,000 TEXTILES

offered by C.F. Stinson, Designtex, Maharam, Momentum and 9to5 Signature[®]. In the rare case we don't have what you're looking for, we'll upholster your chair in any fabric provided to us!

LIFETIME WARRANTY

on all structural and mechanical components. Leather, fabric and foam are warranted against wear through and deterioration for five years.

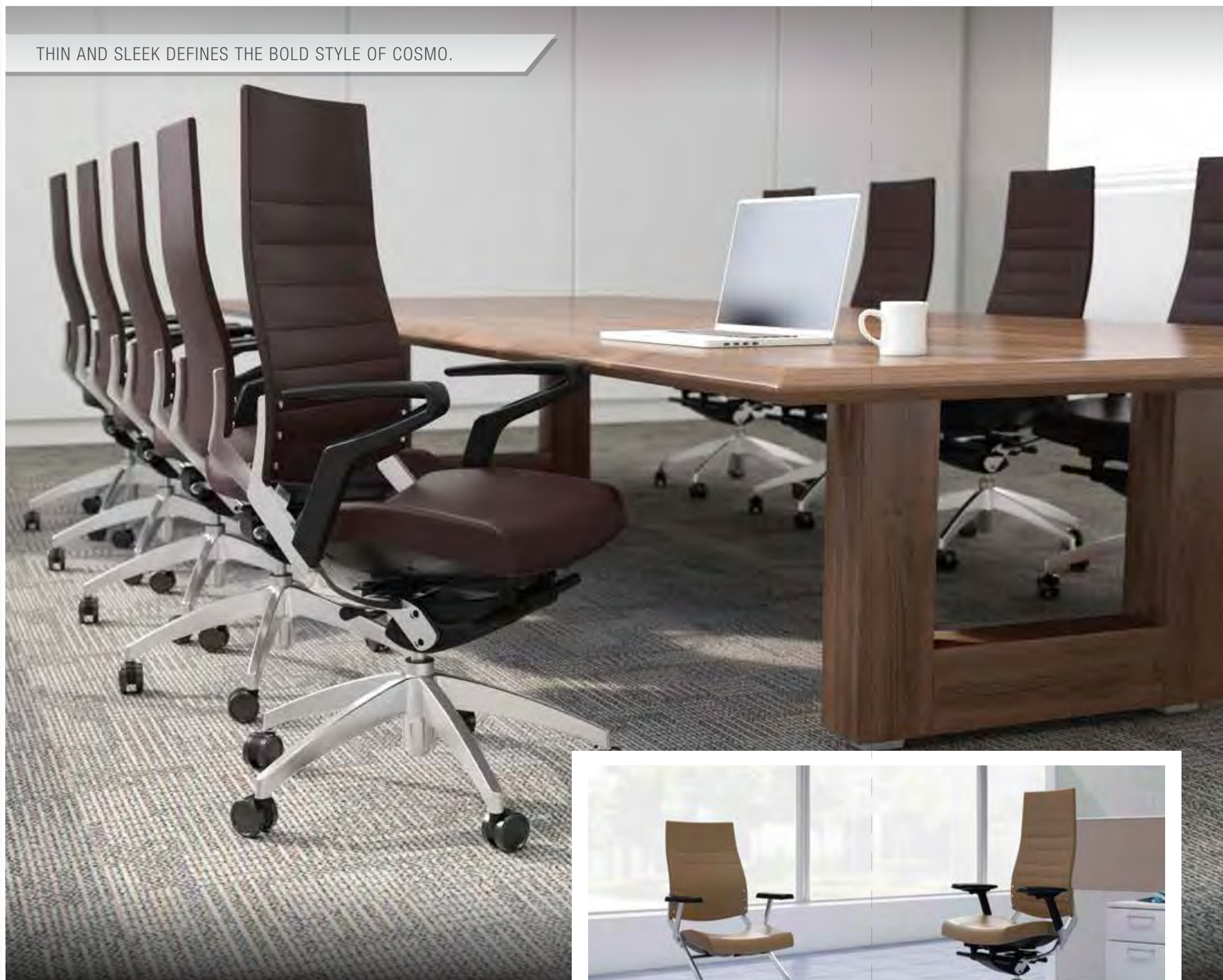
QUICK SHIP!

Cosmo ships in 5 days in select polyurethanes, L3 and L4 leathers.



b.

THIN AND SLEEK DEFINES THE BOLD STYLE OF COSMO.



Cosmo's ultra-thin back style is supported with an elastometric inner seat upholstered in a wide selection of polyurethane or leather.



GUEST CHAIR

defined by the Z shaped chrome finished rectangular shape, the multiple detail horizontal stitches bring out the best in fabric or leather covering. Finish this off with the in-house molded high resilient foam for welcome guest.

NEW ADJUSTABLE A 38 ARMS

Soft touch polyurethane arm caps atop height adjustable arms.

X2 CONTROL with built-in Seat slider

Synchro-tilt two padded control. 2.6:1 seat to back tilt ratio. Waterfall front seat edge. Two position seat tilt for a forward task position or a standard passive mode. Seat depth adjustment is standard on all models.

POLISHED ALUMINUM SEAT TO BACK CONNECTORS

Bring out the best with the polished aluminum accents of the seat back connections as well as the high profile base and gas lift. The oversized 60 mm casters will show the bold with the sleek.

STATEMENT OF LINE



HIGH-BACK 3230

OVERALL WIDTH	26.0-28.5
OVERALL DEPTH	25.0
OVERALL HEIGHT	47.0-51.5
SEAT WIDTH	20.0
SEAT DEPTH	17.5-20.0
SEAT HEIGHT	17.5-22.0
BACK WIDTH	19.5
BACK HEIGHT	29.0
COM	0.8 YDS
COL	10.0 SQ FT
WEIGHT	44.0 LB



MID-BACK 3220

OVERALL WIDTH	26.0-28.5
OVERALL DEPTH	25.0
OVERALL HEIGHT	40.0-45.5
SEAT WIDTH	20.0
SEAT DEPTH	17.5-20.0
SEAT HEIGHT	17.5-22.0
BACK WIDTH	19.5
BACK HEIGHT	22.0
COM	0.8 YDS
COL	10.0 SQ FT
WEIGHT	42.0 LB



GUEST 322 a0-GT

OVERALL WIDTH	26.0
OVERALL DEPTH	28.0
OVERALL HEIGHT	39.0
SEAT WIDTH	20.0
SEAT DEPTH	18.0
SEAT HEIGHT	17.5
BACK WIDTH	19.5
BACK HEIGHT	22.0
COM	0.8 YDS
COL	10.0 SQ FT
WEIGHT	33.0 LB

All dimensions are in inches

ARM OPTIONS



A31 BLACK SOFT TOUCH FIXED CANTILEVER ARM



A32 4-WAY ADJUSTABLE ARM



A33 FIXED ARM WITH SOFT POLYURETHANE PAD FOR GT MODELS ONLY



A38 2-WAY HEIGHT ADJUSTABLE ARM

CONTROL OPTIONS



X2 11 POSITION MULTI-LOCK SYNCHRO-TILT PADDLE CONTROL

BASES



BA10P 26" HIGH PROFILE POLISHED ALUMINUM BASE

CASTER OPTIONS



C6 60MM HOODLESS CASTERS



C6S 60MM HOODLESS HARD FLOOR CASTERS

2018



ARKANSAS TECH
UNIVERSITY

ki unite steelcase
answer haworth
compose

open office|workstations

Unite[®] System

unifying | responsive | simple



Furnishing Knowledge[®]

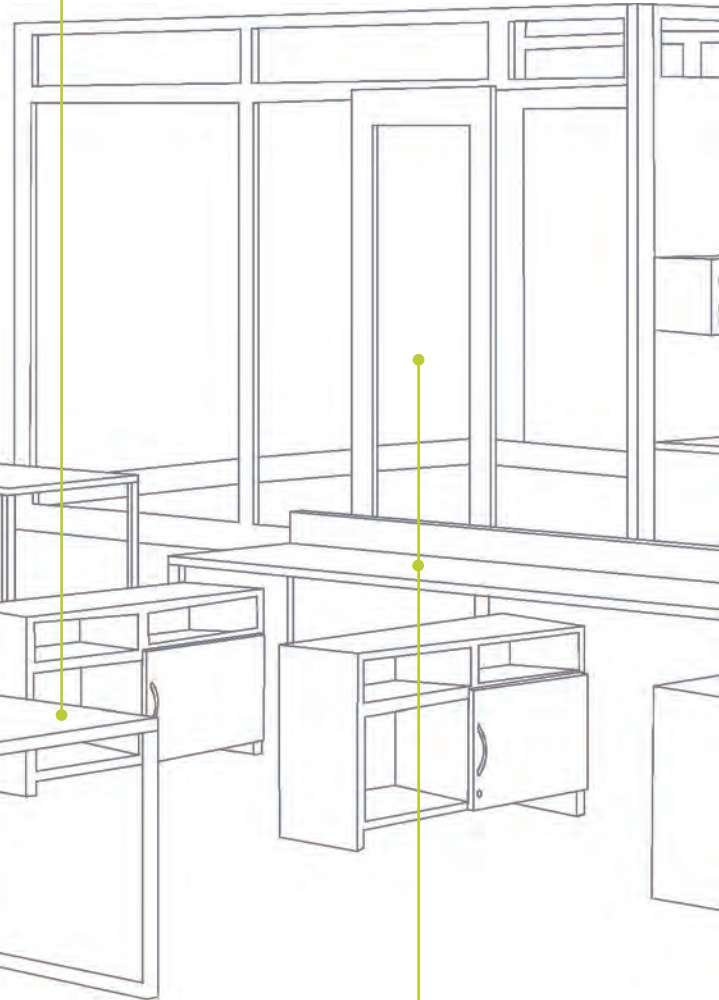
A WORKSPACE THAT WORKS FOR EVERYONE.



Unite's multiple elements create a balanced, harmonious look in any number of combinations. Architects and designers can specify with confidence. Clients can fulfill their need to accommodate a variety of work styles. Formal meetings, collaborative get-togethers, impromptu dialogues, private conversations—Unite® creates them quickly and ties them together beautifully. Unification through simplification. It's a beautiful thing.



For architects, a system that maximizes available space with its ability to adapt to many spaces.



For designers, an easy way to create a unified environment where collaboration and privacy fit seamlessly together.





For installers, quick, simple installation with less cable wiring and complete compatibility with Genius® movable walls.



For employees, a flexible space that can become whatever the job requires, from team meetings to one-on-one dialogues.



For office managers, a smart way to accommodate different work styles, anticipate future needs, and optimize budget allocations.

specify. simplify. unify.



FINISHES

Unite® legs, worksurface supporting legs, perforated steel inserts, brackets, grommets, and trim: Wet Sand

Unite worksurfaces: Cocobala laminate

Unite elevated monolithic panels with beltway power: Pallas® Textiles, Solid Footing in Sky*

Unite elevated segmented panels: Pallas Textiles, Solid Footing in Sky*; steel markerboard

Unite elevated monolithic panels: Pallas Textiles, Solid Footing in Sky*; clear glass stacking sections

Unite standard monolithic panels: Pallas Textiles, Solid Footing in Sky*

Unite tile-to-floor monolithic panel fabric: Pallas Textiles, Solid Footing in Sky*

Unite divider screen: Glass, satin etch one side



U-Series overheads, underheads, credenzas, pedestals, and side-access bookcase towers: Wet Sand
700 Series bookcases: Wet Sand
Genius walls: Wet Sand, clear butt-joint glazing
Genius door: Cocobala laminate with clear glass
Sela lounge chairs: Pallas Textiles, Sheepish in Frost
Sela tables: Cocobala laminate sides & bottom; Markerboard top surface; Frosty White edge
Enlite table: Chrome base; Cocobala laminate worksurface
Strive task chairs with cantilevered arms: Pallas Textiles, Holy Cow in Mocha Chino; Warm Grey frames

*Cover image shows Pallas Textiles, Sheepish Lipstick

MAKING storage A PRIORITY

Tower-based planning with Unite® accommodates more papers, books and reports in less space. Low panel heights let more natural light stream in for a highly enlightened model of efficiency.



Underheads take advantage of wasted space and provide binder storage for lower panel height stations.



Substitute credenzas for underheads to add more flexible storage.

FINISHES

Unite trim, legs and brackets: Starlight Silver Metallic
Unite standard monolithic panel fabric: Pallas Textiles, Freehand in Silhouette
Unite worksurfaces: Cherry Storm laminate
Unite divider screen: Glass, satin etch one side
U-Series side access bookshelf towers and underhead storage: Wet Sand, support leg: Starlight Silver Metallic
Impress Ultra with mesh back: Black

benching

WITH A EURO FLAIR

Add a touch of European design and a whole lot of room.

Clean, uncluttered, open benching fosters teamwork,
sharing, and the most creative ideas.



Clear or opaque dividers offer additional space delineation and enhance privacy.



Use of a knife edge lightens the visual scale of a worksurface.

FINISHES

Unite panel trim, leg and grommets: Cottonwood
Unite standard monolithic panel fabric: Spectrum, Green Apple
Unite worksurface: Cocobala laminate
Unite divider screen: Glass, satin etch one side

LED desktop light in silver finish
700 Series mobile pedestal: Cottonwood
700 Series 2-high lateral: Cottonwood with Cocobala laminate top
Altus task chairs: Black with mesh back

traditional WITH A MODERN TWIST

User-friendly worksurfaces and unique support frames result in better scale and alignment, fewer gaps, and a modern, fresh feeling.



Lighten up a workstation with lifted panels that improve air circulation. Tile-to-floor panels are also available.




Worksurface supporting frames may be specified with inserts.

FINISHES

Unite panel trim, worksurface support leg with perforated steel insert
Unite elevated monolithic panels with beltway power: KI U-Grade in Mist
Unite elevated segmented panels: KI U-Grade Mist fabric lowers; clear glass or steel markerboard uppers
Unite worksurface: Monticello Maple laminate
Universal storage: Light Tone with Sugar Snap fabric
700 Series worksurface supporting pedestals: Light Tone
Impress fabric task chairs: Black

CREATE A PERFECT blend

For a truly custom look, integrate individual pieces and loose furniture for a more fluid, residential feel.



Balance® overheads are easy to open, even when seated. Genesis® electric desks enhance user comfort with adjustability up to 51", including three preprogrammed settings.



Improve sight lines with uninterrupted glass spans of up to 72". Available in segmented panels or stacking sections.

FINISHES

Unite panel trim and slat wall: Cottonwood
Unite worksurfaces: Frosty White laminate
Unite panel fabric: Pastel Blue COM
Unite upper segment: Clear glass
All Terrain mobile pedestals and 2-high laterals: Cottonwood

Genesis electric desk base: Light Tone
Genesis worksurfaces: Frosty White laminate with Frosty White edge
Balance overheads: Cottonwood with translucent plastic door
Engage task chairs: Pallas Textiles, Holy Cow in Super White; Black frame

A workspace THAT WORKS FOR EVERYONE.



FINISHES

Unite freestanding table: Frosty White laminate top and edges, Chocolate legs and trim
Aristotle casegoods: Frosty White laminate worksurface, Brighton Walnut laminate overall
Altus conference chair: Black with mesh back
LED desktop light in black

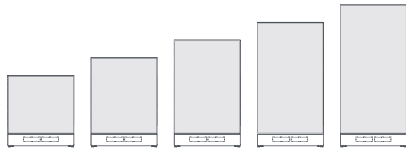


Whether specified as storage-based, benching, traditional, blended, or used as stand-alone pieces from its broad statement of line, Unite creates balanced, harmonious spaces for all work styles in any environment.

STATEMENT OF LINE

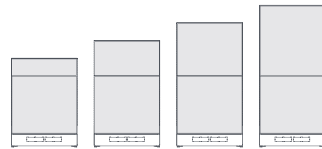
PANELS

Preconfigured Monolithic Panels



Monolithic panel widths: 24, 30, 36, 42, 48, 60, 72
 Monolithic panel heights: 32, 40, 48, 56, 64

Preconfigured Segmented Panels



Monolithic panel widths: 24, 30, 36, 42, 48, 60, 72
 Monolithic panel heights: 32, 40, 48, 56, 64

Preconfigured Stacker

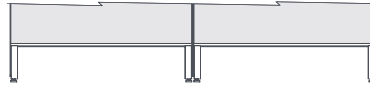


Preconfigured stacker widths: 24, 30, 36, 42, 48, 60, 72
 Preconfigured stacker heights: 32, 40, 48, 56, 64

PRECONFIGURED BASE OPTIONS



Raceway Base



Elevated Base



Tile-to-Floor (one side) Base

MONOLITHIC/LOWER TILE FINISHES



Fabric



Solid Steel



Fabric



Glass



Solid Steel



Perforated Steel



Steel Markerboard



Slat Wall

UPPER TILE/STACKING FINISHES

ACCESSORIES



Divider Screen



Modesty Panel




Spanning Top Cap



Tackboard

WORKSURFACES



Rectangles



Corners



Extended Corners and Reductions



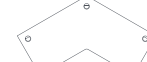
Conference Ends



Tapered



Peninsula



120's




Transaction Tops

WORKSURFACE SUPPORT OPTIONS



Open Leg



Insert Leg



Post Leg



Open Worksurface Support Leg



Worksurface Support Leg with Insert



Standard Worksurface Support Bracket

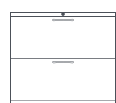


Decorative Worksurface Support Bracket

INTEGRATED STORAGE



Worksurface Supporting Pedestal



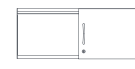
Worksurface Supporting Double Pedestal



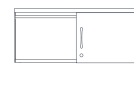
Balance Overhead



Universal Overhead



U-Series Sliding Door Overhead/Undersurface




Under Worksurface Storage and Support

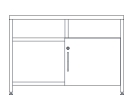
KI FREESTANDING STORAGE



Pedestal



Lateral



Credenza



Wardrobe Tower



Bookcase Tower



Bookcase

Refer to specification guidelines by product for planning and key alike rules.

Learn more about Unite



Printed on FSC® certified paper using only vegetable-based inks, including metallics. Please recycle.



KI is a trusted expert for furniture and wall systems around the globe.

USA | CANADA | MEXICO | UK | EUROPE | ASIA | MIDDLE EAST | AUSTRALIA

1330 Bellevue Street • P. O. Box 8100 • Green Bay, WI 54308-8100 • 1-800-424-2432 • www.ki.com

© 2014 Krueger International, Inc. All Rights Reserved. Code KI-00920R1/HC/IP/0514
 KI and Furnishing Knowledge are registered trademarks of Krueger International, Inc.



Furnishing Knowledge®



IMR 16-0042674

Answer
solutions


Steelcase



IM#: 16-0042639 | SM: ANSWER PANEL (PLAIN JANE BLIZZARD FABRIC AND PLAIN JANE PETOSKEY FABRIC, ARCTIC WHITE PAINT), ANSWER BOUNDARY SCREEN (ARCTIC WHITE LAMINATE), OLOGY HEIGHT-ADJUSTABLE DESK (ARCTIC WHITE LAMINATE WORKSURFACE, PLATINUM METALLIC LEG), UNIVERSAL STORAGE (ARCTIC WHITE PAINT), GESTURE CHAIR (REMIX NIGHT BLUE), DASH LIGHT (TANGERINE), SOTO WORKTOOLS (ARCTIC WHITE)

Inspiring Choice

Research shows that engaged employees contribute to an organization's bottom line, and the employees who have choice and control over where and how they work are the most engaged. Answer™ solutions offer a range of applications, aesthetics, technology integration and adaptability, optimizing the performance of the workforce and workplace.



IM#: 16-0042648 | SM: ANSWER PANEL (PLAIN JANE BLIZZARD FABRIC AND PLAIN JANE PETOSKEY FABRIC, ARCTIC WHITE PAINT), ANSWER BOUNDARY SCREEN (ARCTIC WHITE LAMINATE), OLOGY HEIGHT-ADJUSTABLE DESK (ARCTIC WHITE WORKSURFACE, PLATINUM METALLIC LEG), GESTURE CHAIR (REMIX NIGHT BLUE), FRAMEONE BENCH (PLATINUM BASE, CLAY WENGE WORKSURFACE WITH FROSTED GLASS CENTERED SCREEN), THINK CHAIR (APPLESEED SEA)

1:1

Represents the correlation between office workers' satisfaction with their workplace and their level of engagement.

Steelcase Global Report 2016.

33%

Percentage of the office workforce that is disengaged.

Steelcase Global Report 2016.

88%

Percentage of highly engaged workers who have control over where and how they work in the office, depending on the task.

Steelcase Global Report 2016.



An Answer for Every Space

Answer offers a range of applications that support both individuals and groups, in resident and nomadic settings, with the flexibility to adapt and evolve as the needs of the organization shift.



Designed to Adapt

With Answer freestanding solutions, it's easy to achieve a consistent aesthetic across the floor plan, from open spaces to private offices. That means flexibility to distribute resources efficiently to satisfy a variety of individual needs, no matter how often they change.



IM#: 16-0045318 | SM: ANSWER FREESTANDING (GRAPHITE WALNUT WORKSURFACE, ARCTIC WHITE LEG), UNIVERSAL STORAGE (GRAPHITE WALNUT LAMINATE, ARCTIC WHITE PAINT), GESTURE CHAIR (BILLARD TANGELO), QIVI CHAIR (COCONUT NET, BILLARD TANGELO SEAT), BOB LOUNGE AND OTTOMAN (DIVINA MELANGE 220)



Many Choices, One Refined Aesthetic

How a space looks and feels says a lot about its brand and culture, influencing workers' perceptions and the organization's ability to attract and retain talent. Through a range of materials and seamless integration with the Steelcase portfolio, Answer brings the workplace to life, allowing companies to express themselves in a consistent, compelling way.

IM#: 16-0042627 | SM: ANSWER PANEL (CLAY WENGE LAMINATE, WINTER BACK PAINTED GLASS), OLOGY HEIGHT-ADJUSTABLE DESK (ARCTIC WHITE WORKSURFACE, PLATINUM METALLIC LEG), UNIVERSAL STORAGE (ARCTIC WHITE PAINT WITH REMIX NIGHT BLUE CUSHION TOP), GESTURE CHAIR (REMIX NIGHT BLUE), MASSAUD LOUNGE (GAMUT SPRUCE), UNIVERSAL PRIVACY/MODESTY SCREEN (GAMUT SPRUCE)



ENHANCED ENVIRONMENTS

Boundary screens provide a warm aesthetic, rich materiality and additional privacy in any Answer setting.



TRANSPARENT BOUNDARIES

Frameless glass provides a sense of additional boundary while still allowing natural light into the workspace.



CONVENIENT STORAGE

Top cap mounted storage allows for efficient organization and display of items in a compressed footprint.



IM#: 16-0045313 | SM: ANSWER PANELS (CLAY WENGE LAMINATE, MERLE BACK PAINTED GLASS, MERLE PAINT), FRAMEONE BENCH (CLAY WENGE LAMINATE WORKSURFACE, ARCTIC WHITE PAINT LEGS), UNIVERSAL STORAGE (ARCTIC WHITE PAINT WITH CLAY WENGE LAMINATE TOP AND CUSHION TOP IN REMIX PEBBLE), GESTURE CHAIR (REMIX 682), SOTO WORKTOOLS (ARCTIC WHITE)

Integrated Collaboration

Answer with media:scape® combines space definition with technology to provide a seamless collaborative experience in both owned and shared settings. And as technology advances, Answer can be updated or reconfigured to leverage existing product—eliminating the need to overhaul spaces.



IM#: 16-0042678 | SM: ANSWER PANEL (PLAIN JANE BLIZZARD FABRIC, CLAY WENGE LAMINATE, FROSTED GLASS, ARCTIC WHITE PAINT), UNIVERSAL WORKSURFACE (CLAY WENGE LAMINATE), UNIVERSAL STORAGE (ARCTIC WHITE PAINT WITH CLAY WENGE LAMINATE TOP), THINK CHAIR (APPLESEED SEAT, NICKEL 3D MESH BACK)



IM#: 16-0042635 | SM: ANSWER PANEL (GAMUT CARBON FABRIC WITH MARKERBOARD, ARCTIC WHITE PAINT), ANSWER BOUNDARY SCREEN (ARCTIC WHITE LAMINATE), UNIVERSAL WORKSURFACE (ARCTIC WHITE LAMINATE, PLATINUM LEG), SOTO WORKTOOLS (ARCTIC WHITE)

DEFINING SPACES

Even in the most open environments, Answer defines space so people can effectively work together without disturbing individual workers nearby.



IM#: 16-0042636

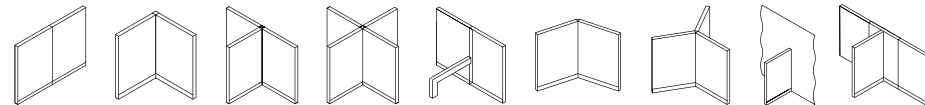
INDIVIDUAL AND GROUP WORK

There's no need to compromise on collaboration or privacy. With Answer, workers can achieve both.

STATEMENT OF LINE

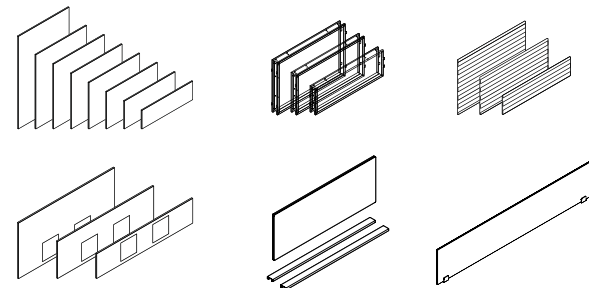
JUNCTIONS AND CONNECTIONS

Horizontal Frame Packages: 18", 24", 30", 36", 42", 48", 60", 72"W
 End of Run, Inline, L, T, X, V, Y, Wall Start and Off-Module
 Junctions: 30", 42", 48", 54", 66", 78"H
 Stacking Junctions: 12", 18", 24"H



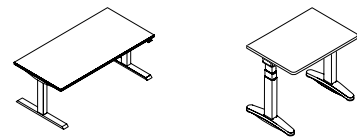
SKINS

Fabric: 12", 18", 24", 30", 36", 42", 48", 60"H; 18", 24", 30", 36", 42", 48", 60", 72"W
 Steel, Markerboard, Back Painted Glass: 12", 18", 24", 30", 36", 42", 48", 60", 72"W
 Laminate & Wood: 12", 18", 24", 30", 36", 42", 48", 60"H; 24", 30", 36", 42", 48"W
 Glass Windows: 12", 18", 24"H; 18", 24", 30", 36", 42", 48", 60", 72", 78", 84", 90", 96"W
 Slatwall: 12", 18", 24"H; 24", 30", 36", 42", 48"W
 Technology: 6", 12", 18"H; 18", 24", 30", 36", 42", 48", 60", 72"W
 Frameless Glass: 6", 12", 18"H; 24", 30", 36", 42", 48", 60", 72", 78", 84", 90", 96"W



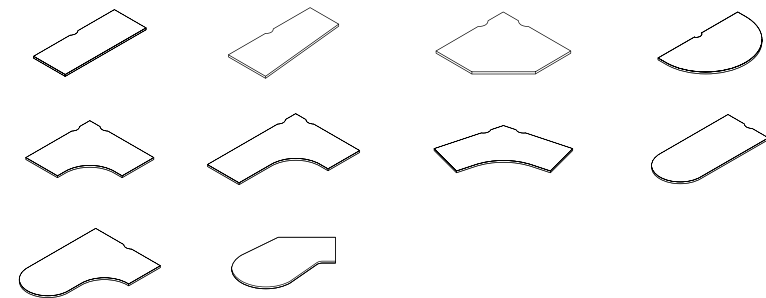
HEIGHT-ADJUSTABLE DESKS

Migration: 29", 35"D; 46", 52", 58", 64", 70"W
 Ology: 23", 24", 29", 30", 35", 36"D; 34", 40", 46", 52", 58", 64", 70", 76" W



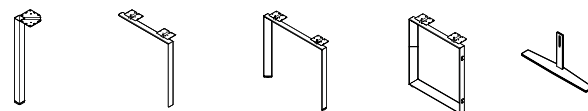
SYSTEM WORKSURFACES

Straight: 18", 24", 30"D; 24", 30", 36", 42", 48", 54", 60", 66", 72", 78", 84", 90", 96"W
 Transition: 18/24", 24/30"D; 36", 42", 48", 54", 60"W
 Tapered: 18/24", 24/30"D; 48", 60", 72"W
 Taper-Flat: 18/24", 18/30", 24/30"D; 60", 72"W
 Corner (flat front, dual, curved front): 18", 24", 30"D; 36", 42", 48", 60"W
 Extended Corner: 24", 30"D; 60", 66", 72"W
 120° Corner: 24", 30"D; 36", 42", 48"W
 Spanner: 25½", 31½", 37½"D; 51", 63"W
 Bullet Peninsula: 24", 30"D; 48", 60", 66", 72"W
 Jetty: 24", 30"D; 66", 72", 78"W
 Bubble Jetty: 24"D; 30", 36", 42", 48"W
 Visitor: 24", 30"D; 24", 30", 36", 42", 48"W
 Transaction: 15"D; 23", 29", 35", 41", 53"W



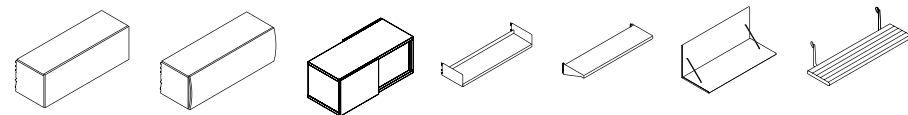
SYSTEM SUPPORTS

FrameOne Legs for Universal: 24", 30"D
 Panel Foot



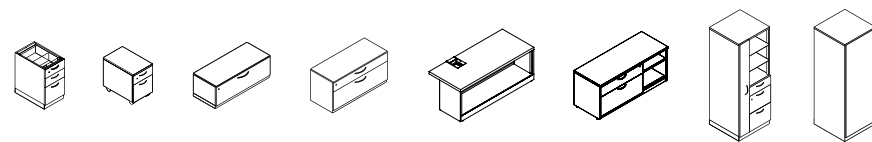
OVERHEAD STORAGE

Overhead Storage Bin (sliding door, flat, radius, curved):
 24", 30", 36", 42", 48", 60", 72"W
 Shared overheads: (sliding door, open)
 Shelf: 24", 30", 36", 42", 48", 60", 72"W
 Personal Shelf: 24", 30", 36", 42", 48"W
 L-shelf: 30", 36", 42", 48"W
 Slim Shelf: 24", 30", 36", 42", 48", 60", 72", 96"W



PEDESTALS/LATERALS/TOWERS

Fixed Pedestal (FF, BBF): 18", 24", 30"D
 Mobile Pedestal (BF, FF, BBF): 18", 24"D
 Lateral File: 30", 36", 42"W; 18", 24"D; 16", 22", 28", 40", 52", 65½"H
 Open Side Tower: 24"W; 24", 30"D; 47½", 52", 65½"H
 Full Front Tower: 24"W; 24"D; 52", 65½"H
 Vertical Drawer Tower: 24"W; 24", 30"D; 52", 65½"H
 Combination Cabinet: 30", 36", 42"W; 18", 24"D; 52", 65½", 83½"H
 Storage Cabinet: 30", 36", 42"W; 18", 24"D; 28", 40", 52", 65½", 83½"H
 Bookcase: 24", 30", 36", 42" W; 15"D; 28", 40", 53½", 65½", 83½"H



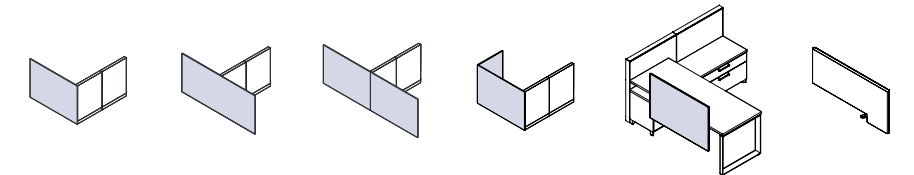
MEDIA:SCAPE COMPONENTS

media:scape Assembly
 Monitor Mount Assembly
 Tapered Shared Worksurface: 42", 48"D; 48", 54", 60", 72"W
 D-Shaped Worksurface: 48"D; 54", 60", 72"W



SCREENS

Answer Boundary Screens: Single-Sided, Spanning, Split,
 L: 27"-72"W; 30", 36", 42", 48", 54"H
 Universal Boundary Screens: 24"-72"W, 15"-54"H
 Divisio Side Screen



POWERING PERFORMANCE

More than ever, work is technology-dependent. Answer simplifies routing and access to power and data, so technology is always available without the distracting clutter of cables and wires. That means smoother work processes and better connections to information and each other.



SUSTAINABILITY

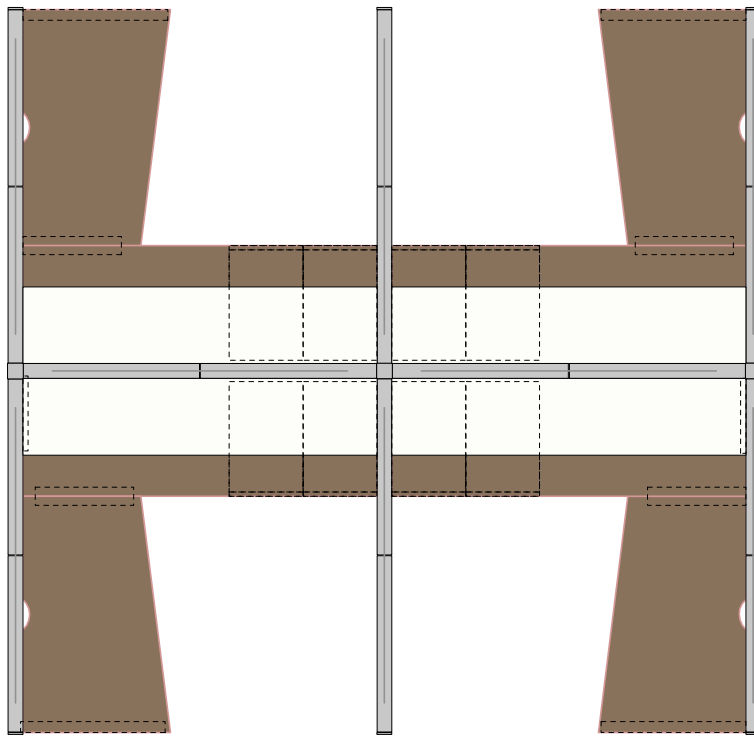
At its heart, sustainability at Steelcase is about people. It's about creating and supporting the economic, environmental and social conditions that allow people and communities to reach their full potential.

Research and insights direct our path. It's not only about creating goods, it's about creating good. It's not only about creating value, it's about living our values. It's not just about reducing our footprint, it's about expanding our reach. It's about creating lasting and meaningful change to enable the long-term wellbeing of current and future generations.

Innovative products and solutions result. In the development of our products, we work to consider each stage of the life cycle: from materials extraction, production, transport, use and reuse, until the end of its life. We demonstrate performance through third-party verified certifications and voluntary product declarations.

Steelcase's sustainability promises, actions, and results are communicated in an annual Corporate Sustainability Report.

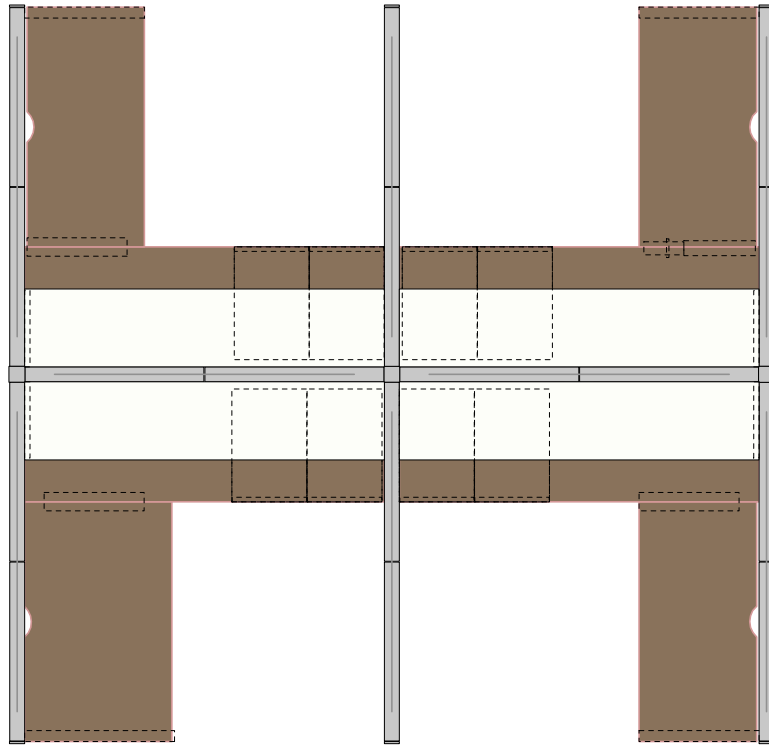
Level™ 2 certified to the BIFMA e3 sustainability standard
 Gold Indoor Advantage™ certified
 Silver Cradle to Cradle™ certified



Option A

Scale: ~1:39





Option B

Scale: ~1:38



Compose®





OPEN TO CHANGE

A panel-based system in an open plan supports the needs of your business and people. With so many options and materials, the Compose system is the logical choice for creating cohesive, flexible environments that work for everyone.

Intentionally integrates. Easily updates. Reconfigures again and again. Compose—the workplace you envision.

THE BACKBONE OF INTEGRATED SPACES



As you consider the potential for your overall spaces, think of Compose as the backbone. It's part of the foundation for a productive, holistic environment that integrates aesthetically and physically with other Haworth products.

Compose is part of our exclusive Integrated Palette™— a platform of products with shared design logics. From access floors, to data systems, to technology, to lighting and furniture components, Integrated Palette products intentionally work better together, and logically respond to change.

The Integrated Palette gives you confidence that the Haworth products you choose today will fully adapt and update to support future business and people needs. Increase your return on investment, support people at work, and be open to possibilities with Haworth as your single source for inspiring spaces.



Bring in Beside® storage to define spaces, balancing areas for privacy with visual connectedness and opportunities for collaboration.

Create a touchdown spot with a Workware™ screen-sharing solution.

Compose anchors this productive and adaptable space.

Hang Belong™ work tools to support personal work needs.

Add Planes® height-adjustable tables to help people feel and perform their best.

FLEXIBILITY TO CHANGE, ADAPT, AND EVOLVE



Space must easily adapt to support evolving workstyles and business functions. Compose is a sound investment with flexibility to support varying degrees of privacy, personal storage, and personalization. From traditional applications to more open workstations, Compose offers options for the entire building and workforce. When it's time to change up spaces, you don't have to start over or buy all new products.



Value-driven design

Recent enhancements provide a greater range of design applications. Advanced engineering gives you the assurance that Compose will endure. Maintain quality standards and at the same time increase your options for workspaces. Compose meets the criteria for value-driven decision makers who anticipate change and embrace new ways to work.



MAXIMIZE POTENTIAL MOVING FORWARD

Count on Compose to create home bases and shared spaces that morph by department, function, or floor, and over time. When you're ready to update, Compose is too, ensuring you get the most out of your real estate and employee engagement for years to come.



DENSIFICATION CONTINUES

Research shows companies are allocating less office space per employee. At the same time, the trend is to shift from individual to collaborative spaces to support teamwork and mobile workers. Compose is deliberately scaled to support people in every type of footprint.

A NEW LANDSCAPE FOR WORK

Your organization's most valuable asset is your people. Attract, retain, and engage talent by understanding what drives them: People do their best work in spaces that speak to who they are and what they do. Compose opens up the possibilities to increase productivity, communication, and morale. It's a forward-thinking system that supports human nature and the inherent ways people like to work.



Lower-height panels facilitate collaboration and increase access to natural light to support well-being.

Encourage communication by opening up sight lines to shared spaces.

Give coworkers individual space with convenient access to each other.

Pair Compose with many types of storage for shared areas and individual workstations.

Maintain personal space and privacy while seated without feeling totally closed off.

Low-gloss, double-cut veneers showcase a sophisticated vertical grain to elevate status.

2018



ARKANSAS TECH UNIVERSITY

haworth V series storage
ki 700 series storage

storage|filing

V Series®
Casegoods &
Storage

HAWORTH®





Integration expands your options.

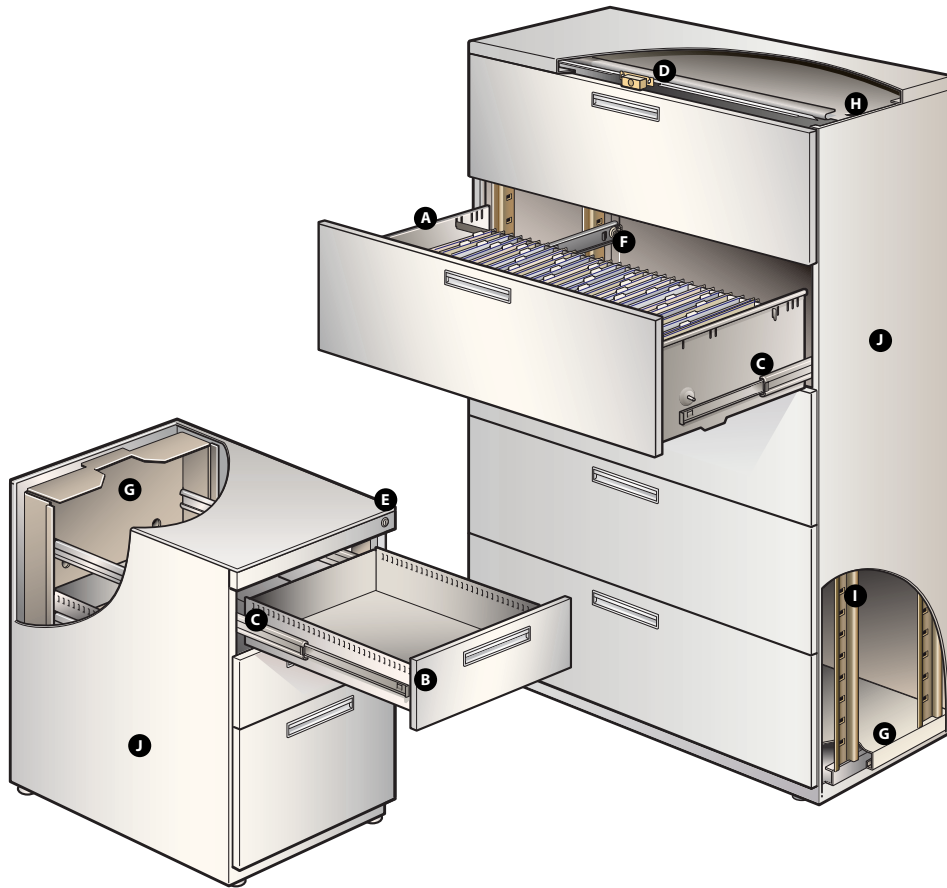
Chances are good that V Series will have everything you need to outfit your space. Should you require additional elements, V Series has been specifically designed to integrate with X Series® casegoods. Because each line offers the same industry-leading features, they fit together seamlessly. As a result, you can extend your planning options and aesthetic possibilities without limit.



V Series Casegoods: Chalk paint. **V Series Storage and Overhead Storage Units:** Metallic Silver paint. **Mobile Pedestal Cushion:** Maharam, Crush, 009 Cousteau. **Zody® Task Seating** in White Leather seat, Wellness Mesh back and Polished Aluminum base.

Strength and security.

Information security and employee performance are important considerations in choosing storage and casegoods. That's why V Series applies the same advanced engineering as our top-tier X Series casegoods and storage. Locking and safety mechanisms are designed for outstanding reliability and security. Patented box-in-box construction helps ensure long-lasting durability. And, naturally, all V Series products are backed by Haworth's lifetime warranty.



Function.

- A** Standard side-to-side hanging bars and optional front-to-back hanging rails ensure maximum filing capacity and accommodate customer preferences.
- B** Double-walled pedestal drawer fronts keep small items from getting lost in cracks.
- C** All drawers offer full extension – steel ball-bearing slides enable complete drawer access and smooth operation.

Security and safety.

- D** Rack-and-pinion lock mechanisms ensure smooth, reliable operation.
- E** The direct locking system engages steel lock bars directly into the steel drawer body for optimum security.
- F** For safety, the positive drawer interlock system allows only one drawer to be opened at a time.

Strength and durability.

- G** Patented box-in-box construction for file and tower cases and pedestal frame inserts add durability and prevent racking.
- H** An inner top constructed of one-piece, formed steel provides further support.
- I** Vertical file support channels feature a common rail and heavy gauge steel, providing additional structural support and strength.
- J** A wear-resistant finish is applied over a rust-inhibiting treatment.

Exceptional quality and value.

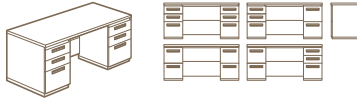
Being able to strike the right balance between quality and value has never been more critical. Haworth addresses this challenge head-on, paring V Series down to the desks, credenzas, personal storage towers, lateral files and pedestals. Through a streamlined product offering, V Series makes the most efficient use of your budget.



V Series Casegoods Statement of Line

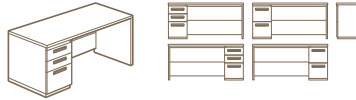
Standard Double Pedestal Desk 60", 66" or 72"W x 24" or 30"D

Drawer Combinations



Standard Single Pedestal Desk 60", 66" or 72"W x 24" or 30"D

Drawer Combinations



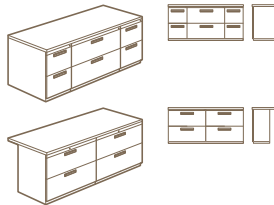
Return with Pedestal 36", 42", 48" or 60"W x 24"D

Drawer Combinations



Full Storage Credenzas 60" or 72"W x 24"D

Drawer Combinations



Pull Options



Full Pull



Standard Pull

V Series Storage Statement of Line

Lateral Files 30", 36" or 42"W x 18"D

5-High with
Receding Door

5-High

4-High

3-High

2-High



Personal Storage Towers 24"W x 23"D

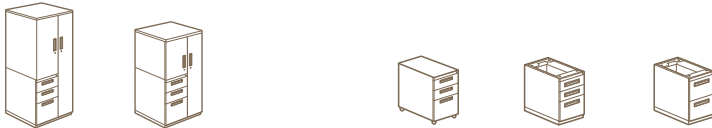
5-High

4-High

Pedestals 15"W x 17", 23" or 29"D

Mobile Pedestal

Attached Pedestal



HAWORTH®

For more information call 800.344.2600 or 616.393.3000.
Download additional copies at haworth.com.

This brochure is printed on U2®-XG™, manufactured with electricity in the form of renewable energy (wind, hydro, biogas) and contains a minimum of 30% post-consumer recovered fiber. FSC is the global benchmark for responsible forest management.



Haworth is a registered trademark of Haworth, Inc.
Printed in USA ©Haworth, Inc. 2008 11.08 Item #0145

haworth.com | haworth-europe.com | haworth-asia.com

700 Series[®]

Filing & Storage

versatile | aesthetically appealing | built to last




Furnishing Knowledge[®]

Mix and match any style to maximize your business space.



So much to store...too little space and time...constant change...yet businesses still need to nurture employee efficiency and respond quickly to new demands. The solution? KI's 700 Series Filing and Storage. An essential part of KI, 700 Series lateral files, pedestals, storage units, bookcases, and vertical files are compatible with a variety of furnishings. More than just storage units, 700 Series is a filing efficiency system. It minimizes retrieval time, maximizes space and stores virtually anything safely and securely.



Options for any environment.

700 Series® Curve

Clean style. Flexible aesthetics. Unmatched durability. That's great curve appeal ... the 700 Series Curve.

With a gently curved frame and contoured drawer pulls, 700 Series Curve has a softer presence that blends nicely into any setting.

700 Series® Classic

When in doubt, always go with a classic. For unmatched quality and strength, the 700 Series Classic line is a sure bet. Classic storage cabinets and lateral files store nearly anything and coordinate with any office layout. Add functionality and versatility by configuring a cabinet to include both a lateral file and a storage cabinet. For design continuity, all mobile, freestanding, hanging and worksurface supporting pedestals match the other 700 Series files and complement KI furniture systems.

Exceptional durability, timeless design, generous storage space and amazing versatility. That's truly classic.




700 Series® Optional Pulls

By combining durable steel cabinets with attractive, simple, flat fronts, 700 Series optional pulls give you the best of both worlds. Select from four distinctive pull options: retro, bowtie, metric or arc. And, if none of these great designs meet your design vision, source your own pulls. The design options are nearly limitless.



Retro



Bowtie



Metric





Arc

Redefine the meaning of workspace.



Why adapt to your workspace? Instead, design a workspace that adapts to the way you work. With KI's 700 Series storage line, you can create an attractive office environment that also can increase efficiency and productivity. It stores nearly anything securely while keeping it close at hand.



Storage that makes a statement.

If you think storage is just a way to keep files and papers neat and orderly, it's time to take another look. Sleek designs and sturdy construction allows you to use 700 Series pieces to divide space and define work areas. With so many color, style and detail options, you can create an office environment with a true "wow" factor.

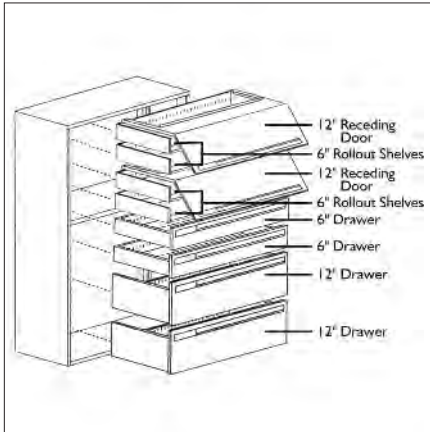




Build your own storage unit.

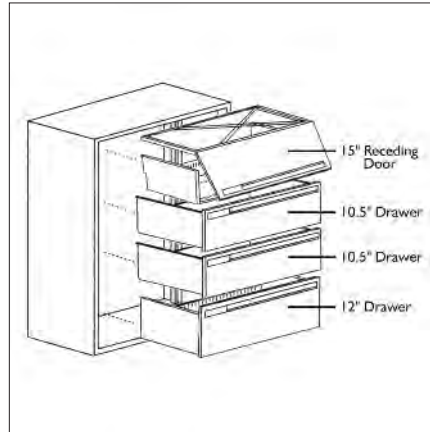
Rollout Shelf

Provides convenient access to top-level storage.



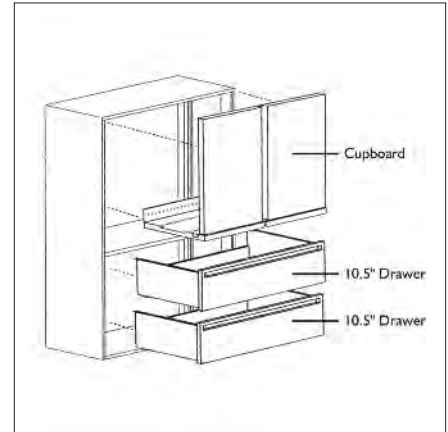
Receding Door

A great solution for end-tab filing or binder storage.



Cupboard

Perfect for storing personal items such as coats, handbags, boots and more.



Details



Security pan prevents access from drawer above. Core-removable, double-bit lock is interchangeable.



Optional interior components let you easily reconfigure cabinets based on storage needs.



Cabinet doors with inner and outer skin have increased strength and won't warp.




Flush or extended tops accommodate a variety of custom front thicknesses.



Interlock with automatic restaging prevents opening more than one drawer at a time.



Hanging folder bars in three sizes fit easily into notched, heavy-gauge drawer sides.



Euro-Hinge offers smooth, reliable door operation. Correctly align doors by adjusting hinge three ways.



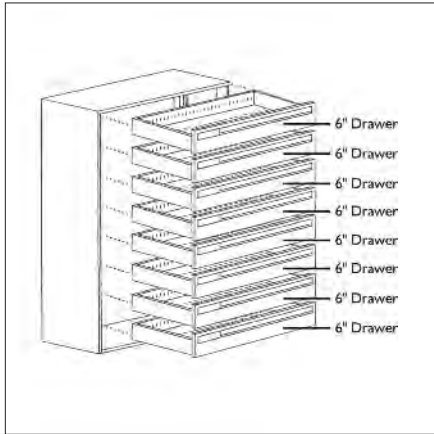
No pull offers a file with pre-drilled, 128mm holes, so you can use your own file pull on the 700 Series file.



Full-height integral door pulls eliminate protruding handles and allow easy drawer/door access.

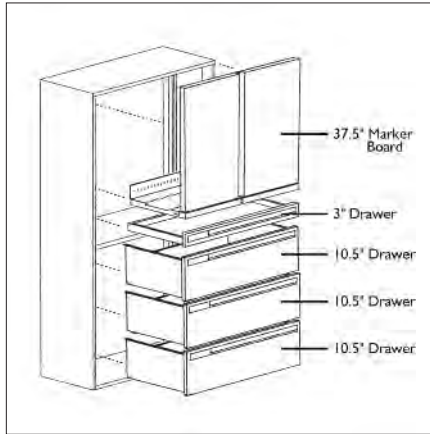
6" Drawers

Configure with a divider system to store disks, CDs, tapes, and other items.



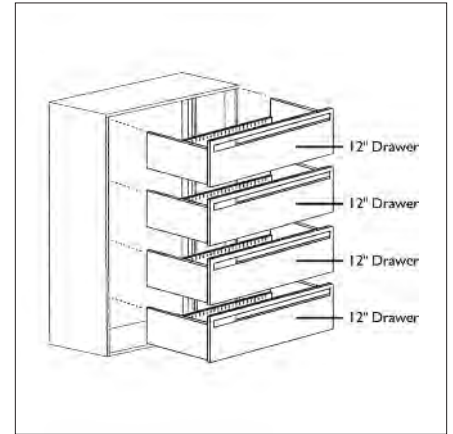
10 1/2" Drawers

Create 25% more space and significant savings versus standard 12" drawers.



12" Drawers

Available with standard 12" drawers as one of seven drawer size options.



Adjustable interior options in 1/2" modular increments configure for specific storage needs.




K1 direct-drive lock mechanism activates lock bars on cabinet sides for unmatched security.



Radiused pedestals enhance aesthetics and ergonomics for a unique design alternative.



Custom fronts applied to cabinets on-site should be specified without fronts.



Coat rack offers a closet at the workstation. Wardrobe units have 6" and 12" doors for coats.




Laminate tops in a variety of styles, colors and sizes facilitate design continuity.



Posting shelf offers workspace when filing documents and can be pushed in discreetly.



Cabinet openings operate on heavy-duty, steel ball bearing, slide-arm suspensions for years of use.



Four adjustable glides level bookcases, minimizing the possibility of accidental tipping.

Surface Laminates



Powdercoat Paints



Wood Veneers



Learn more about
700 Series Storage



Printed on FSC® certified paper
using only vegetable-based inks,
including metallics. Please recycle.



KI is a trusted expert for furniture and wall systems around the globe.

USA | CANADA | MEXICO | UK | EUROPE | ASIA | MIDDLE EAST | AUSTRALIA

1330 Bellevue Street • P. O. Box 8100 • Green Bay, WI 54308-8100 • 1-800-424-2432 • www.ki.com

© 2015 Krueger International, Inc. All Rights Reserved. Code KI-00617R3/HC/IP/0515
KI and Furnishing Knowledge are registered trademarks of Krueger International, Inc.



Furnishing Knowledge®

CLASSROOM CONFIGURATION INFLUENCES

Classroom Size and Shape

Before you start moving your desks all around, make sure your preferred seating arrangement can work within the space and school furniture you have. Some configurations may not be feasible with certain classrooms. Also, be mindful of obstructions like support beams, poles, walls and other fixtures that can't be moved. For many teachers, the chalkboard or whiteboard is a major focus in their teaching. Make sure your students can clearly see it without too much strain or difficulty. For more mobility and flexibility, consider swapping your wall-mounted chalkboard for a rolling whiteboard or TV cart or stand with wheels that can be easily moved around the classroom.

Distractions

Identifying and mitigating possible distractions will help streamline your lessons and boost classroom productivity. Things like windows overlooking the playground, nearby busy lobbies and hallways, water fountains or even someone using the pencil sharpener can easily grab the attention of a borderline disengaged student. Try to keep these distractions out of your students' line of sight.

Student Age and Size

The number of students in your class cannot be discounted when considering classroom seating arrangements. However, just because you have a larger class of 20 or more students doesn't mean you have to abandon your preferred desk configuration. There is a bevy of variations of each design idea to accommodate most class sizes: you just have to be creative.

The age and maturity level of your students can also hinder your choice selection. When selecting a classroom setup, be aware of what would be age appropriate for your class. If you have students who display behavior issues, be mindful of special seating considerations.

Teaching Style & Objectives

This is the most important factor and, unlike the others we've listed, it's completely in your hands. Classroom seating arrangements support your teaching style and objectives or sabotage them.

CLASSROOM FOCUS

Teacher-Centered Class

If your class is going to be lecture- and presentation-centric, use a configuration where all students can see you and the lectern.

Learner-Centered Class

With these classes, student discussion and group work are paramount. Find a seating arrangement that encourages students to interact with one another.

Both

Many educators adhere to the belief that a balanced education has a healthy mixture of both teacher-centered presentations and student-based discussions and work. Look for seating layouts that are flexible and functional.

CLASSROOM INTERACTION

A modern classroom with large windows, students working at tables, a teacher at a whiteboard, and various educational materials.

Minimal

Interaction flows from the teacher to the student. Student-to-student discussion is scarce. Testing and individual work also dominate the class.


Small Groups

Students interact in pairs or small groups.

Large Groups

Students engage in group discussions and lessons with the entire class.

MOST COMMON CONFIGURATIONS



Rows/Columns


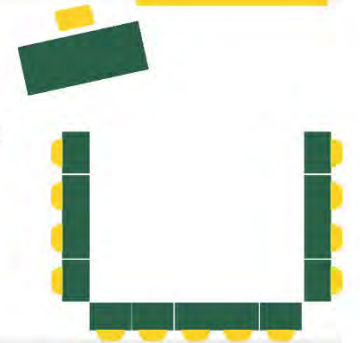
- Teacher-Centered Instruction
- Independent Learning Format
- Suitable for All Class Sizes

The rows configuration (also known as the columns configuration) is the most common classroom arrangement. This type of setup complements class structures that revolve around teacher-based instruction and presentations. Students are more focused on coursework and independent assignments. They are also less likely and/or able to cheat with this layout. Though this seating arrangement can be used with any class size, large classes may often see uneven levels of interaction as students in the front row will participate more while those in the back may lose focus.

This model supports both student-to-student interaction and teacher-to-student interaction. The class interacts in a large group format, though teachers have ample opportunity to work with students one on one. Courses that emphasize discussions and presentations typically function well with this configuration.

U-Shape

- Teacher-and Learner-Centered Instruction
- Large Group Format
- Best for Small- and Medium-Sized Classes




Clusters

- Learner-Centered Instruction
- Small Group Format
- Suitable for All Class Sizes

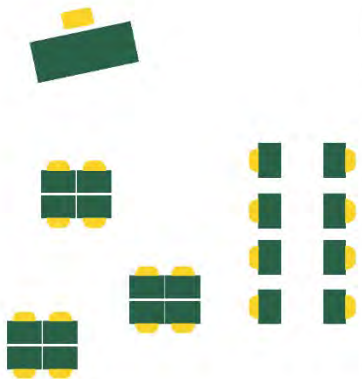
Clustering the desks into small groups promotes student-to-student interaction. Students develop skills such as communication, problem solving, collaboration, and more in this arrangement. These clusters offer safe and comfortable environments for students to share ideas. This comfort, however, also lends itself to off-task behavior and large increase in noise level and distractions.

ALTERNATIVE CONFIGURATIONS



Runway

Best used with smaller classes, this setup puts the emphasis on the educator. The teacher uses the runway between the two rows of facing desks to conduct the lessons. This layout is great for discussions and lecture based classes.




Combination

This configuration is great for classes with students of varying learning levels, methods of learning, and behavioral issues. Mix and match any configuration to best fit your needs and your students' abilities. For example, set up part of the room as rows for students who need to focus on individual work and another part as a mini horseshoe for students who require more discussion-based activities.

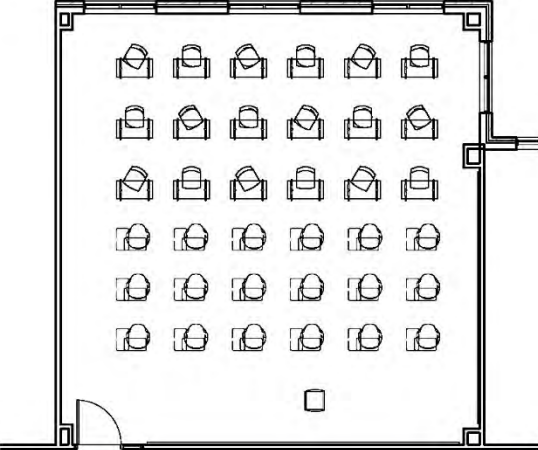
Stadium

A variation of the classic row configuration and runway, desks are grouped in clusters but all facing the same direction. Like runway, this layout is best suited teacher-centric classes.

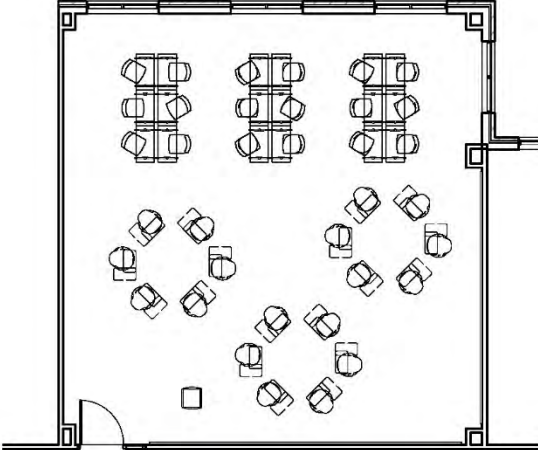


FURNITURE SET 1

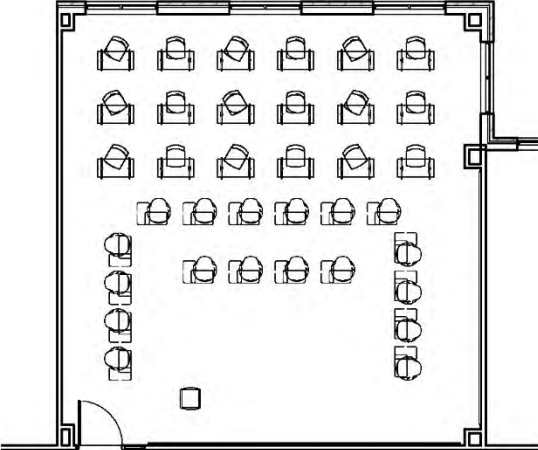
INDIVIDUAL



SMALL GROUPS



COMBINATION



INDIVIDUAL PERSPECTIVE

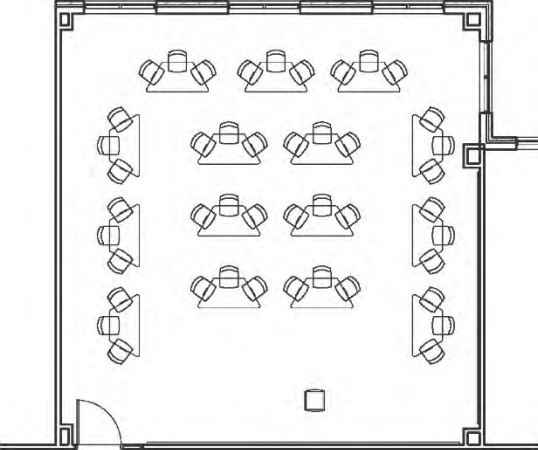
EXAMPLE IMAGES



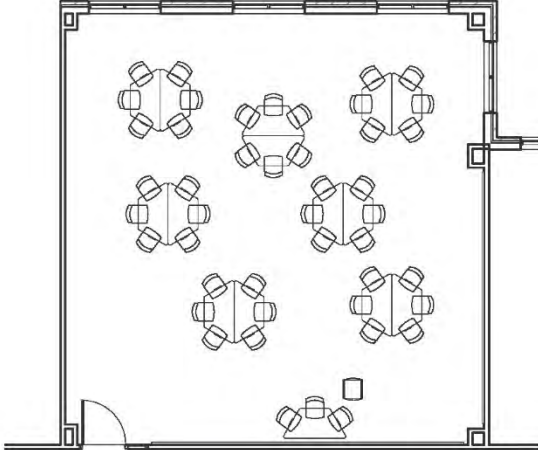


FURNITURE SET 2

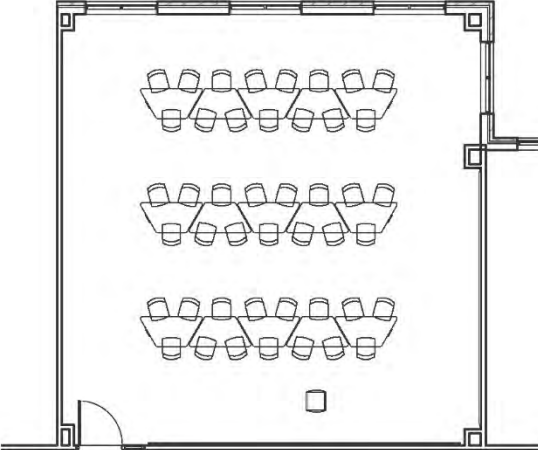
INDIVIDUAL



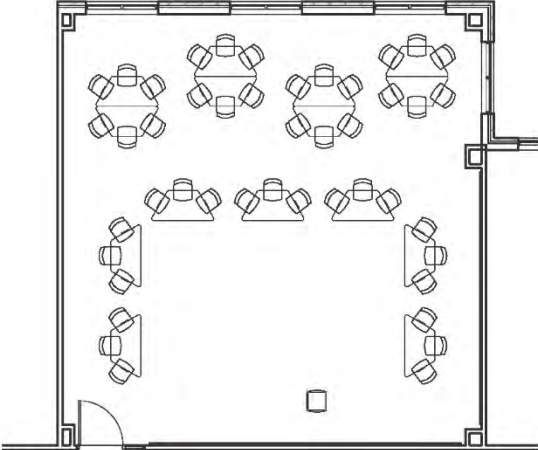
SMALL GROUPS



ROWS



BREAKOUT



INDIVIDUAL PERSPECTIVE

EXAMPLE IMAGES



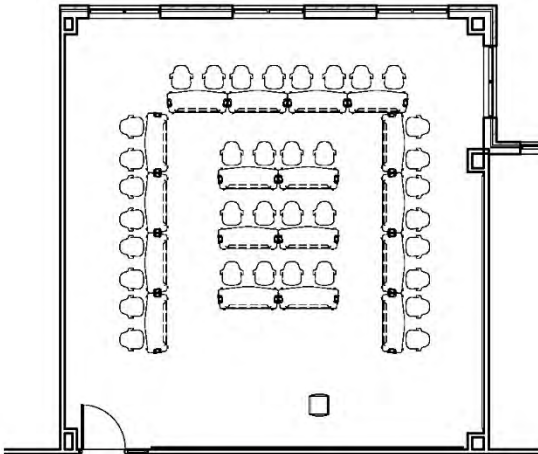
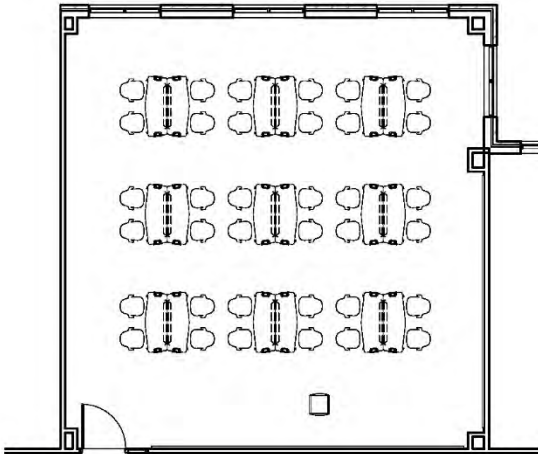
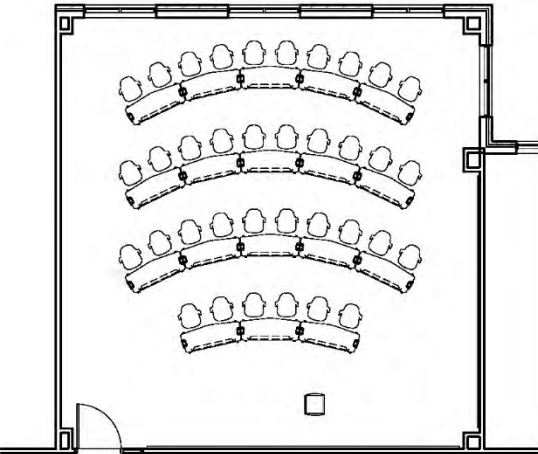


FURNITURE SET 3

LECTURE

SMALL GROUPS

COMBINATION



LECTURE PERSPECTIVE

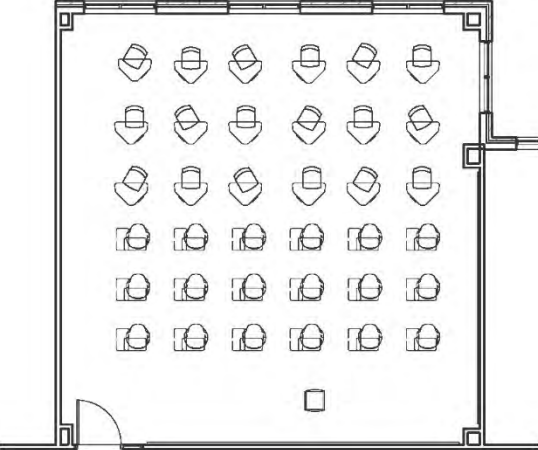
EXAMPLE IMAGES



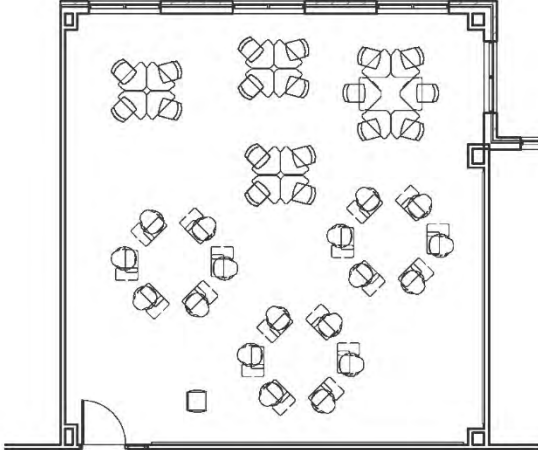


FURNITURE SET 4

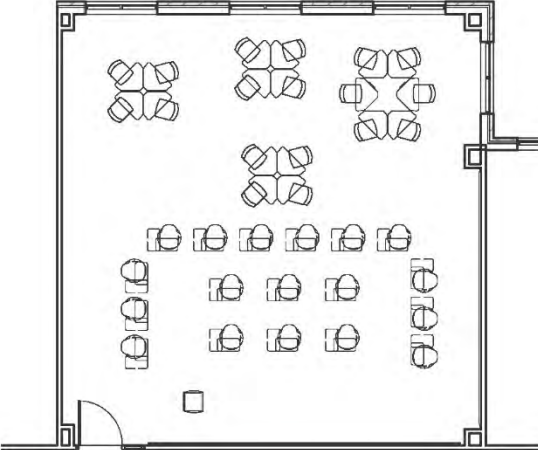
LECTURE



SMALL GROUPS



ROWS



LECTURE PERSPECTIVE

EXAMPLE IMAGES







ARKANSAS TECH UNIVERSITY

Campus Furniture Standards



VERTICAL ANALYSIS: