

Q24.

**Section I.A. GENERAL INFORMATION - Music Executive**

*For more information about completing this section, please click [here](#).*

Q26. **Please Note:** Information must be entered into all fields noted below. If a facsimile number is not available, please enter “555-555-5555”. Should an error message appear, it pertains to the field directly above the message.

**Q1. 1. Music Executive/Representative**

Name of Music Executive/Representative to NASM	Jeff Bright
Title of Music Executive/Representative to NASM	Head Department of Music
Name of Institution (please do not abbreviate)	Arkansas Tech University
Name of Unit (please use full designation)	Department of Music
Street Address and/or P.O. Box	Arkansas Tech University Witherspoon Hall 107 407 W. Q Street
City	Russellville
State	Arkansas
Zip code	72801
Telephone	479-968-0369
Facsimile	479-968-0467
Email	jbright6@atu.edu

**Q2. CONFIDENTIALITY**

Individual institutional financial information provided in the HEADS Data Survey is held in confidence by HEADS. HEADS will release non-institution specific financial data in the aggregate and subsets of the aggregate through the HEADS Data feature. Information pertaining to a specific institution should be sought from the institution directly.

Q25.

### **Section I.A. GENERAL INFORMATION - Institutional**

*For more information about completing this section, please click [here](#).*

**Q3. 2. Please Check all that apply:**

- ☐ Private
- ☒ Public
- ☐ Proprietary
- ☐ Not-for-Profit
- ☐ Free-Standing/Independent
- ☐ Land-Grant
- ☐ Research
- ☐ Community/Junior College
- ☒ Degree-Granting
- ☐ Non-Degree-Granting

**Q4. 3. What is the TOTAL institutional enrollment (number of individuals, i.e., headcount) for Fall 2021? Include only local campus, not system-wide, enrollment. (Please check only one.)**

- ☐ 1 - 500
- ☐ 501 - 1,000
- ☐ 1,001 - 2,500
- ☐ 2,501 - 5,000
- ☒ 5,001 - 10,000
- ☐ 10,001 - 15,000

- ☐ 15,001 - 20,000
- ☐ 20,001 - 25,000
- ☐ 25,001 - 30,000
- ☐ 30,001 - 35,000
- ☐ 35,001 - 40,000
- ☐ 40,001 plus

**Q5. 4. What is the highest program level offered IN MUSIC at your institution?** *(Please check only one.)*

- ☐ Associate Degree
- ☒ Baccalaureate Degree
- ☐ Master's Degree
- ☐ Doctoral Degree

**Q6. 5. What is the highest program level offered IN ANY UNIT at your institution?** *(Please check only one.)*

- ☐ Associate Degree
- ☐ Baccalaureate Degree
- ☐ Master's Degree
- ☐ Post-Master's Degree (Not Doctoral)
- ☒ Doctoral Degree

**Q7. 6. Is your institution an accredited institutional member of NASM?** *(Please check only one.)*

- ☒ Member
- ☐ Non-Member

**Q8. 7. Is your institution involved with either of the following during the 2021-2022 academic year?** (*Check all that apply. If your institution is not involved with either, please leave blank.*)

- ☐ Building a new music facility
- ☐ Renovating the music facility

**Q9. 8. Does your institution offer any programs IN MUSIC in which more than forty percent (40%) of the curricular requirements are fulfilled through distance learning mechanisms?**

- ☐ Yes
- ☒ No

**Q1. You have reached the end of this section.**

**At this point, you may close this tab within your browser and return to your account or if this section has been reviewed and is acceptable for final submission, please proceed by clicking the Submit button below.**

**Please Note:** Clicking the Submit button will submit and close out this section of the Survey. Once the section is submitted and closed out, you will not be able to return to this section, nor will the submit button be functional. If you do not submit this section at this time, all data entered will be saved.

*This question was not displayed to the respondent.*

**Location Data**

**Location:** ([35.307098388672](#), [-93.067596435547](#))

**Source:** GeolIP Estimation



Q1.

**Section II.A: ASSOCIATE DEGREES - Enrollment by Major Area**

For more information about completing this section, please click [here](#).

Q2.

**1. Associate of Fine Arts Degree Programs or Equivalent**

(Enter only number of major students enrolled in Music programs with at least 65% Music content.)

	(a) Music Major Enrollment Summer 2021	(b) Music Major Enrollment Fall 2021	(c) Number of Degrees Awarded to Music Majors July 1, 2020 - June 30, 2021
Horn Performance	<input type="text" value="0"/>	<input type="text" value="0"/>	<input type="text" value="0"/>
Trumpet Performance	<input type="text" value="0"/>	<input type="text" value="0"/>	<input type="text" value="0"/>
Trombone Performance	<input type="text" value="0"/>	<input type="text" value="0"/>	<input type="text" value="0"/>
Euphonium Performance	<input type="text" value="0"/>	<input type="text" value="0"/>	<input type="text" value="0"/>
Tuba Performance	<input type="text" value="0"/>	<input type="text" value="0"/>	<input type="text" value="0"/>
Guitar Performance	<input type="text" value="0"/>	<input type="text" value="0"/>	<input type="text" value="0"/>
Harp Performance	<input type="text" value="0"/>	<input type="text" value="0"/>	<input type="text" value="0"/>
Harpsichord Performance	<input type="text" value="0"/>	<input type="text" value="0"/>	<input type="text" value="0"/>
Jazz Studies	<input type="text" value="0"/>	<input type="text" value="0"/>	<input type="text" value="0"/>
Music History/Literature	<input type="text" value="0"/>	<input type="text" value="0"/>	<input type="text" value="0"/>
Organ Performance	<input type="text" value="0"/>	<input type="text" value="0"/>	<input type="text" value="0"/>
Percussion Performance	<input type="text" value="0"/>	<input type="text" value="0"/>	<input type="text" value="0"/>
Piano Performance	<input type="text" value="0"/>	<input type="text" value="0"/>	<input type="text" value="0"/>
Violin Performance	<input type="text" value="0"/>	<input type="text" value="0"/>	<input type="text" value="0"/>

Viola Performance	<input type="text" value="0"/>	<input type="text" value="0"/>	<input type="text" value="0"/>
Cello Performance	<input type="text" value="0"/>	<input type="text" value="0"/>	<input type="text" value="0"/>
Double Bass Performance	<input type="text" value="0"/>	<input type="text" value="0"/>	<input type="text" value="0"/>
Soprano	<input type="text" value="0"/>	<input type="text" value="0"/>	<input type="text" value="0"/>
Alto	<input type="text" value="0"/>	<input type="text" value="0"/>	<input type="text" value="0"/>
Tenor	<input type="text" value="0"/>	<input type="text" value="0"/>	<input type="text" value="0"/>
Bass	<input type="text" value="0"/>	<input type="text" value="0"/>	<input type="text" value="0"/>
Flute Performance	<input type="text" value="0"/>	<input type="text" value="0"/>	<input type="text" value="0"/>
Oboe Performance	<input type="text" value="0"/>	<input type="text" value="0"/>	<input type="text" value="0"/>
Clarinet Performance	<input type="text" value="0"/>	<input type="text" value="0"/>	<input type="text" value="0"/>
Bassoon Performance	<input type="text" value="0"/>	<input type="text" value="0"/>	<input type="text" value="0"/>
Saxophone Performance	<input type="text" value="0"/>	<input type="text" value="0"/>	<input type="text" value="0"/>
Other (please specify): <input type="text"/>	<input type="text" value="0"/>	<input type="text" value="0"/>	<input type="text" value="0"/>
Other (please specify): <input type="text"/>	<input type="text" value="0"/>	<input type="text" value="0"/>	<input type="text" value="0"/>
<b>#Conjoint, Total#</b>	<input type="text" value="0"/>	<input type="text" value="0"/>	<input type="text" value="0"/>

**Q3. 2. Associate Degree Programs in Music Education, Music/Business and Music Combined with an Outside Field**

(Enter only number of major students enrolled in Music programs with at least 50% Music content.)

	(a) Music Major Enrollment Summer 2021	(b) Music Major Enrollment Fall 2021	(c) Number of Degrees Awarded to Music Majors July 1, 2020 - June 30, 2021
Choral	<input type="text" value="0"/>	<input type="text" value="0"/>	<input type="text" value="0"/>
Instrumental	<input type="text" value="0"/>	<input type="text" value="0"/>	<input type="text" value="0"/>
General	<input type="text" value="0"/>	<input type="text" value="0"/>	<input type="text" value="0"/>
Combined Tracks	<input type="text" value="0"/>	<input type="text" value="0"/>	<input type="text" value="0"/>

No track specified	<input type="text" value="0"/>	<input type="text" value="0"/>	<input type="text" value="0"/>
Music Industry/Music Business	<input type="text" value="0"/>	<input type="text" value="0"/>	<input type="text" value="0"/>
Music Technology	<input type="text" value="0"/>	<input type="text" value="0"/>	<input type="text" value="0"/>
Other (please specify): <input type="text"/>	<input type="text" value="0"/>	<input type="text" value="0"/>	<input type="text" value="0"/>
Other (please specify): <input type="text"/>	<input type="text" value="0"/>	<input type="text" value="0"/>	<input type="text" value="0"/>
Other (please specify): <input type="text"/>	<input type="text" value="0"/>	<input type="text" value="0"/>	<input type="text" value="0"/>
<b>#Conjoint, Total#</b>	<input type="text" value="0"/>	<input type="text" value="0"/>	<input type="text" value="0"/>

Q4.

### 3. Associate Liberal Arts Degree Programs in Music

(Enter only number of major students enrolled in Music programs with at least 30-45% Music content.)

	(a) Music Major Enrollment Summer 2021	(b) Music Major Enrollment Fall 2021	(c) Number of Degrees Awarded to Music Majors July 1, 2020 - June 30, 2021
Liberal Arts Degree	<input type="text" value="0"/>	<input type="text" value="0"/>	<input type="text" value="0"/>
Other (please specify): <input type="text"/>	<input type="text" value="0"/>	<input type="text" value="0"/>	<input type="text" value="0"/>
Other (please specify): <input type="text"/>	<input type="text" value="0"/>	<input type="text" value="0"/>	<input type="text" value="0"/>
Other (please specify): <input type="text"/>	<input type="text" value="0"/>	<input type="text" value="0"/>	<input type="text" value="0"/>
<b>#Conjoint, Total#</b>	<input type="text" value="0"/>	<input type="text" value="0"/>	<input type="text" value="0"/>

### Q22. 4. Grand Total of Associate Degrees

The grand total below has been automatically summed.

	(a) Music Major Enrollment Summer 2021	(b) Music Major Enrollment Fall 2021	(c) Number of Degrees Awarded to Music Majors July 1, 2020 - June 30, 2021
II.A.1. Associate of Fine Arts Degree Programs or Equivalent	<input type="text" value="0"/>	<input type="text" value="0"/>	<input type="text" value="0"/>



II.A.2. Associate Degree Programs in Music Education, Music/Business and Music Combined with an Outside Field	0	0	0
II.A.3. Associate Liberal Arts Degree Programs in Music	0	0	0
#Conjoint, Total#	0	0	0

Q1. You have reached the end of this section.

At this point, you may close this tab within your browser and return to your account or if this section has been reviewed and is acceptable for final submission, please proceed by clicking the Submit button below.


**Please Note:** Clicking the Submit button will submit and close out this section of the Survey. Once the section is submitted and closed out, you will not be able to return to this section, nor will the submit button be functional. If you do not submit this section at this time, all data entered will be saved.

*This question was not displayed to the respondent.*

Location Data

Location: [\(35.307098388672, -93.067596435547\)](#)

Source: GeolIP Estimation



**Q1. Section II.B: BACCALAUREATE DEGREES - Enrollment by Major Area**

For more information about completing this section, please click [here](#).

**Q2. 1. Bachelor of Music Degree Programs or Other Professional Degree Program**

(Enter only number of major students enrolled in Music programs with at least 65% Music content.)

	(a) Music Major Enrollment Summer 2021	(b) Music Major Enrollment Fall 2021	(c) Number of Degrees Awarded to Music Majors July 1, 2020 - June 30, 2021
Accompanying	<input type="text" value="0"/>	<input type="text" value="0"/>	<input type="text" value="0"/>
Horn Performance	<input type="text" value="0"/>	<input type="text" value="0"/>	<input type="text" value="0"/>
Trumpet Performance	<input type="text" value="0"/>	<input type="text" value="0"/>	<input type="text" value="0"/>
Trombone Performance	<input type="text" value="0"/>	<input type="text" value="0"/>	<input type="text" value="0"/>
Euphonium Performance	<input type="text" value="0"/>	<input type="text" value="0"/>	<input type="text" value="0"/>
Tuba Performance	<input type="text" value="0"/>	<input type="text" value="0"/>	<input type="text" value="0"/>
Composition	<input type="text" value="0"/>	<input type="text" value="0"/>	<input type="text" value="0"/>
Guitar Performance	<input type="text" value="0"/>	<input type="text" value="0"/>	<input type="text" value="0"/>
Harp Performance	<input type="text" value="0"/>	<input type="text" value="0"/>	<input type="text" value="0"/>
Harpsichord Performance	<input type="text" value="0"/>	<input type="text" value="0"/>	<input type="text" value="0"/>
Jazz Studies	<input type="text" value="0"/>	<input type="text" value="0"/>	<input type="text" value="0"/>
Literature	<input type="text" value="0"/>	<input type="text" value="0"/>	<input type="text" value="0"/>
Music History	<input type="text" value="0"/>	<input type="text" value="0"/>	<input type="text" value="0"/>
Organ Performance	<input type="text" value="0"/>	<input type="text" value="0"/>	<input type="text" value="0"/>
Percussion Performance	<input type="text" value="0"/>	<input type="text" value="0"/>	<input type="text" value="0"/>

Piano Performance	<div>0</div>	<div>0</div>	<div>0</div>
Pedagogy	<div>0</div>	<div>0</div>	<div>0</div>
Sacred Music/Worship Studies	<div>0</div>	<div>0</div>	<div>0</div>
Violin Performance	<div>0</div>	<div>0</div>	<div>0</div>
Viola Performance	<div>0</div>	<div>0</div>	<div>0</div>
Cello Performance	<div>0</div>	<div>0</div>	<div>0</div>
Double Bass Performance	<div>0</div>	<div>0</div>	<div>0</div>
Theory	<div>0</div>	<div>0</div>	<div>0</div>
Theory/Composition	<div>0</div>	<div>0</div>	<div>0</div>
Soprano	<div>0</div>	<div>0</div>	<div>0</div>
Alto	<div>0</div>	<div>0</div>	<div>0</div>
Tenor	<div>0</div>	<div>0</div>	<div>0</div>
Bass	<div>0</div>	<div>0</div>	<div>0</div>
Flute Performance	<div>0</div>	<div>0</div>	<div>0</div>
Oboe Performance	<div>0</div>	<div>0</div>	<div>0</div>
Clarinet Performance	<div>0</div>	<div>0</div>	<div>0</div>
Bassoon Performance	<div>0</div>	<div>0</div>	<div>0</div>
Saxophone Performance	<div>0</div>	<div>0</div>	<div>0</div>
Other (please specify): <div></div>	<div>0</div>	<div>0</div>	<div>0</div>
Other (please specify): <div></div>	<div>0</div>	<div>0</div>	<div>0</div>
Other (please specify): <div></div>	<div>0</div>	<div>0</div>	<div>0</div>
#Conjoint, Total#	<div>0</div>	<div>0</div>	<div>0</div>

**Q3. 2. Baccalaureate Degree Programs in Music Education, Music Therapy, Musical Arts, and Music Combined with an Outside Field**

(Enter only number of major students enrolled in Music programs with at least 50% Music content.)

	(a) Music Major Enrollment Summer 2021	(b) Music Major Enrollment Fall 2021	(c) Number of Degrees Awarded to Music Majors July 1, 2020 - June 30, 2021
Choral	1	41	6
Instrumental	8	78	14
General	0	0	0
Combined tracks	0	3	2
No tracks specified	0	0	0
Music Therapy	0	0	0
Music/Arts Administration	0	0	0
Music/Engineering	0	0	0
Music Industry/ Music Business	0	0	0
Music Technology	0	0	0
Musical Arts	0	0	0
Musical Theatre	0	0	0
Other (please specify): <input type="text"/>	0	0	0
Other (please specify): <input type="text"/>	0	0	0
<b>#Conjoint, Total#</b>	9	122	22

Q4.

**3. Baccalaureate Liberal Arts Degree Programs in Music (B.A., B.S.)**

(Enter only number of major students enrolled in Music programs with at least 30-45% Music content.)

	(a) Music Major Enrollment Summer 2021	(b) Music Major Enrollment Fall 2021	(c) Number of Degrees Awarded to Music Majors July 1, 2020 - June 30, 2021
Liberal Arts Degree	6	39	6

Other (please specify): <input type="text"/>	<input type="text" value="0"/>	<input type="text" value="0"/>	<input type="text" value="0"/>
Other (please specify): <input type="text"/>	<input type="text" value="0"/>	<input type="text" value="0"/>	<input type="text" value="0"/>
Other (please specify): <input type="text"/>	<input type="text" value="0"/>	<input type="text" value="0"/>	<input type="text" value="0"/>
<b>#Conjoint, Total#</b>	<input type="text" value="6"/>	<input type="text" value="39"/>	<input type="text" value="6"/>

#### Q28. 4. Grand Total of Baccalaureate Degrees

*The grand total below has been automatically summed.*

	(a) Music Major Enrollment Summer 2021	(b) Music Major Enrollment Fall 2021	(c) Number of Degrees Awarded to Music Majors July 1, 2020 - June 30, 2021
II.B.1. Bachelor of Music Degree Programs or Other Professional Degree Program	<input type="text" value="0"/>	<input type="text" value="0"/>	<input type="text" value="0"/>
II.B.2. Baccalaureate Degree Programs in Music Education, Music Therapy, Musical Arts, and Music Combined with an Outside Field	<input type="text" value="9"/>	<input type="text" value="122"/>	<input type="text" value="22"/>
II.B.3. Baccalaureate Liberal Arts Degree Programs in Music (B.A., B.S.)	<input type="text" value="6"/>	<input type="text" value="39"/>	<input type="text" value="6"/>
<b>#Conjoint, Total#</b>	<input type="text" value="15"/>	<input type="text" value="161"/>	<input type="text" value="28"/>

Q1. You have reached the end of this section.

**At this point, you may close this tab within your browser and return to your account or if this section has been reviewed and is acceptable for final submission, please proceed by clicking the Submit button below.**

**Please Note:** Clicking the Submit button will submit and close out this section of the Survey. Once the section is submitted and closed out, you will not be able to return to this section, nor will the submit button be functional. If you do not submit this section at this time, all data entered will be saved.

*This question was not displayed to the respondent.*

**Location Data**

**Location:** ([35.307098388672](#), [-93.067596435547](#))

**Source:** GeolIP Estimation



Q1.  
**Section II.C: MASTER'S DEGREES - Enrollment by Major Area**  
 For more information about completing this section, please click [here](#).

Q2.  
**1. Specific Master's Degree Programs (M.M.)**  
 (Enter only number of major students enrolled in Music degree programs)

	(a) Music Major Enrollment Summer 2021	(b) Music Major Enrollment Fall 2021	(c) Number of Degrees Awarded to Music Majors July 1, 2020 - June 30, 2021
Accompanying	<input type="text" value="0"/>	<input type="text" value="0"/>	<input type="text" value="0"/>
Arts Administration	<input type="text" value="0"/>	<input type="text" value="0"/>	<input type="text" value="0"/>
Horn Performance	<input type="text" value="0"/>	<input type="text" value="0"/>	<input type="text" value="0"/>
Trumpet Performance	<input type="text" value="0"/>	<input type="text" value="0"/>	<input type="text" value="0"/>
Trombone Performance	<input type="text" value="0"/>	<input type="text" value="0"/>	<input type="text" value="0"/>
Euphonium Performance	<input type="text" value="0"/>	<input type="text" value="0"/>	<input type="text" value="0"/>
Tuba Performance	<input type="text" value="0"/>	<input type="text" value="0"/>	<input type="text" value="0"/>
Composition	<input type="text" value="0"/>	<input type="text" value="0"/>	<input type="text" value="0"/>
Conducting	<input type="text" value="0"/>	<input type="text" value="0"/>	<input type="text" value="0"/>
Ethnomusicology	<input type="text" value="0"/>	<input type="text" value="0"/>	<input type="text" value="0"/>
Guitar Performance	<input type="text" value="0"/>	<input type="text" value="0"/>	<input type="text" value="0"/>
Harp Performance	<input type="text" value="0"/>	<input type="text" value="0"/>	<input type="text" value="0"/>
Harpsichord Performance	<input type="text" value="0"/>	<input type="text" value="0"/>	<input type="text" value="0"/>
Jazz Studies	<input type="text" value="0"/>	<input type="text" value="0"/>	<input type="text" value="0"/>

Choral	0	0	0
Instrumental	0	0	0
General	0	0	0
Combined tracks	0	0	0
No tracks specified	0	0	0
Music History/Musicology	0	0	0
Music Therapy	0	0	0
Opera	0	0	0
Organ Performance	0	0	0
Pedagogy	0	0	0
Percussion Performance	0	0	0
Piano Performance	0	0	0
Sacred Music/Worship Studies	0	0	0
Violin Performance	0	0	0
Viola Performance	0	0	0
Cello Performance	0	0	0
Double Bass Performance	0	0	0
Theory	0	0	0
Soprano	0	0	0
Alto	0	0	0
Tenor	0	0	0
Bass	0	0	0
Flute Performance	0	0	0
Oboe Performance	0	0	0
Clarinet Performance	0	0	0



Bassoon Performance	<input type="text" value="0"/>	<input type="text" value="0"/>	<input type="text" value="0"/>
Saxophone Performance	<input type="text" value="0"/>	<input type="text" value="0"/>	<input type="text" value="0"/>
Other (please specify): <input type="text"/>	<input type="text" value="0"/>	<input type="text" value="0"/>	<input type="text" value="0"/>
Other (please specify): <input type="text"/>	<input type="text" value="0"/>	<input type="text" value="0"/>	<input type="text" value="0"/>
<b>#Conjoint, Total#</b>	<input type="text" value="0"/>	<input type="text" value="0"/>	<input type="text" value="0"/>

Q3.

**2. General Master's Degree Programs (M.A., or M.S.)**

(Enter only number of major students enrolled in Music degree programs)

	(a) Music Major Enrollment Summer 2021	(b) Music Major Enrollment Fall 2021	(c) Number of Degrees Awarded to Music Majors July 1, 2020 - June 30, 2021
General Master's in Music	<input type="text" value="0"/>	<input type="text" value="0"/>	<input type="text" value="0"/>
Other (please specify): <input type="text"/>	<input type="text" value="0"/>	<input type="text" value="0"/>	<input type="text" value="0"/>
Other (please specify): <input type="text"/>	<input type="text" value="0"/>	<input type="text" value="0"/>	<input type="text" value="0"/>
Other (please specify): <input type="text"/>	<input type="text" value="0"/>	<input type="text" value="0"/>	<input type="text" value="0"/>
<b>#Conjoint, Total#</b>	<input type="text" value="0"/>	<input type="text" value="0"/>	<input type="text" value="0"/>

**Q28. 3. Grand Total of Master's Degrees**

*The grand total below has been automatically summed.*

	(a) Music Major Enrollment Summer 2021	(b) Music Major Enrollment Fall 2021	(c) Number of Degrees Awarded to Music Majors July 1, 2020 - June 30, 2021
II.C.1 Specific Master's Degree Programs (M.M.)	<input type="text" value="0"/>	<input type="text" value="0"/>	<input type="text" value="0"/>
II.C.2. General Master's Degree Programs (M.A., or M.S.)	<input type="text" value="0"/>	<input type="text" value="0"/>	<input type="text" value="0"/>

Q1. You have reached the end of this section.

At this point, you may close this tab within your browser and return to your account or if this section has been reviewed and is acceptable for final submission, please proceed by clicking the Submit button below.

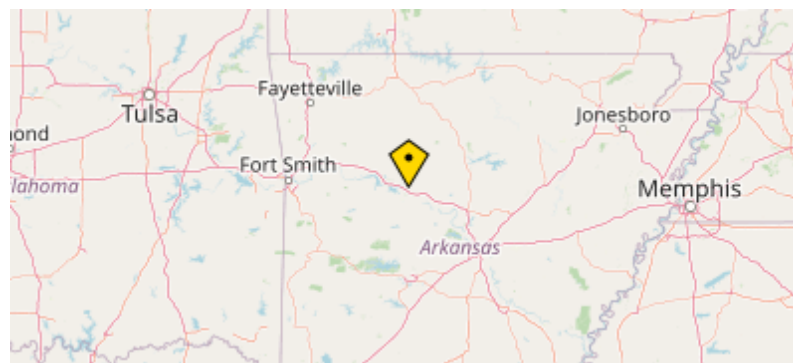
**Please Note:** Clicking the Submit button will submit and close out this section of the Survey. Once the section is submitted and closed out, you will not be able to return to this section, nor will the submit button be functional. If you do not submit this section at this time, all data entered will be saved.

*This question was not displayed to the respondent.*

#### Location Data

**Location:** ([35.307098388672](#), [-93.067596435547](#)).

**Source:** GeolIP Estimation



Q1.

**Section II.D: DOCTORAL DEGREES - ENROLLMENT BY MAJOR AREA**

For more information about completing this section, please click [here](#).

Q2.

**1. Doctoral Degree Programs in Music**

(Enter only number of major students enrolled in Music degree programs.)

	(a) Music Major Enrollment Summer 2021	(b) Music Major Enrollment Fall 2021	(c) Number of Degrees Awarded to Music Majors July 1, 2020 - June 30, 2021
Accompanying	<input type="text" value="0"/>	<input type="text" value="0"/>	<input type="text" value="0"/>
Horn Performance	<input type="text" value="0"/>	<input type="text" value="0"/>	<input type="text" value="0"/>
Trumpet Performance	<input type="text" value="0"/>	<input type="text" value="0"/>	<input type="text" value="0"/>
Trombone Performance	<input type="text" value="0"/>	<input type="text" value="0"/>	<input type="text" value="0"/>
Euphonium Performance	<input type="text" value="0"/>	<input type="text" value="0"/>	<input type="text" value="0"/>
Tuba Performance	<input type="text" value="0"/>	<input type="text" value="0"/>	<input type="text" value="0"/>
Composition	<input type="text" value="0"/>	<input type="text" value="0"/>	<input type="text" value="0"/>
Conducting	<input type="text" value="0"/>	<input type="text" value="0"/>	<input type="text" value="0"/>
Ethnomusicology	<input type="text" value="0"/>	<input type="text" value="0"/>	<input type="text" value="0"/>
Guitar Performance	<input type="text" value="0"/>	<input type="text" value="0"/>	<input type="text" value="0"/>
Harp Performance	<input type="text" value="0"/>	<input type="text" value="0"/>	<input type="text" value="0"/>
Harpsichord Performance	<input type="text" value="0"/>	<input type="text" value="0"/>	<input type="text" value="0"/>
Jazz Studies	<input type="text" value="0"/>	<input type="text" value="0"/>	<input type="text" value="0"/>
Choral	<input type="text" value="0"/>	<input type="text" value="0"/>	<input type="text" value="0"/>

Instrumental	0	0	0
General	0	0	0
Combined tracks	0	0	0
No tracks specified	0	0	0
Musicology	0	0	0
Opera	0	0	0
Organ Performance	0	0	0
Pedagogy	0	0	0
Percussion Performance	0	0	0
Piano Performance	0	0	0
Sacred Music/Worship Studies	0	0	0
Violin Performance	0	0	0
Viola Performance	0	0	0
Cello Performance	0	0	0
Double Bass Performance	0	0	0
Theory	0	0	0
Soprano	0	0	0
Alto	0	0	0
Tenor	0	0	0
Bass	0	0	0
Flute Performance	0	0	0
Oboe Performance	0	0	0
Clarinet Performance	0	0	0
Bassoon Performance	0	0	0
Saxophone Performance	0	0	0

Other (please specify): <div></div>	<div>0</div>	<div>0</div>	<div>0</div>
Other (please specify): <div></div>	<div>0</div>	<div>0</div>	<div>0</div>
#Conjoint, Total#	<div>0</div>	<div>0</div>	<div>0</div>

Q28. **2. Grand Total of Doctoral Degrees**  
*The grand total below has been automatically summed.*

	(a) Music Major Enrollment Summer 2021	(b) Music Major Enrollment Fall 2021	(c) Number of Degrees Awarded to Music Majors July 1, 2020 - June 30, 2021
Grand Total of II.D.1.	<div>0</div>	<div>0</div>	<div>0</div>

Q1. You have reached the end of this section.

At this point, you may close this tab within your browser and return to your account or if this section has been reviewed and is acceptable for final submission, please proceed by clicking the Submit button below.

**Please Note:** Clicking the Submit button will submit and close out this section of the Survey. Once the section is submitted and closed out, you will not be able to return to this section, nor will the submit button be functional. If you do not submit this section at this time, all data entered will be saved.

*This question was not displayed to the respondent.*

Location Data

**Location:** ([35.307098388672](#), [-93.067596435547](#))

**Source:** GeolIP Estimation



**Q1. Section II.E: NON-DEGREE-GRANTING PROGRAMS - Enrollment by Program**

For more information about completing this section, please click [here](#).

**Q2. 1. Undergraduate Level Non-Degree-Granting Programs (Certificate, Diploma, etc.)**

Enter only the programs that require at least 30 semester hours/45 quarter hours (or the equivalent).

	(a) Enrollment Summer 2021	(b) Enrollment Fall 2021	(c) Number of Students Completing Program July 1, 2020 - June 30, 2021
Program Title: <input type="text"/>	<input type="text" value="0"/>	<input type="text" value="0"/>	<input type="text" value="0"/>
Program Title: <input type="text"/>	<input type="text" value="0"/>	<input type="text" value="0"/>	<input type="text" value="0"/>
Program Title: <input type="text"/>	<input type="text" value="0"/>	<input type="text" value="0"/>	<input type="text" value="0"/>
Program Title: <input type="text"/>	<input type="text" value="0"/>	<input type="text" value="0"/>	<input type="text" value="0"/>
Program Title: <input type="text"/>	<input type="text" value="0"/>	<input type="text" value="0"/>	<input type="text" value="0"/>
<b>#Conjoint, Total#</b>	<input type="text" value="0"/>	<input type="text" value="0"/>	<input type="text" value="0"/>

**Q3. 2. Graduate Level Non-Degree-Granting Programs (Certificate, Diploma, etc.)**

Enter only the programs that require at least 15 semester hours/22 quarter hours (or the equivalent).

	(a) Enrollment Summer 2021	(b) Enrollment Fall 2021	(c) Number of Students Completing Program July 1, 2020 - June 30, 2021
Program Title: <input type="text"/>	<input type="text" value="0"/>	<input type="text" value="0"/>	<input type="text" value="0"/>
Program Title: <input type="text"/>	<input type="text" value="0"/>	<input type="text" value="0"/>	<input type="text" value="0"/>

Program Title: <input type="text"/>	<input type="text" value="0"/>	<input type="text" value="0"/>	<input type="text" value="0"/>
Program Title: <input type="text"/>	<input type="text" value="0"/>	<input type="text" value="0"/>	<input type="text" value="0"/>
Program Title: <input type="text"/>	<input type="text" value="0"/>	<input type="text" value="0"/>	<input type="text" value="0"/>
<b>#Conjoint, Total#</b>	<input type="text" value="0"/>	<input type="text" value="0"/>	<input type="text" value="0"/>

### Q22. 3. Grand Total of Non-Degree-Granting Programs

*The grand total below has been automatically summed.*

	(a) Enrollment Summer 2021	(b) Enrollment Fall 2021	(c) Number of Students Completing Program July 1, 2020 - June 30, 2021
II.E.1. Undergraduate Level Non-Degree-Granting Programs (Certificate, Diploma, etc.)	<input type="text" value="0"/>	<input type="text" value="0"/>	<input type="text" value="0"/>
II.E.2. Graduate Level Non-Degree-Granting Programs (Certificate, Diploma, etc.)	<input type="text" value="0"/>	<input type="text" value="0"/>	<input type="text" value="0"/>
<b>#Conjoint, Total#</b>	<input type="text" value="0"/>	<input type="text" value="0"/>	<input type="text" value="0"/>

Q1. You have reached the end of this section.

**At this point, you may close this tab within your browser and return to your account or if this section has been reviewed and is acceptable for final submission, please proceed by clicking the Submit button below.**

**Please Note:** Clicking the Submit button will submit and close out this section of the Survey. Once the section is submitted and closed out, you will not be able to return to this section, nor will the submit button be functional. If you do not submit this section at this time, all data entered will be saved.

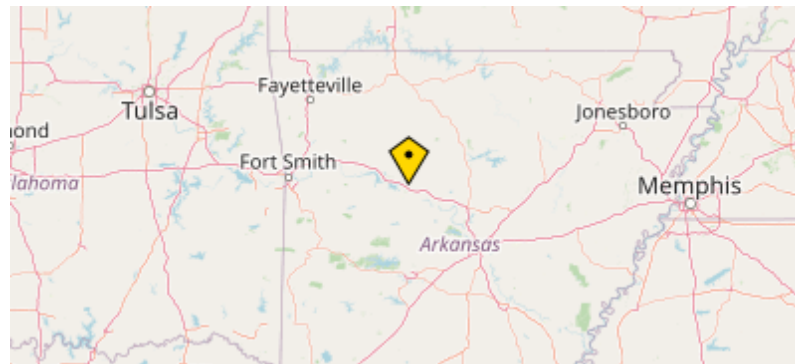
*This question was not displayed to the respondent.*

**Location Data**



**Location:** ([35.307098388672](#), [-93.067596435547](#))

**Source:** GeolIP Estimation



**Q1. Section II.F: ETHNIC BREAKDOWN OF STUDENTS**

For more information about completing this section, please click [here](#).

Q28. The totals for each type of degree/program should equal the totals entered from previous sections.

Q2.

	Black/African American Male	Black/African American Female	American Indian/Alaska Native Male	American Indian/Alaska Native Female	Asian Male	Asian Female	Hispanic (of any race) Male	Hispanic (of any race) Female	Native Hawaiian/Pacific Islander Male	Native Hawaiian/Pacific Islander Female	White Male	White Female	Other/Ethnicity Unknown Male	Other/Ethnicity Unknown Female
Professional	0	0	0	0	0	0	0	0	0	0	0	0	0	0
Liberal Arts	0	0	0	0	0	0	0	0	0	0	0	0	0	0
Professional	4	1	2	1	1	1	3	7	0	0	55	46	0	1
Liberal Arts	5	0	1	0	0	0	1	1	0	0	20	11	0	0
Specific	0	0	0	0	0	0	0	0	0	0	0	0	0	0
General	0	0	0	0	0	0	0	0	0	0	0	0	0	0
Specific	0	0	0	0	0	0	0	0	0	0	0	0	0	0
General	0	0	0	0	0	0	0	0	0	0	0	0	0	0
Undergraduate	0	0	0	0	0	0	0	0	0	0	0	0	0	0
Graduate	0	0	0	0	0	0	0	0	0	0	0	0	0	0
<b>#Conjoint, Total#</b>	9	1	3	1	1	1	4	8	0	0	75	57	0	1

Q1. You have reached the end of this section.

At this point, you may close this tab within your browser and return to your account or if this section has been reviewed and is acceptable for final submission, please proceed by clicking the Submit button below.

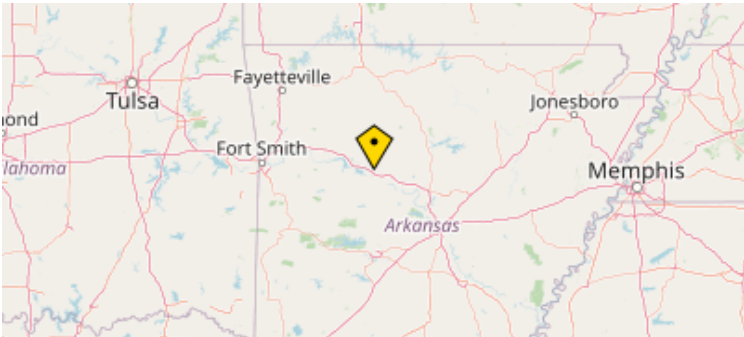
**Please Note:** Clicking the Submit button will submit and close out this section of the Survey. Once the section is submitted and closed out, you will not be able to return to this section, nor will the submit button be functional. If you do not submit this section at this time, all data entered will be saved.

*This question was not displayed to the respondent.*

**Location Data**

**Location:** [\(35.307098388672, -93.067596435547\)](#)

**Source:** GeoIP Estimation



**Q1. Section II.G: BACCALAUREATE MUSIC MAJOR ENROLLMENT BY INSTRUMENT**

For more information about completing this section, please click [here](#).

Q30. Section II.G. seeks additional, more specific information pertaining to baccalaureate music majors. Please note that Section II.G. is an extension of Sections II.B. and II.E.1. and, therefore, may necessarily duplicate information reported in those sections.

**Q2. 1. Bachelor of Music Degree Programs or Other Professional Degree Programs which require at least 65% Music content**

	(a) Music Major Enrollment Summer 2021	(b) Music Major Enrollment Fall 2021
Horn	<input type="text" value="0"/>	<input type="text" value="0"/>
Trumpet	<input type="text" value="0"/>	<input type="text" value="0"/>
Trombone	<input type="text" value="0"/>	<input type="text" value="0"/>
Euphonium	<input type="text" value="0"/>	<input type="text" value="0"/>
Tuba	<input type="text" value="0"/>	<input type="text" value="0"/>
Guitar	<input type="text" value="0"/>	<input type="text" value="0"/>
Harp	<input type="text" value="0"/>	<input type="text" value="0"/>
Harpsichord	<input type="text" value="0"/>	<input type="text" value="0"/>
Organ	<input type="text" value="0"/>	<input type="text" value="0"/>
Percussion	<input type="text" value="0"/>	<input type="text" value="0"/>
Piano	<input type="text" value="0"/>	<input type="text" value="0"/>
Violin	<input type="text" value="0"/>	<input type="text" value="0"/>
Viola	<input type="text" value="0"/>	<input type="text" value="0"/>
Cello	<input type="text" value="0"/>	<input type="text" value="0"/>

Double Bass	<input type="text" value="0"/>	<input type="text" value="0"/>
Soprano	<input type="text" value="0"/>	<input type="text" value="0"/>
Alto	<input type="text" value="0"/>	<input type="text" value="0"/>
Tenor	<input type="text" value="0"/>	<input type="text" value="0"/>
Bass	<input type="text" value="0"/>	<input type="text" value="0"/>
Flute	<input type="text" value="0"/>	<input type="text" value="0"/>
Oboe	<input type="text" value="0"/>	<input type="text" value="0"/>
Clarinet	<input type="text" value="0"/>	<input type="text" value="0"/>
Bassoon	<input type="text" value="0"/>	<input type="text" value="0"/>
Saxophone	<input type="text" value="0"/>	<input type="text" value="0"/>
Other (please specify): <input type="text"/>	<input type="text" value="0"/>	<input type="text" value="0"/>
Other (please specify): <input type="text"/>	<input type="text" value="0"/>	<input type="text" value="0"/>
<b>#Conjoint, Total#</b>	<input type="text" value="0"/>	<input type="text" value="0"/>

**Q3. 2. Baccalaureate Degree Programs in Music Education, Music Therapy, Musical Arts, and Music Combined with an Outside Field which require at least 50% Music content**

	(a) Music Major Enrollment Summer 2021	(b) Music Major Enrollment Fall 2021
Horn	<input type="text" value="1"/>	<input type="text" value="10"/>
Trumpet	<input type="text" value="1"/>	<input type="text" value="18"/>
Trombone	<input type="text" value="3"/>	<input type="text" value="9"/>
Euphonium	<input type="text" value="0"/>	<input type="text" value="2"/>
Tuba	<input type="text" value="2"/>	<input type="text" value="7"/>
Guitar	<input type="text" value="0"/>	<input type="text" value="0"/>
Harp	<input type="text" value="0"/>	<input type="text" value="0"/>

Harpichord	0	0
Organ	0	0
Percussion	0	5
Piano	0	3
Violin	0	0
Viola	0	0
Cello	0	0
Double Bass	0	0
Soprano	1	13
Alto	0	12
Tenor	0	5
Bass	0	11
Flute	0	7
Oboe	0	2
Clarinet	0	9
Bassoon	0	2
Saxophone	1	7
Other (please specify): <input type="text"/>	0	0
Other (please specify): <input type="text"/>	0	0
<b>#Conjoint, Total#</b>	9	122

**Q4. 3. Baccalaureate Liberal Arts Degree Programs in Music (B.A., B.S.) which require 30-45% Music content**

	(a) Music Major Enrollment Summer 2021	(b) Music Major Enrollment Fall 2021
Horn	0	0

Trumpet	1	7
Trombone	0	1
Euphonium	0	2
Tuba	0	1
Guitar	0	0
Harp	0	0
Harpsichord	0	0
Organ	0	0
Percussion	2	3
Piano	0	1
Violin	0	0
Viola	0	0
Cello	0	0
Double Bass	0	0
Soprano	1	4
Alto	0	4
Tenor	1	5
Bass	0	6
Flute	0	0
Oboe	0	0
Clarinet	1	3
Bassoon	0	1
Saxophone	0	1
Other (please specify): <div></div>	0	0
Other (please specify): <div></div>	0	0

#Conjoint, Total#

6

39

Q5. 4. Undergraduate Level Non-Degree-Granting Programs

	(a) Music Major Enrollment Summer 2021	(b) Music Major Enrollment Fall 2021
Horn	0	0
Trumpet	0	0
Trombone	0	0
Euphonium	0	0
Tuba	0	0
Guitar	0	0
Harp	0	0
Harpsichord	0	0
Organ	0	0
Percussion	0	0
Piano	0	0
Violin	0	0
Viola	0	0
Cello	0	0
Double Bass	0	0
Soprano	0	0
Alto	0	0
Tenor	0	0
Bass	0	0
Flute	0	0
Oboe	0	0



Clarinet	<input type="text" value="0"/>	<input type="text" value="0"/>
Bassoon	<input type="text" value="0"/>	<input type="text" value="0"/>
Saxophone	<input type="text" value="0"/>	<input type="text" value="0"/>
Other (please specify): <input type="text"/>	<input type="text" value="0"/>	<input type="text" value="0"/>
Other (please specify): <input type="text"/>	<input type="text" value="0"/>	<input type="text" value="0"/>
<b>#Conjoint, Total#</b>	<input type="text" value="0"/>	<input type="text" value="0"/>

**Q29. 5. Grand Total Baccalaureate Music Major Enrollment by Instrument**

*The grand total below has been automatically summed.*

	(a) Music Major Enrollment Summer 2021	(b) Music Major Enrollment Fall 2021
Horn	<input type="text" value="1"/>	<input type="text" value="10"/>
Trumpet	<input type="text" value="2"/>	<input type="text" value="25"/>
Trombone	<input type="text" value="3"/>	<input type="text" value="10"/>
Euphonium	<input type="text" value="0"/>	<input type="text" value="4"/>
Tuba	<input type="text" value="2"/>	<input type="text" value="8"/>
Guitar	<input type="text" value="0"/>	<input type="text" value="0"/>
Harp	<input type="text" value="0"/>	<input type="text" value="0"/>
Harpsichord	<input type="text" value="0"/>	<input type="text" value="0"/>
Organ	<input type="text" value="0"/>	<input type="text" value="0"/>
Percussion	<input type="text" value="2"/>	<input type="text" value="8"/>
Piano	<input type="text" value="0"/>	<input type="text" value="4"/>
Violin	<input type="text" value="0"/>	<input type="text" value="0"/>
Viola	<input type="text" value="0"/>	<input type="text" value="0"/>
Cello	<input type="text" value="0"/>	<input type="text" value="0"/>

Double Bass	<div>0</div>	<div>0</div>
Soprano	<div>2</div>	<div>17</div>
Alto	<div>0</div>	<div>16</div>
Tenor	<div>1</div>	<div>10</div>
Bass	<div>0</div>	<div>17</div>
Flute	<div>0</div>	<div>7</div>
Oboe	<div>0</div>	<div>2</div>
Clarinet	<div>1</div>	<div>12</div>
Bassoon	<div>0</div>	<div>3</div>
Saxophone	<div>1</div>	<div>8</div>
Other:	<div>0</div>	<div>0</div>
Other:	<div>0</div>	<div>0</div>
#Conjoint, Total#	<div>15</div>	<div>161</div>

Q28.

Q1. You have reached the end of this section.

At this point, you may close this tab within your browser and return to your account or if this section has been reviewed and is acceptable for final submission, please proceed by clicking the Submit button below.

**Please Note:** Clicking the Submit button will submit and close out this section of the Survey. Once the section is submitted and closed out, you will not be able to return to this section, nor will the submit button be functional. If you do not submit this section at this time, all data entered will be saved.

*This question was not displayed to the respondent.*

**Location:** ([35.307098388672](#), [-93.067596435547](#))

**Source:** GeolIP Estimation



Q1.

**Section III: TOTAL INSTRUCTIONAL SERVICE (IN QUARTER OR SEMESTER CREDIT HOURS)**

For more information about completing this section, please click [here](#).

Q6. A. Please indicate whether your institution utilizes quarter credit hours or semester credit hours.

- ☐ Quarter Credit Hours
- ☒ Semester Credit Hours

Q2. B. What is the projected total number of quarter credit hours generated in music courses offered during the 2021-2022 academic year (excluding summer) **by non-music major students** and **music major students**?

*This question was not displayed to the respondent.*

Q7. C. What is the projected total number of semester credit hours generated in music courses offered during the 2021-2022 academic year (excluding summer) **by non-music major students** and **music major students**?

	Semester Credit Hours
Non-Music Major Students	948
Music Major Students	3195
#Conjoint, Total#	4143

Q5. D. What is the projected number of students (nonduplicated headcount) involved in any curricular aspect of the music unit during the 2021-2022 academic year (excluding summer)?

Q1. You have reached the end of this section.

At this point, you may close this tab within your browser and return to your account or if this section has been reviewed and is acceptable for final submission, please proceed by clicking the Submit button below.

**Please Note:** Clicking the Submit button will submit and close out this section of the Survey. Once the section is submitted and closed out, you will not be able to return to this section, nor will the submit button be functional. If you do not submit this section at this time, all data entered will be saved.

*This question was not displayed to the respondent.*

#### Location Data

**Location:** ([35.307098388672](#), [-93.067596435547](#))

**Source:** GeolIP Estimation



Q1.

## **Section IV: MUSIC FACULTY AND INSTRUCTIONAL STAFF**

### **A. MUSIC FACULTY TEACHING A FULL-TIME LOAD: 2021-2022 DATA ONLY**

*For more information about completing this section, please click [here](#).*

**Q14. Please Note:** If the box labeled, “We are unable to provide faculty data by gender and are providing combined faculty data.” is checked, several subsequent subsections will be disengaged and therefore, the numbering of items in this section will not be sequential.

Q2. 1. Check here if appropriate:

☐ We are unable to provide faculty data by gender and are providing combined faculty data. This is recorded in the "Total Faculty" chart only.

Q3. 2. Check here if appropriate:

☐ A tenure system does not exist.

### **Q7. CONFIDENTIALITY**

Please note that salary information is released by HEADS only in the form of composite data. Salary figures provided by individual institutions are held strictly confidential. Institutions are asked to furnish complete information to ensure that all participating institutions receive true averages in the published results of this Survey.

Q4. 3. Total Faculty (2021-2022 Data Only)

*This question was not displayed to the respondent.*

Q13. 4. Male (2021-2022 Data Only)

	Total Number	Doct.	Mast.	Bacc.	Assoc.	Cert or Dipl.	No Deg.	1-4 yrs.	5-9 yrs.	10+ yrs.	LOWEST Individual Salary	HIGHEST Individual Salary	TOTAL Salary Expenditure	Number with Tenure
Full Professors	5	4	1	0	0	0	0	0	0	0	67200	90900	367965	5
Associate Professors	3	2	1	0	0	0	0	0	0	0	57040	62930	177170	3
Assistant Professors	3	3	0	0	0	0	0	0	0	0	48000	63872	160567	0
Instructors	0	0	0	0	0	0	0	0	0	0	0	0	0	0
Lecturers	0	0	0	0	0	0	0	0	0	0	0	0	0	0
Unranked	0	0	0	0	0	0	0	0	0	0	0	0	0	0
Visiting	0	0	0	0	0	0	0	0	0	0	0	0	0	0
<b>#Conjoint, Total#</b>	11	9	2	0	0	0	0	0	0	0	172240	217702	705702	8

#### Q5. 5. Female (2021-2022 Data Only)

	Total Number	Doct.	Mast.	Bacc.	Assoc.	Cert or Dipl.	No Deg.	1-4 yrs.	5-9 yrs.	10+ yrs.	LOWEST Individual Salary	HIGHEST Individual Salary	TOTAL Salary Expenditure	Number with Tenure
Full Professors	0	0	0	0	0	0	0	0	0	0	0	0	0	0
Associate Professors	3	1	2	0	0	0	0	0	0	0	57200	63226	177626	3
Assistant Professors	0	0	0	0	0	0	0	0	0	0	0	0	0	0
Instructors	1	1	0	0	0	0	0	0	0	0	37500	37500	37500	0
Lecturers	0	0	0	0	0	0	0	0	0	0	0	0	0	0
Unranked	0	0	0	0	0	0	0	0	0	0	0	0	0	0
Visiting	0	0	0	0	0	0	0	0	0	0	0	0	0	0
<b>#Conjoint, Total#</b>	4	2	2	0	0	0	0	0	0	0	94700	100726	215126	3

#### Q6. 6. Ethnic Breakdown of Music Faculty Teaching a Full-Time Load

(If faculty cannot be reported by gender, please record ethnicities under the "Male" column.)

	Black/African American Male	Black/African American Female	American Indian/Alaska Native Male	American Indian/Alaska Native Female	Asian Male	Asian Female	Hispanic (of any race) Male	Hispanic (of any race) Female	Native Hawaiian/Pacific Islander Male	Native Hawaiian/Pacific Islander Female	White Male	White Female	Other/Ethnicity Unknown Male	Other/Ethnicity Unknown Female
Full Professors	0	0	0	0	0	0	0	0	0	0	5	0	0	0
Associate Professors	0	0	0	0	0	0	0	0	0	0	3	3	0	0
Assistant Professors	1	0	0	0	0	0	0	0	0	0	2	0	0	0
Instructors	0	0	0	0	0	1	0	0	0	0	0	0	0	0
Lecturers	0	0	0	0	0	0	0	0	0	0	0	0	0	0
Unranked	0	0	0	0	0	0	0	0	0	0	0	0	0	0
Visiting	0	0	0	0	0	0	0	0	0	0	0	0	0	0
#Conjoint, Total#	1	0	0	0	0	1	0	0	0	0	10	3	0	0

Q1. You have reached the end of this section.

At this point, you may close this tab within your browser and return to your account or if this section has been reviewed and is acceptable for final submission, please proceed by clicking the Submit button below.

**Please Note:** Clicking the Submit button will submit and close out this section of the Survey. Once the section is submitted and closed out, you will not be able to return to this section, nor will the submit button be functional. If you do not submit this section at this time, all data entered will be saved.

*This question was not displayed to the respondent.*

Location Data



**Location:** ([35.307098388672](#), [-93.067596435547](#))

**Source:** GeolP Estimation



Q1.

**Section IV: MUSIC FACULTY AND INSTRUCTIONAL STAFF**

**B. MUSIC FACULTY/INSTRUCTORS TEACHING LESS THAN A FULL-TIME LOAD**

For more information about completing this section, please click [here](#).

Q7. **Please Note:** If the box labeled, “We are unable to provide faculty data by gender and are providing combined faculty data.”, several subsequent subsections will be disengaged and therefore, the numbering of items in this section will not be sequential.

Q2. 1. Check here if appropriate:

☐ We are unable to provide faculty data by gender and are providing combined faculty data. This is recorded in the "Total Faculty" chart only.

Q3. 2. Total Faculty (2021-2022 Data Only)

*This question was not displayed to the respondent.*

Q5. 3. Male (2021-2022 Data Only)

	(a) Actual Number of Individuals	(b) Full-Time Faculty Equivalence	(c) Total Salaries \$(US)
I. With Faculty Status			
II. Adjunct Faculty and Teaching Associates	2	0.9	15869
III. Graduate Teaching Assistants/Associates			

Q4. 4. Female (2021-2022 Data Only)

	(a) Actual Number of Individuals	(b) Full-Time Faculty Equivalence	(c) Total Salaries \$(US)
I. With Faculty Status			
II. Adjunct Faculty and Teaching Associates	5	1.5	27931
III. Graduate Teaching Assistants/Associates			

Q6.

Q1. You have reached the end of this section.

At this point, you may close this tab within your browser and return to your account or if this section has been reviewed and is acceptable for final submission, please proceed by clicking the Submit button below.

**Please Note:** Clicking the Submit button will submit and close out this section of the Survey. Once the section is submitted and closed out, you will not be able to return to this section, nor will the submit button be functional. If you do not submit this section at this time, all data entered will be saved.

Location Data

Location: [\(35.307098388672, -93.067596435547\)](#)

Source: GeoIP Estimation



Q1.

**Section IV: MUSIC FACULTY AND INSTRUCTIONAL STAFF**

**C. MUSIC PERFORMANCE FACULTY/INSTRUCTORS TEACHING LESS THAN A FULL-TIME LOAD**

For more information about completing this section, please click [here](#).

Q2. Section IV.C. seeks additional, more specific information pertaining to music performance faculty/instructors teaching less than a full-time load. Please note that Section IV.C. is an extension of Section IV.B. and, therefore, may necessarily duplicate information reported in that section.

**Please Note:** For the purpose of this Survey, “hourly” refers to clock hours. Please report music performance faculty/instructors’ wages per clock hour. Though the majority of institutions use a semester/quarter hour basis for the purpose of calculating part-time music performance faculty/instructor compensation, each institution uses a slightly different formula. By reporting hourly wages using clock hours, data may be compared on a consistent basis among institutions.

Q3. 1. Highest Degree Earned

	Total
Doctoral	<div>0</div>
Master's	<div>0</div>
Baccalaureate	<div>0</div>
Associate	<div>0</div>
Certificate/Diploma	<div>0</div>
No Degree	<div>0</div>
#Conjoint, Total#	<div>0</div>

Q5. 2. Length of Service at Institution

	Total
1-4 years	<input type="text" value="0"/>
5-9 years	<input type="text" value="0"/>
10+ years	<input type="text" value="0"/>
#Conjoint, Total#	<input type="text" value="0"/>

Q6. 3. Hourly Wage \$(US)

	Total
Lowest Individual Wage	\$(US) <input type="text" value="0"/>
Highest Individual Wage	\$(US) <input type="text" value="0"/>
Average Individual Wage	\$(US) <input type="text" value="0"/>

Q4.

Q1. You have reached the end of this section.

At this point, you may close this tab within your browser and return to your account or if this section has been reviewed and is acceptable for final submission, please proceed by clicking the Submit button below.

**Please Note:** Clicking the Submit button will submit and close out this section of the Survey. Once the section is submitted and closed out, you will not be able to return to this section, nor will the submit button be functional. If you do not submit this section at this time, all data entered will be saved.

**Location:** ([35.307098388672](#), [-93.067596435547](#))

**Source:** GeolIP Estimation



Q1.

**Section V: MUSIC ADMINISTRATIVE PERSONNEL AND PROCEDURES**

**A. MUSIC EXECUTIVES**

For more information about completing this section, please click [here](#).

Q13. Information provided in Section V.A. must not be duplicated in Section IV.A.1. or IV.A.2. of "Music Faculty and Instructional Staff."

**Please Note:** If more than one Music Executive, please utilize the (a) through (f) fields offered below. (b) through (f) will be offered in subsequent sections only if titles are entered here.

Q7. 1. What is the executive's music title?

(a)	<input type="text" value="Head"/>
(b)	<input type="text"/>
(c)	<input type="text"/>
(d)	<input type="text"/>
(e)	<input type="text"/>
(f)	<input type="text"/>

Q2. 2. Is the music executive appointed by the administration/Board of Trustees?

	Yes	No
(a)	<input checked="" type="radio"/>	<input type="radio"/>

(b)	<input type="radio"/>	<input type="radio"/>
(c)	<input type="radio"/>	<input type="radio"/>
(d)	<input type="radio"/>	<input type="radio"/>
(e)	<input type="radio"/>	<input type="radio"/>
(f)	<input type="radio"/>	<input type="radio"/>

Q3. 3. Is the music executive elected by faculty?

	Yes	No
(a)	<input type="radio"/>	<input checked="" type="radio"/>
(b)	<input type="radio"/>	<input type="radio"/>
(c)	<input type="radio"/>	<input type="radio"/>
(d)	<input type="radio"/>	<input type="radio"/>
(e)	<input type="radio"/>	<input type="radio"/>
(f)	<input type="radio"/>	<input type="radio"/>

Q4. 4. Is the music executive subject to formal review by faculty?

	Yes	No
(a)	<input checked="" type="radio"/>	<input type="radio"/>
(b)	<input type="radio"/>	<input type="radio"/>
(c)	<input type="radio"/>	<input type="radio"/>
(d)	<input type="radio"/>	<input type="radio"/>
(e)	<input type="radio"/>	<input type="radio"/>
(f)	<input type="radio"/>	<input type="radio"/>

Q5. 5. How often is the music executive subject to formal review by faculty?

(a) Every \_\_\_\_\_ years

1



(b) Every \_\_\_\_\_ years

(c) Every \_\_\_\_\_ years

(d) Every \_\_\_\_\_ years

(e) Every \_\_\_\_\_ years

(f) Every \_\_\_\_\_ years

Q6. 6. What percentage (estimate) of the music executive's time is assigned to the following duties? (Percentages must total 100%. The figure is not assigned F.T.E., but actual time spent.)

	(a)	(b)	(c)	(d)	(e)	(f)
a. Teaching	<div>40%</div>	<div></div>	<div></div>	<div></div>	<div></div>	<div></div>
b. Research/Creative Activities	<div>10%</div>	<div></div>	<div></div>	<div></div>	<div></div>	<div></div>
c. Administrative Matters	<div>40%</div>	<div></div>	<div></div>	<div></div>	<div></div>	<div></div>
d. Service (to professional organizations and community)	<div>10%</div>	<div></div>	<div></div>	<div></div>	<div></div>	<div></div>
e. Fundraising	<div>0%</div>	<div></div>	<div></div>	<div></div>	<div></div>	<div></div>
#Conjoint, Total#	<div>100%</div>	<div>0%</div>	<div>0%</div>	<div>0%</div>	<div>0%</div>	<div>0%</div>

Q8. 7. What is the music executive's salary for 2021-2022? (exclusive of benefits)

(a) \$(US)

90900

(b) \$(US)

(c) \$(US)

(d) \$(US)

(e) \$(US)

(f) \$(US)

Q9. 8. Upon how many months is the music executive's salary based?

	9 or 10	11 or 12
(a)	<input type="radio"/>	<input checked="" type="radio"/>
(b)	<input type="radio"/>	<input type="radio"/>
(c)	<input type="radio"/>	<input type="radio"/>
(d)	<input type="radio"/>	<input type="radio"/>
(e)	<input type="radio"/>	<input type="radio"/>
(f)	<input type="radio"/>	<input type="radio"/>

Q10. 9. What is the gender of the music executive?

	Male	Female
(a)	<input checked="" type="radio"/>	<input type="radio"/>
(b)	<input type="radio"/>	<input type="radio"/>
(c)	<input type="radio"/>	<input type="radio"/>
(d)	<input type="radio"/>	<input type="radio"/>
(e)	<input type="radio"/>	<input type="radio"/>
(f)	<input type="radio"/>	<input type="radio"/>

Q11. 10. Please enter the music executive's teaching load in full-time equivalence:

(a) F.T.E.	<input type="text" value="0.5"/>
(b) F.T.E.	<input type="text"/>
(c) F.T.E.	<input type="text"/>
(d) F.T.E.	<input type="text"/>
(e) F.T.E.	<input type="text"/>



Q1. You have reached the end of this section.

**At this point, you may close this tab within your browser and return to your account or if this section has been reviewed and is acceptable for final submission, please proceed by clicking the Submit button below.**

**Please Note:** Clicking the Submit button will submit and close out this section of the Survey. Once the section is submitted and closed out, you will not be able to return to this section, nor will the submit button be functional. If you do not submit this section at this time, all data entered will be saved.

#### Location Data

**Location:** [\(35.307098388672, -93.067596435547\)](#)

**Source:** GeoIP Estimation



**Q1. SECTION V: MUSIC ADMINISTRATIVE PERSONNEL AND PROCEDURES**

**B. ASSISTANT OR ASSOCIATE MUSIC EXECUTIVES**

*For more information about completing this section, please click [here](#).*

**Q11.** Information provided in Section V.B. must not be duplicated in Section IV.A.1. or IV.A.2. of "Music Faculty and Instructional Staff." Please ensure that all individuals are counted only once.

**Q2. 1.** Does your institution have an assistant or associate music executive?

☐ Yes

☒ No

**Q12. Please Note:** If more than one assistant or associate Music Executive, please utilize the (a) through (f) fields offered below. (b) through (f) will be offered in subsequent sections only if titles are entered here.

*This question was not displayed to the respondent.*

**Q3. 2.** What is the title of the assistant or associate music executive?

*This question was not displayed to the respondent.*

**Q4. 3.** What percentage (estimate) of the assistant or associate music executive's time is assigned to the following duties? (Percentages must total 100%. The figure is not assigned F.T.E., but actual time spent.)

*This question was not displayed to the respondent.*

Q5. 4. What is the assistant or associate music executive's salary for 2021-2022 (exclusive of benefits)?

*This question was not displayed to the respondent.*

Q6. 5. Upon how many months is the assistant or associate executive's salary based?

*This question was not displayed to the respondent.*

Q7. 6. What is the gender of the assistant or associate music executive?

*This question was not displayed to the respondent.*

Q8. 7. Please enter the assistant or associate music executive's teaching load in full-time equivalence:

*This question was not displayed to the respondent.*

Q10. You have indicated no assistant or associate music executive. Submit this page to verify or use the back arrow to review your answer.

**Q1. You have reached the end of this section.**

**At this point, you may close this tab within your browser and return to your account or if this section has been reviewed and is acceptable for final submission, please proceed by clicking the Submit button below.**

**Please Note:** Clicking the Submit button will submit and close out this section of the Survey. Once the section is submitted and closed out, you will not be able to return to this section, nor will the submit button be functional. If you do not submit this section at this time, all data entered will be saved.

**Location Data**

**Location:** ([35.307098388672](#), [-93.067596435547](#))

**Source:** GeolIP Estimation



Q1. **SECTION V: MUSIC ADMINISTRATIVE PERSONNEL AND PROCEDURES**

**C. OTHER PERSONNEL ASSIGNMENTS (including student help)**

For more information about completing this section, please click [here](#).

Q2. **1. Secretarial and Clerical Assistance**

Q3. a. How much staff time (F.T.E.) in the music unit is allotted for secretarial and clerical assistance? Please input zero (0) if applicable.

2

Q4. b. What are the total salary expenditures (exclusive of benefits) for secretarial and clerical assistance? \$(US)

47760

Q5. **2. Music Library Staff**

Q6. a. How much staff time (F.T.E.) is allotted for library personnel dealing with music holdings, regardless of budget source? Please input zero (0) if applicable.

Branch Music Library

0

Main Library

1

Other Library

0

Q7. b. What are the total salary expenditures (exclusive of benefits) for music library staff? \$(US)

**Q8. 3. Technical and Production Staff**

Q9. a. How much staff time (F.T.E) in the music unit is allotted for technical and production staff? Please input zero (0) if applicable.

Q10. b. What are the total salary expenditures (exclusive of benefits) for technical and production staff? \$(US)

*This question was not displayed to the respondent.*

**Q11. 4. Professional and Miscellaneous Staff**

Q12. a. How much staff time (F.T.E.) in the music unit is allotted for professional and miscellaneous staff? This section should include admissions staff, and all other staff not accounted for. Please input zero (0) if applicable.

Q13. b. What are the total salary expenditures (exclusive of benefits) for professional and miscellaneous staff? \$(US)

*This question was not displayed to the respondent.*

**Q1. You have reached the end of this section.**

**At this point, you may close this tab within your browser and return to your account or if this section has been reviewed and is acceptable for final submission, please proceed by clicking the Submit button below.**



**Please Note:** Clicking the Submit button will submit and close out this section of the Survey. Once the section is submitted and closed out, you will not be able to return to this section, nor will the submit button be functional. If you do not submit this section at this time, all data entered will be saved.

#### Location Data

**Location:** ([35.307098388672](#), [-93.067596435547](#))

**Source:** GeoIP Estimation



Q1.

**Section VI.A: SPECIFIC INSTRUCTIONAL, OPERATIONAL AND PERFORMANCE BUDGET FOR 2021-2022**

For more information about completing this section, please click [here](#).

Q4. Instructional, Operational, and Performance Budget Figures Administered by the Music Unit (for the entire fiscal year related to the 2021-2022 academic year).

Please enter the full budget amount for the current academic year. All fields must contain an entry. Please input zero (0) where applicable.

Q2.

	Budget 2021-2022	N/I
	\$(US)	Check Below
a. Faculty and Professional Travel (to meetings, etc.)	6226	<input type="checkbox"/>
b. Graduate Scholarships (administered by music unit) including fellowships/assistantships/tuition remission/discounts not already reported in a previous section	0	<input type="checkbox"/>
c. Guest Artists	4647	<input type="checkbox"/>
d. Instructional Supplies	5170	<input type="checkbox"/>
e. Library (collection development other than performance materials)	0	<input type="checkbox"/>
f. Library (performance scores and parts only)	8591	<input type="checkbox"/>
g. Office Supplies	7068	<input type="checkbox"/>
h. Operating Services	6916	<input type="checkbox"/>
i. Postage	738	<input type="checkbox"/>
j. Printing/Duplication	1909	<input type="checkbox"/>
k. Public Relations and Fundraising	284	<input type="checkbox"/>

I. Short-Term Visiting Artists/Lecturers, etc. (less than one semester)	5283	<input type="checkbox"/>
m. Student Recruitment	1046	<input type="checkbox"/>
n. Student Travel (i.e., ensemble tours -- includes funds raised and administered by the music unit.)	29397	<input type="checkbox"/>
o. Student Wages	13294	<input type="checkbox"/>
p. Technical Services (instrument maintenance, office equipment, repair, piano tuning, etc.)	7514	<input type="checkbox"/>
q. Technology Services (electronic media, software, fees, etc.)	2700	<input type="checkbox"/>
r. Telephone/Fax/Electronic Communications	5253	<input type="checkbox"/>
s. Undergraduate Scholarships (administered by music unit) including tuition remission/discounts	566500	<input type="checkbox"/>
t. All Other Expenses	5670	<input type="checkbox"/>

Q3. TOTAL SPECIFIC INSTRUCTIONAL, OPERATIONAL AND PERFORMANCE BUDGET FOR 2021-2022 \$(US)

678206

Q1. You have reached the end of this section.

At this point, you may close this tab within your browser and return to your account or if this section has been reviewed and is acceptable for final submission, please proceed by clicking the Submit button below.

**Please Note:** Clicking the Submit button will submit and close out this section of the Survey. Once the section is submitted and closed out, you will not be able to return to this section, nor will the submit button be functional. If you do not submit this section at this time, all data entered will be saved.

**Location:** ([35.307098388672](#), [-93.067596435547](#))

**Source:** GeolIP Estimation



Q1.

## **Section VI.B: BENEFITS**

For more information about completing this section, please click [here](#).

Q2. Please provide a total figure of benefits for all individuals recorded in Sections IV (faculty), and V (administration) of this Survey form regardless of budget source. (If you do not know this figure, please estimate based on the benefits package at your institution.) Benefits include, but are not limited to, FICA, Health Insurance, Disability Insurance, Life Insurance, Retirement Plans, etc., paid by the institution.

TOTAL BENEFITS \$(US)

\$(US)

311179

Q1. You have reached the end of this section.

**At this point, you may close this tab within your browser and return to your account or if this section has been reviewed and is acceptable for final submission, please proceed by clicking the Submit button below.**

**Please Note:** Clicking the Submit button will submit and close out this section of the Survey. Once the section is submitted and closed out, you will not be able to return to this section, nor will the submit button be functional. If you do not submit this section at this time, all data entered will be saved.

Location Data

**Location:** ([35.307098388672](#), [-93.067596435547](#))

**Source:** GeolIP Estimation



Q1.

**Section VI.C: EQUIPMENT AND BUILDING BUDGET**

For more information about completing this section, please click [here](#).

Q8. Please enter the full budget amount for the current academic year. All fields must contain an entry. Please input zero (0) where applicable.

Q2. 1. Equipment

	Budget 2021-2022	N/I
	\$(US)	Check Below
a. Purchases	<input type="text" value="0"/>	<input checked="" type="checkbox"/>
b. Leases and Rentals	<input type="text" value="0"/>	<input checked="" type="checkbox"/>
c. Repairs	<input type="text" value="0"/>	<input checked="" type="checkbox"/>

Q7. 2. Building

	Budget 2021-2022	N/I
	\$(US)	Check Below
a. Renovation and Repair	<input type="text" value="0"/>	<input checked="" type="checkbox"/>
b. Leases and Rentals	<input type="text" value="0"/>	<input checked="" type="checkbox"/>
c. New Construction (Please describe)	<input type="text" value="0"/>	<input checked="" type="checkbox"/>

Q6. TOTAL EQUIPMENT AND BUILDING BUDGET \$(US)

Q1. You have reached the end of this section.

**At this point, you may close this tab within your browser and return to your account or if this section has been reviewed and is acceptable for final submission, please proceed by clicking the Submit button below.**

**Please Note:** Clicking the Submit button will submit and close out this section of the Survey. Once the section is submitted and closed out, you will not be able to return to this section, nor will the submit button be functional. If you do not submit this section at this time, all data entered will be saved.

#### Location Data

**Location:** ([35.307098388672](#), [-93.067596435547](#))

**Source:** GeolIP Estimation





Q1. **Section VI.D: SPECIFIC SOURCES OF INCOME/ENDOWMENT FOR THE MUSIC UNIT IN 2020-2021**

For more information about completing this section, please click [here](#).

Q11. Please enter actual Income/Endowment amounts for the 2020-2021 academic year. All fields must contain an entry. Please input zero (0) where applicable.

Q2.

	2020-2021	Income or Endowment?	
	\$(US)	Income	Endowment
1. Public Grants (special grants to the music unit from national, state, or local governmental arts funding sources)	0	<input checked="" type="radio"/>	<input type="radio"/>
2. Foundation/Corporation Support (special grants to the music unit from private foundations or corporations)	0	<input checked="" type="radio"/>	<input type="radio"/>
3. Private Gifts (gifts from individuals given directly to the music unit)	0	<input checked="" type="radio"/>	<input type="radio"/>
4. Ticket Sales, Commissions, Rentals, Etc. (income earned by the music unit related to performance)	0	<input checked="" type="radio"/>	<input type="radio"/>
5. Fund Raising (monies allocated to and controlled by the music unit)	62734	<input checked="" type="radio"/>	<input type="radio"/>
6. Tuition (monies allocated to and controlled by the music unit)	0	<input checked="" type="radio"/>	<input type="radio"/>
7. Student Fees (monies allocated to and controlled by the music unit)	0	<input checked="" type="radio"/>	<input type="radio"/>
8. Income from Endowment (monies allocated to and controlled by the music unit)	57409	<input type="radio"/>	<input checked="" type="radio"/>

Q3. TOTAL SPECIFIC SOURCES OF INCOME/ENDOWMENT FOR THE MUSIC UNIT IN 2020-2021 \$(US)

120143

**Q1. You have reached the end of this section.**

**At this point, you may close this tab within your browser and return to your account or if this section has been reviewed and is acceptable for final submission, please proceed by clicking the Submit button below.**

**Please Note:** Clicking the Submit button will submit and close out this section of the Survey. Once the section is submitted and closed out, you will not be able to return to this section, nor will the submit button be functional. If you do not submit this section at this time, all data entered will be saved.

#### Location Data

**Location:** ([35.307098388672](#), [-93.067596435547](#))

**Source:** GeoIP Estimation



Q1.

### **Section VI.E: TOTAL ENDOWMENT**

For more information about completing this section, please click [here](#).

Q2. Provide the total endowment of the music unit restricted for use by the music unit. Include endowment principal for items such as music professorships, music scholarships, music library, music operating funds, concert series, and musical activities.

TOTAL ENDOWMENT \$(US)

\$(US)

819578

Q1. You have reached the end of this section.

**At this point, you may close this tab within your browser and return to your account or if this section has been reviewed and is acceptable for final submission, please proceed by clicking the Submit button below.**

**Please Note:** Clicking the Submit button will submit and close out this section of the Survey. Once the section is submitted and closed out, you will not be able to return to this section, nor will the submit button be functional. If you do not submit this section at this time, all data entered will be saved.

Location Data

**Location:** ([35.307098388672](#), [-93.067596435547](#))

**Source:** GeolIP Estimation



Q1.

**Section VI.F: TUITION REMISSION FOR GRADUATE STUDENTS FOR 2021-2022**

*For more information about completing this section, please click [here](#).*

Q2. 1. How many full-time graduate students are receiving full tuition remission? Please input zero (0) where applicable.

Number of students

Q3. 2. What is the total dollar value of all full-time graduate student tuition remissions? Please input zero (0) where applicable.

\$(US)

Q4. 3. How many part-time graduate students are receiving full tuition remission? Please input zero (0) where applicable.

Number of students

Q5. 4. What is the total dollar value of all part-time graduate student tuition remissions? Please input zero (0) where applicable.

\$(US)

**Q1. You have reached the end of this section.**

**At this point, you may close this tab within your browser and return to your account or if this section has been reviewed and is acceptable for final submission, please proceed by clicking the Submit button below.**

**Please Note:** Clicking the Submit button will submit and close out this section of the Survey. Once the section is submitted and closed out, you will not be able to return to this section, nor will the submit button be functional. If you do not submit this section at this time, all data entered will be saved.

#### Location Data

**Location:** ([35.307098388672](#), [-93.067596435547](#))

**Source:** GeoIP Estimation



Q1.

## Section VII: DEMOGRAPHIC SURVEY OF DOCTORAL DEGREE STUDENTS

### A. DOCTORAL DEGREE STUDENTS WHO GRADUATED IN 2020-2021

For more information about completing this section, please click [here](#).

Q2.

### Doctoral Degree Students in Music: Graduated

(Enter only number of major students who graduated from Music degree programs.)

[illegible]

No tracks specified	<input type="text" value="0"/>	<input type="text" value="0"/>	<input type="text" value="0"/>	<input type="text" value="0"/>	<input type="text" value="0"/>	<input type="text" value="0"/>	<input type="text" value="0"/>	<input type="text" value="0"/>	<input type="text" value="0"/>	<input type="text" value="0"/>	<input type="text" value="0"/>	<input type="text" value="0"/>	<input type="text" value="0"/>	<input type="text" value="0"/>
Musicology	<input type="text" value="0"/>	<input type="text" value="0"/>	<input type="text" value="0"/>	<input type="text" value="0"/>	<input type="text" value="0"/>	<input type="text" value="0"/>	<input type="text" value="0"/>	<input type="text" value="0"/>	<input type="text" value="0"/>	<input type="text" value="0"/>	<input type="text" value="0"/>	<input type="text" value="0"/>	<input type="text" value="0"/>	<input type="text" value="0"/>
Opera	<input type="text" value="0"/>	<input type="text" value="0"/>	<input type="text" value="0"/>	<input type="text" value="0"/>	<input type="text" value="0"/>	<input type="text" value="0"/>	<input type="text" value="0"/>	<input type="text" value="0"/>	<input type="text" value="0"/>	<input type="text" value="0"/>	<input type="text" value="0"/>	<input type="text" value="0"/>	<input type="text" value="0"/>	<input type="text" value="0"/>
Organ Performance	<input type="text" value="0"/>	<input type="text" value="0"/>	<input type="text" value="0"/>	<input type="text" value="0"/>	<input type="text" value="0"/>	<input type="text" value="0"/>	<input type="text" value="0"/>	<input type="text" value="0"/>	<input type="text" value="0"/>	<input type="text" value="0"/>	<input type="text" value="0"/>	<input type="text" value="0"/>	<input type="text" value="0"/>	<input type="text" value="0"/>
Pedagogy	<input type="text" value="0"/>	<input type="text" value="0"/>	<input type="text" value="0"/>	<input type="text" value="0"/>	<input type="text" value="0"/>	<input type="text" value="0"/>	<input type="text" value="0"/>	<input type="text" value="0"/>	<input type="text" value="0"/>	<input type="text" value="0"/>	<input type="text" value="0"/>	<input type="text" value="0"/>	<input type="text" value="0"/>	<input type="text" value="0"/>
Percussion Performance	<input type="text" value="0"/>	<input type="text" value="0"/>	<input type="text" value="0"/>	<input type="text" value="0"/>	<input type="text" value="0"/>	<input type="text" value="0"/>	<input type="text" value="0"/>	<input type="text" value="0"/>	<input type="text" value="0"/>	<input type="text" value="0"/>	<input type="text" value="0"/>	<input type="text" value="0"/>	<input type="text" value="0"/>	<input type="text" value="0"/>
Piano Performance	<input type="text" value="0"/>	<input type="text" value="0"/>	<input type="text" value="0"/>	<input type="text" value="0"/>	<input type="text" value="0"/>	<input type="text" value="0"/>	<input type="text" value="0"/>	<input type="text" value="0"/>	<input type="text" value="0"/>	<input type="text" value="0"/>	<input type="text" value="0"/>	<input type="text" value="0"/>	<input type="text" value="0"/>	<input type="text" value="0"/>
Sacred Music/Worship Studies	<input type="text" value="0"/>	<input type="text" value="0"/>	<input type="text" value="0"/>	<input type="text" value="0"/>	<input type="text" value="0"/>	<input type="text" value="0"/>	<input type="text" value="0"/>	<input type="text" value="0"/>	<input type="text" value="0"/>	<input type="text" value="0"/>	<input type="text" value="0"/>	<input type="text" value="0"/>	<input type="text" value="0"/>	<input type="text" value="0"/>
Violin Performance	<input type="text" value="0"/>	<input type="text" value="0"/>	<input type="text" value="0"/>	<input type="text" value="0"/>	<input type="text" value="0"/>	<input type="text" value="0"/>	<input type="text" value="0"/>	<input type="text" value="0"/>	<input type="text" value="0"/>	<input type="text" value="0"/>	<input type="text" value="0"/>	<input type="text" value="0"/>	<input type="text" value="0"/>	<input type="text" value="0"/>
Viola Performance	<input type="text" value="0"/>	<input type="text" value="0"/>	<input type="text" value="0"/>	<input type="text" value="0"/>	<input type="text" value="0"/>	<input type="text" value="0"/>	<input type="text" value="0"/>	<input type="text" value="0"/>	<input type="text" value="0"/>	<input type="text" value="0"/>	<input type="text" value="0"/>	<input type="text" value="0"/>	<input type="text" value="0"/>	<input type="text" value="0"/>
Cello Performance	<input type="text" value="0"/>	<input type="text" value="0"/>	<input type="text" value="0"/>	<input type="text" value="0"/>	<input type="text" value="0"/>	<input type="text" value="0"/>	<input type="text" value="0"/>	<input type="text" value="0"/>	<input type="text" value="0"/>	<input type="text" value="0"/>	<input type="text" value="0"/>	<input type="text" value="0"/>	<input type="text" value="0"/>	<input type="text" value="0"/>
Double Bass Performance	<input type="text" value="0"/>	<input type="text" value="0"/>	<input type="text" value="0"/>	<input type="text" value="0"/>	<input type="text" value="0"/>	<input type="text" value="0"/>	<input type="text" value="0"/>	<input type="text" value="0"/>	<input type="text" value="0"/>	<input type="text" value="0"/>	<input type="text" value="0"/>	<input type="text" value="0"/>	<input type="text" value="0"/>	<input type="text" value="0"/>
Theory	<input type="text" value="0"/>	<input type="text" value="0"/>	<input type="text" value="0"/>	<input type="text" value="0"/>	<input type="text" value="0"/>	<input type="text" value="0"/>	<input type="text" value="0"/>	<input type="text" value="0"/>	<input type="text" value="0"/>	<input type="text" value="0"/>	<input type="text" value="0"/>	<input type="text" value="0"/>	<input type="text" value="0"/>	<input type="text" value="0"/>
Soprano	<input type="text" value="0"/>	<input type="text" value="0"/>	<input type="text" value="0"/>	<input type="text" value="0"/>	<input type="text" value="0"/>	<input type="text" value="0"/>	<input type="text" value="0"/>	<input type="text" value="0"/>	<input type="text" value="0"/>	<input type="text" value="0"/>	<input type="text" value="0"/>	<input type="text" value="0"/>	<input type="text" value="0"/>	<input type="text" value="0"/>
Alto	<input type="text" value="0"/>	<input type="text" value="0"/>	<input type="text" value="0"/>	<input type="text" value="0"/>	<input type="text" value="0"/>	<input type="text" value="0"/>	<input type="text" value="0"/>	<input type="text" value="0"/>	<input type="text" value="0"/>	<input type="text" value="0"/>	<input type="text" value="0"/>	<input type="text" value="0"/>	<input type="text" value="0"/>	<input type="text" value="0"/>
Tenor	<input type="text" value="0"/>	<input type="text" value="0"/>	<input type="text" value="0"/>	<input type="text" value="0"/>	<input type="text" value="0"/>	<input type="text" value="0"/>	<input type="text" value="0"/>	<input type="text" value="0"/>	<input type="text" value="0"/>	<input type="text" value="0"/>	<input type="text" value="0"/>	<input type="text" value="0"/>	<input type="text" value="0"/>	<input type="text" value="0"/>
Bass	<input type="text" value="0"/>	<input type="text" value="0"/>	<input type="text" value="0"/>	<input type="text" value="0"/>	<input type="text" value="0"/>	<input type="text" value="0"/>	<input type="text" value="0"/>	<input type="text" value="0"/>	<input type="text" value="0"/>	<input type="text" value="0"/>	<input type="text" value="0"/>	<input type="text" value="0"/>	<input type="text" value="0"/>	<input type="text" value="0"/>
Flute Performance	<input type="text" value="0"/>	<input type="text" value="0"/>	<input type="text" value="0"/>	<input type="text" value="0"/>	<input type="text" value="0"/>	<input type="text" value="0"/>	<input type="text" value="0"/>	<input type="text" value="0"/>	<input type="text" value="0"/>	<input type="text" value="0"/>	<input type="text" value="0"/>	<input type="text" value="0"/>	<input type="text" value="0"/>	<input type="text" value="0"/>
Oboe Performance	<input type="text" value="0"/>	<input type="text" value="0"/>	<input type="text" value="0"/>	<input type="text" value="0"/>	<input type="text" value="0"/>	<input type="text" value="0"/>	<input type="text" value="0"/>	<input type="text" value="0"/>	<input type="text" value="0"/>	<input type="text" value="0"/>	<input type="text" value="0"/>	<input type="text" value="0"/>	<input type="text" value="0"/>	<input type="text" value="0"/>
Clarinet Performance	<input type="text" value="0"/>	<input type="text" value="0"/>	<input type="text" value="0"/>	<input type="text" value="0"/>	<input type="text" value="0"/>	<input type="text" value="0"/>	<input type="text" value="0"/>	<input type="text" value="0"/>	<input type="text" value="0"/>	<input type="text" value="0"/>	<input type="text" value="0"/>	<input type="text" value="0"/>	<input type="text" value="0"/>	<input type="text" value="0"/>
Bassoon Performance	<input type="text" value="0"/>	<input type="text" value="0"/>	<input type="text" value="0"/>	<input type="text" value="0"/>	<input type="text" value="0"/>	<input type="text" value="0"/>	<input type="text" value="0"/>	<input type="text" value="0"/>	<input type="text" value="0"/>	<input type="text" value="0"/>	<input type="text" value="0"/>	<input type="text" value="0"/>	<input type="text" value="0"/>	<input type="text" value="0"/>
Saxophone Performance	<input type="text" value="0"/>	<input type="text" value="0"/>	<input type="text" value="0"/>	<input type="text" value="0"/>	<input type="text" value="0"/>	<input type="text" value="0"/>	<input type="text" value="0"/>	<input type="text" value="0"/>	<input type="text" value="0"/>	<input type="text" value="0"/>	<input type="text" value="0"/>	<input type="text" value="0"/>	<input type="text" value="0"/>	<input type="text" value="0"/>
Other (please specify): <input type="text"/>	<input type="text" value="0"/>	<input type="text" value="0"/>	<input type="text" value="0"/>	<input type="text" value="0"/>	<input type="text" value="0"/>	<input type="text" value="0"/>	<input type="text" value="0"/>	<input type="text" value="0"/>	<input type="text" value="0"/>	<input type="text" value="0"/>	<input type="text" value="0"/>	<input type="text" value="0"/>	<input type="text" value="0"/>	<input type="text" value="0"/>
Other (please specify): <input type="text"/>	<input type="text" value="0"/>	<input type="text" value="0"/>	<input type="text" value="0"/>	<input type="text" value="0"/>	<input type="text" value="0"/>	<input type="text" value="0"/>	<input type="text" value="0"/>	<input type="text" value="0"/>	<input type="text" value="0"/>	<input type="text" value="0"/>	<input type="text" value="0"/>	<input type="text" value="0"/>	<input type="text" value="0"/>	<input type="text" value="0"/>
#Conjoint, Total#	<input type="text" value="0"/>	<input type="text" value="0"/>	<input type="text" value="0"/>	<input type="text" value="0"/>	<input type="text" value="0"/>	<input type="text" value="0"/>	<input type="text" value="0"/>	<input type="text" value="0"/>	<input type="text" value="0"/>	<input type="text" value="0"/>	<input type="text" value="0"/>	<input type="text" value="0"/>	<input type="text" value="0"/>	<input type="text" value="0"/>

Q1. You have reached the end of this section.

At this point, you may close this tab within your browser and return to your account or if this section has been reviewed and is acceptable for final submission, please proceed by clicking the Submit button below.



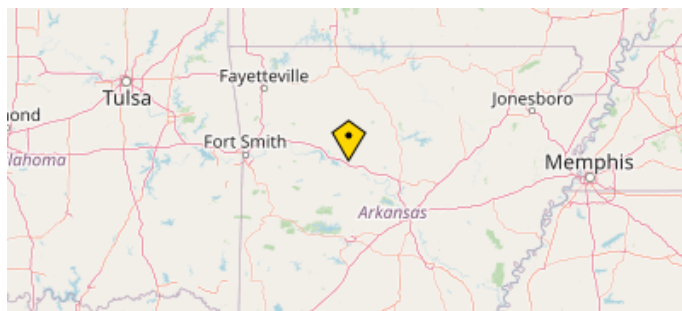
**Please Note:** Clicking the Submit button will submit and close out this section of the Survey. Once the section is submitted and closed out, you will not be able to return to this section, nor will the submit button be functional. If you do not submit this section at this time, all data entered will be saved.

*This question was not displayed to the respondent.*

#### Location Data

**Location:** ([35.307098388672](#), [-93.067596435547](#)).

**Source:** GeoIP Estimation



Q1.

## Section VII: DEMOGRAPHIC SURVEY OF DOCTORAL DEGREE STUDENTS

## B. DOCTORAL DEGREE STUDENTS WHO DID NOT GRADUATE IN 2020-2021

For more information about completing this section, please click [here](#).

Q2.

### Doctoral Degree Students in Music: Non-Graduating

(Enter only number of major students who did not graduate from Music degree programs.)

[illegible]

No tracks specified	<input type="text" value="0"/>	<input type="text" value="0"/>	<input type="text" value="0"/>	<input type="text" value="0"/>	<input type="text" value="0"/>	<input type="text" value="0"/>	<input type="text" value="0"/>	<input type="text" value="0"/>	<input type="text" value="0"/>	<input type="text" value="0"/>	<input type="text" value="0"/>	<input type="text" value="0"/>	<input type="text" value="0"/>	<input type="text" value="0"/>
Musicology	<input type="text" value="0"/>	<input type="text" value="0"/>	<input type="text" value="0"/>	<input type="text" value="0"/>	<input type="text" value="0"/>	<input type="text" value="0"/>	<input type="text" value="0"/>	<input type="text" value="0"/>	<input type="text" value="0"/>	<input type="text" value="0"/>	<input type="text" value="0"/>	<input type="text" value="0"/>	<input type="text" value="0"/>	<input type="text" value="0"/>
Opera	<input type="text" value="0"/>	<input type="text" value="0"/>	<input type="text" value="0"/>	<input type="text" value="0"/>	<input type="text" value="0"/>	<input type="text" value="0"/>	<input type="text" value="0"/>	<input type="text" value="0"/>	<input type="text" value="0"/>	<input type="text" value="0"/>	<input type="text" value="0"/>	<input type="text" value="0"/>	<input type="text" value="0"/>	<input type="text" value="0"/>
Organ Performance	<input type="text" value="0"/>	<input type="text" value="0"/>	<input type="text" value="0"/>	<input type="text" value="0"/>	<input type="text" value="0"/>	<input type="text" value="0"/>	<input type="text" value="0"/>	<input type="text" value="0"/>	<input type="text" value="0"/>	<input type="text" value="0"/>	<input type="text" value="0"/>	<input type="text" value="0"/>	<input type="text" value="0"/>	<input type="text" value="0"/>
Pedagogy	<input type="text" value="0"/>	<input type="text" value="0"/>	<input type="text" value="0"/>	<input type="text" value="0"/>	<input type="text" value="0"/>	<input type="text" value="0"/>	<input type="text" value="0"/>	<input type="text" value="0"/>	<input type="text" value="0"/>	<input type="text" value="0"/>	<input type="text" value="0"/>	<input type="text" value="0"/>	<input type="text" value="0"/>	<input type="text" value="0"/>
Percussion Performance	<input type="text" value="0"/>	<input type="text" value="0"/>	<input type="text" value="0"/>	<input type="text" value="0"/>	<input type="text" value="0"/>	<input type="text" value="0"/>	<input type="text" value="0"/>	<input type="text" value="0"/>	<input type="text" value="0"/>	<input type="text" value="0"/>	<input type="text" value="0"/>	<input type="text" value="0"/>	<input type="text" value="0"/>	<input type="text" value="0"/>
Piano Performance	<input type="text" value="0"/>	<input type="text" value="0"/>	<input type="text" value="0"/>	<input type="text" value="0"/>	<input type="text" value="0"/>	<input type="text" value="0"/>	<input type="text" value="0"/>	<input type="text" value="0"/>	<input type="text" value="0"/>	<input type="text" value="0"/>	<input type="text" value="0"/>	<input type="text" value="0"/>	<input type="text" value="0"/>	<input type="text" value="0"/>
Sacred Music/Worship Studies	<input type="text" value="0"/>	<input type="text" value="0"/>	<input type="text" value="0"/>	<input type="text" value="0"/>	<input type="text" value="0"/>	<input type="text" value="0"/>	<input type="text" value="0"/>	<input type="text" value="0"/>	<input type="text" value="0"/>	<input type="text" value="0"/>	<input type="text" value="0"/>	<input type="text" value="0"/>	<input type="text" value="0"/>	<input type="text" value="0"/>
Violin Performance	<input type="text" value="0"/>	<input type="text" value="0"/>	<input type="text" value="0"/>	<input type="text" value="0"/>	<input type="text" value="0"/>	<input type="text" value="0"/>	<input type="text" value="0"/>	<input type="text" value="0"/>	<input type="text" value="0"/>	<input type="text" value="0"/>	<input type="text" value="0"/>	<input type="text" value="0"/>	<input type="text" value="0"/>	<input type="text" value="0"/>
Viola Performance	<input type="text" value="0"/>	<input type="text" value="0"/>	<input type="text" value="0"/>	<input type="text" value="0"/>	<input type="text" value="0"/>	<input type="text" value="0"/>	<input type="text" value="0"/>	<input type="text" value="0"/>	<input type="text" value="0"/>	<input type="text" value="0"/>	<input type="text" value="0"/>	<input type="text" value="0"/>	<input type="text" value="0"/>	<input type="text" value="0"/>
Cello Performance	<input type="text" value="0"/>	<input type="text" value="0"/>	<input type="text" value="0"/>	<input type="text" value="0"/>	<input type="text" value="0"/>	<input type="text" value="0"/>	<input type="text" value="0"/>	<input type="text" value="0"/>	<input type="text" value="0"/>	<input type="text" value="0"/>	<input type="text" value="0"/>	<input type="text" value="0"/>	<input type="text" value="0"/>	<input type="text" value="0"/>
Double Bass Performance	<input type="text" value="0"/>	<input type="text" value="0"/>	<input type="text" value="0"/>	<input type="text" value="0"/>	<input type="text" value="0"/>	<input type="text" value="0"/>	<input type="text" value="0"/>	<input type="text" value="0"/>	<input type="text" value="0"/>	<input type="text" value="0"/>	<input type="text" value="0"/>	<input type="text" value="0"/>	<input type="text" value="0"/>	<input type="text" value="0"/>
Theory	<input type="text" value="0"/>	<input type="text" value="0"/>	<input type="text" value="0"/>	<input type="text" value="0"/>	<input type="text" value="0"/>	<input type="text" value="0"/>	<input type="text" value="0"/>	<input type="text" value="0"/>	<input type="text" value="0"/>	<input type="text" value="0"/>	<input type="text" value="0"/>	<input type="text" value="0"/>	<input type="text" value="0"/>	<input type="text" value="0"/>
Soprano	<input type="text" value="0"/>	<input type="text" value="0"/>	<input type="text" value="0"/>	<input type="text" value="0"/>	<input type="text" value="0"/>	<input type="text" value="0"/>	<input type="text" value="0"/>	<input type="text" value="0"/>	<input type="text" value="0"/>	<input type="text" value="0"/>	<input type="text" value="0"/>	<input type="text" value="0"/>	<input type="text" value="0"/>	<input type="text" value="0"/>
Alto	<input type="text" value="0"/>	<input type="text" value="0"/>	<input type="text" value="0"/>	<input type="text" value="0"/>	<input type="text" value="0"/>	<input type="text" value="0"/>	<input type="text" value="0"/>	<input type="text" value="0"/>	<input type="text" value="0"/>	<input type="text" value="0"/>	<input type="text" value="0"/>	<input type="text" value="0"/>	<input type="text" value="0"/>	<input type="text" value="0"/>
Tenor	<input type="text" value="0"/>	<input type="text" value="0"/>	<input type="text" value="0"/>	<input type="text" value="0"/>	<input type="text" value="0"/>	<input type="text" value="0"/>	<input type="text" value="0"/>	<input type="text" value="0"/>	<input type="text" value="0"/>	<input type="text" value="0"/>	<input type="text" value="0"/>	<input type="text" value="0"/>	<input type="text" value="0"/>	<input type="text" value="0"/>
Bass	<input type="text" value="0"/>	<input type="text" value="0"/>	<input type="text" value="0"/>	<input type="text" value="0"/>	<input type="text" value="0"/>	<input type="text" value="0"/>	<input type="text" value="0"/>	<input type="text" value="0"/>	<input type="text" value="0"/>	<input type="text" value="0"/>	<input type="text" value="0"/>	<input type="text" value="0"/>	<input type="text" value="0"/>	<input type="text" value="0"/>
Flute Performance	<input type="text" value="0"/>	<input type="text" value="0"/>	<input type="text" value="0"/>	<input type="text" value="0"/>	<input type="text" value="0"/>	<input type="text" value="0"/>	<input type="text" value="0"/>	<input type="text" value="0"/>	<input type="text" value="0"/>	<input type="text" value="0"/>	<input type="text" value="0"/>	<input type="text" value="0"/>	<input type="text" value="0"/>	<input type="text" value="0"/>
Oboe Performance	<input type="text" value="0"/>	<input type="text" value="0"/>	<input type="text" value="0"/>	<input type="text" value="0"/>	<input type="text" value="0"/>	<input type="text" value="0"/>	<input type="text" value="0"/>	<input type="text" value="0"/>	<input type="text" value="0"/>	<input type="text" value="0"/>	<input type="text" value="0"/>	<input type="text" value="0"/>	<input type="text" value="0"/>	<input type="text" value="0"/>
Clarinet Performance	<input type="text" value="0"/>	<input type="text" value="0"/>	<input type="text" value="0"/>	<input type="text" value="0"/>	<input type="text" value="0"/>	<input type="text" value="0"/>	<input type="text" value="0"/>	<input type="text" value="0"/>	<input type="text" value="0"/>	<input type="text" value="0"/>	<input type="text" value="0"/>	<input type="text" value="0"/>	<input type="text" value="0"/>	<input type="text" value="0"/>
Bassoon Performance	<input type="text" value="0"/>	<input type="text" value="0"/>	<input type="text" value="0"/>	<input type="text" value="0"/>	<input type="text" value="0"/>	<input type="text" value="0"/>	<input type="text" value="0"/>	<input type="text" value="0"/>	<input type="text" value="0"/>	<input type="text" value="0"/>	<input type="text" value="0"/>	<input type="text" value="0"/>	<input type="text" value="0"/>	<input type="text" value="0"/>
Saxophone Performance	<input type="text" value="0"/>	<input type="text" value="0"/>	<input type="text" value="0"/>	<input type="text" value="0"/>	<input type="text" value="0"/>	<input type="text" value="0"/>	<input type="text" value="0"/>	<input type="text" value="0"/>	<input type="text" value="0"/>	<input type="text" value="0"/>	<input type="text" value="0"/>	<input type="text" value="0"/>	<input type="text" value="0"/>	<input type="text" value="0"/>
Other (please specify): <input type="text"/>	<input type="text" value="0"/>	<input type="text" value="0"/>	<input type="text" value="0"/>	<input type="text" value="0"/>	<input type="text" value="0"/>	<input type="text" value="0"/>	<input type="text" value="0"/>	<input type="text" value="0"/>	<input type="text" value="0"/>	<input type="text" value="0"/>	<input type="text" value="0"/>	<input type="text" value="0"/>	<input type="text" value="0"/>	<input type="text" value="0"/>
Other (please specify): <input type="text"/>	<input type="text" value="0"/>	<input type="text" value="0"/>	<input type="text" value="0"/>	<input type="text" value="0"/>	<input type="text" value="0"/>	<input type="text" value="0"/>	<input type="text" value="0"/>	<input type="text" value="0"/>	<input type="text" value="0"/>	<input type="text" value="0"/>	<input type="text" value="0"/>	<input type="text" value="0"/>	<input type="text" value="0"/>	<input type="text" value="0"/>
#Conjoint, Total#	<input type="text" value="0"/>	<input type="text" value="0"/>	<input type="text" value="0"/>	<input type="text" value="0"/>	<input type="text" value="0"/>	<input type="text" value="0"/>	<input type="text" value="0"/>	<input type="text" value="0"/>	<input type="text" value="0"/>	<input type="text" value="0"/>	<input type="text" value="0"/>	<input type="text" value="0"/>	<input type="text" value="0"/>	<input type="text" value="0"/>

Q1. You have reached the end of this section.

At this point, you may close this tab within your browser and return to your account or if this section has been reviewed and is acceptable for final submission, please proceed by clicking the Submit button below.

**Please Note:** Clicking the Submit button will submit and close out this section of the Survey. Once the section is submitted and closed out, you will not be able to return to this section, nor will the submit button be functional. If you do not submit this section at this time, all data entered will be saved.

#### Location Data

**Location:** ([35.307098388672](#), [-93.067596435547](#)).

**Source:** GeoIP Estimation



Q1.

**Addendum: ACTUAL INSTRUCTIONAL, OPERATIONAL AND PERFORMANCE EXPENSES FOR 2020-2021**

For more information about completing this section, please click [here](#).

Q4. Please enter the actual expense amount for the 2020-2021 academic year above. All fields must contain an entry. Please input zero (0) where applicable.

Q2.

	Expenses 2020-2021	N/I
	\$(US)	Check Below
1. Faculty and Professional Travel (to meetings, etc.)	6226	<input type="checkbox"/>
2. Graduate Scholarships (administered by music unit) including fellowships/assistantships/tuition remission/discounts not already reported in a previous section	0	<input type="checkbox"/>
3. Guest Artists	4647	<input type="checkbox"/>
4. Instructional Supplies	5170	<input type="checkbox"/>
5. Library (collection development other than performance materials)	0	<input type="checkbox"/>
6. Library (performance scores and parts only)	8591	<input type="checkbox"/>
7. Office Supplies	7068	<input type="checkbox"/>
8. Operating Services	6916	<input type="checkbox"/>
9. Postage	738	<input type="checkbox"/>
10. Printing/Duplication	1909	<input type="checkbox"/>
11. Public Relations and Fundraising	284	<input type="checkbox"/>
12. Short-Term Visiting Artists/Lecturers, etc. (less than one semester)	5283	<input type="checkbox"/>

13. Student Recruitment	1046	<input type="checkbox"/>
14. Student Travel (i.e., ensemble tours -- includes funds raised and administered by the music unit.)	29397	<input type="checkbox"/>
15. Student Wages	13294	<input type="checkbox"/>
16. Technical Services (instrument maintenance, office equipment, repair, piano tuning, etc.)	7514	<input type="checkbox"/>
17. Technology Services (electronic media, software, fees, etc.)	2700	<input type="checkbox"/>
18. Telephone/Fax/Electronic Communications	5253	<input type="checkbox"/>
19. Undergraduate Scholarships (administered by music unit) including tuition remission/discounts	566500	<input type="checkbox"/>
20. All Other Expenses	5670	<input type="checkbox"/>

Q3. TOTAL INSTRUCTIONAL, OPERATIONAL AND PERFORMANCE EXPENSES FOR 2020-2021 \$(US)

678206

Q1. You have reached the end of this section.

At this point, you may close this tab within your browser and return to your account or if this section has been reviewed and is acceptable for final submission, please proceed by clicking the Submit button below.

**Please Note:** Clicking the Submit button will submit and close out this section of the Survey. Once the section is submitted and closed out, you will not be able to return to this section, nor will the submit button be functional. If you do not submit this section at this time, all data entered will be saved.

**Location:** ([35.307098388672](#), [-93.067596435547](#))

**Source:** GeolIP Estimation

