


# General Education

## Spring 2020 Student Survey



**First person to attend college in their family**  
32%

**263 Responses**  
Average Age: 25

Freshman: 37%  
Sophomore: 26%  
Junior: 19%  
Senior: 18%

**Students attend:**  
On campus: 82%  
Online: 13%  
Other: 5%

**52 Majors**  
Largest group: Nursing (9%)

**Gender Identity**  
64% Female  
33% Male  
3% Other/  
Prefer not to answer

## Institution-Level Assessment

### Educational Outreach Initiative: Survey of Students' Perception

Program Mission: The general education curriculum is designed to provide a foundation for knowledge common to educated people and to develop the capacity for an individual to expand that knowledge over his or her lifetime. This survey begins to answer the question, "How well are the General Education Goals serving the program mission statement?"

**79%**

Report understanding the importance of GE courses.

**56%**

Agree everyone should be required to take GE courses.

**88%**

Would rather take more degree-related courses than GE courses.

## Student Comments

### Is there anything else you would like to tell us about the General Education Program at Arkansas Tech?

The following is a sample of student comments:

*"I'm not exactly sure what you mean by General Education program. I'm thinking math, literature things of that nature. there wasn't a not sure or don't know option on the questions so I checked agree."*

*"ATU Ozark and ATU Main campus departments need to discuss what they atr teaching. So students don't have to take classes in departments they done took."*

*"I can see why we would need to take a few general education classes, but there are some majors that have no use for some general education classes. So, some classes shouldn't be required by all students. the general education classes should be categorized better by what major you are trying to achieve."*

*"It's necessary to be exposed to many concepts not only pertaining to your degree! As well as understanding basic knowledge to be able to move onto more advance class! I think Arkansas Tech does a good job at doing those step examples!"*

*"I have had a very positive experience at Tech and would encourage anyone seeking to better themselves to attend either online or on campus. Great people, very helpful and sincerely care about us and our success. Because our success is your success."*

*"I think it should be clearer in degree works or other resources for Tech students what courses are general education courses and which ones are required for your major/for graduation."*

*"Faculty and my advisor spoke with me about the general education courses because I asked about their importance. Although, many students I know either do or most likely refuse to acknowledge their importance. They are not stressed about the courses and there for fail."*

*"Filled with talented teachers main reason why I wanted to come to Tech."*

*"we shouldn't have to take them if not required for our major because why pay for a class when you don't actually need it."*

*"Waste of time. Most of these courses seem aimed at younger students who are irresponsible and can't find and study the information independently. As an out of state student paying 2000+ for a gen ed course, it is ridiculous and seems an excuse for the school to bilk money from students."*

**59%**

Agree that GE courses will prepare them for their career and make them a better citizen.

**72%**

Agree that GE courses help them become a better student.

**34%**

Do not know why they have to take GE courses.

The following pages show the survey data  
from which the previous summary report  
was created.

# General Education Survey - Dashboard

56.08%

Completion Rate

226

Completed

721

Viewed

403

Started

177

Dropouts

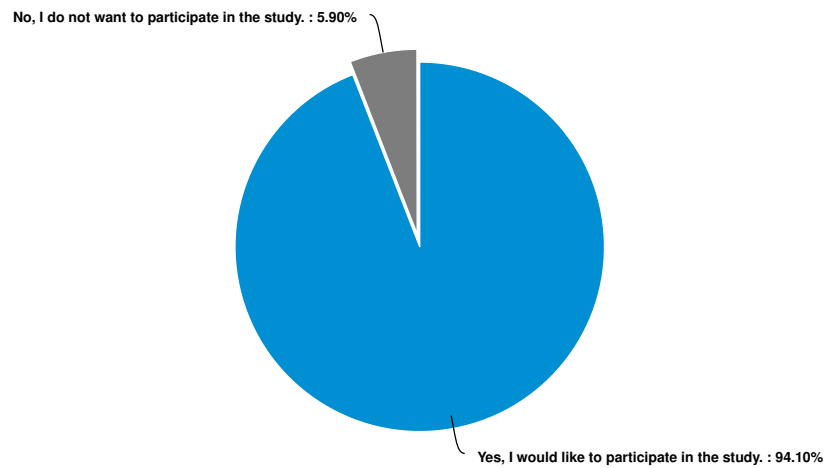
3 mins

Average Time



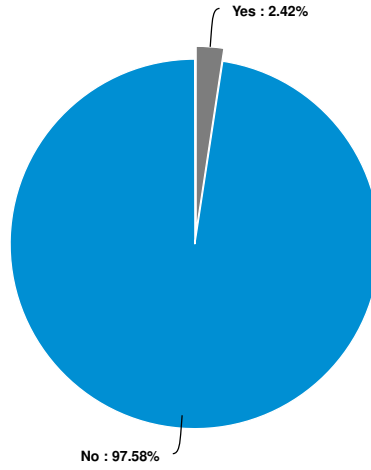
Countries	Responses
US	100.00%
Total	100.00%

Informed Consent This is notification of informed consent for the research study titled "Student Knowledge of General Education." The purpose of this research is to examine student understanding of general education requirements at a university. Please know the research activity is being conducted by the individual listed below and the results may be published. Jeremy Schwehm Associate Professor Professional Studies Arkansas Tech jschwehm@atu.edu 479-356-2095 As a participant in this study, you will complete an online survey about your university experiences. There are no foreseen risks to your participation and your participation is voluntary. You may refuse to participate or withdraw at any time without penalty, or skip any question you feel uncomfortable answering. The questionnaire should take approximately 10 minutes to complete. All of your responses will be confidential and will not be associated with your name or e-mail address. However, a unique number will be assigned to each respondent through the use of a "cookie" that has no meaning outside of the survey website. If necessary, this will allow each respondent to return to an incomplete survey and be taken directly to the point of exit. If the survey remains incomplete the researcher cannot access it and the answers will not be used as part of the study. Please note: Internet communications are insecure and there is a limit to the confidentiality that can be guaranteed, due to the limits of the technology. Be assured that once the researcher receives the completed survey, standard confidentiality procedures will be followed. In addition, no individual data will be reported, only summarized data. Moreover, if you feel uncomfortable with the risk to privacy with taking an Internet survey, you can be supplied with a PDF version upon request. If you have questions do not hesitate to contact me at any time. You may contact Jeremy Schwehm via telephone at 479-356-2095 or email at jschwehm@atu.edu. Additional questions or problems regarding your rights as a research participant should be addressed to The Chairperson, Institutional Review Board, Arkansas Tech University.



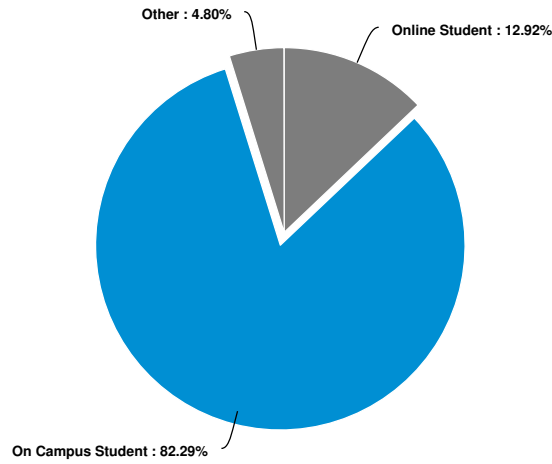
Answer	Count	Percent	20%	40%	60%	80%	100%
Yes, I would like to participate in the study.	335	94.1%	<div style="width: 94.1%;"></div>				
No, I do not want to participate in the study.	21	5.9%	<div style="width: 5.9%;"></div>				
<b>Total</b>	<b>356</b>	<b>100 %</b>					

Have you completed this survey before?



Answer	Count	Percent	20%	40%	60%	80%	100%
Yes	7	2.42%					
No	282	97.58%					
<b>Total</b>	<b>289</b>	<b>100 %</b>					

Would you describe yourself as an:



Answer	Count	Percent	20%	40%	60%	80%	100%
Online Student	35	12.92%					
On Campus Student	223	82.29%					
Other	13	4.8%					
<b>Total</b>	<b>271</b>	<b>100 %</b>					

Would you describe yourself as an: - Text Data for Other

02/28/2020 28082630 A commuter

02/19/2020 28018837 Both

02/19/2020 28017945 Mixture of both online and on campus

02/09/2020 27960421 Both i attended ozark campus in class to earn my gen eds

02/09/2020 27960412 Both

02/08/2020 27957111 Both online & on campus student

02/06/2020 27950758 Boh

02/06/2020 27948109 Both

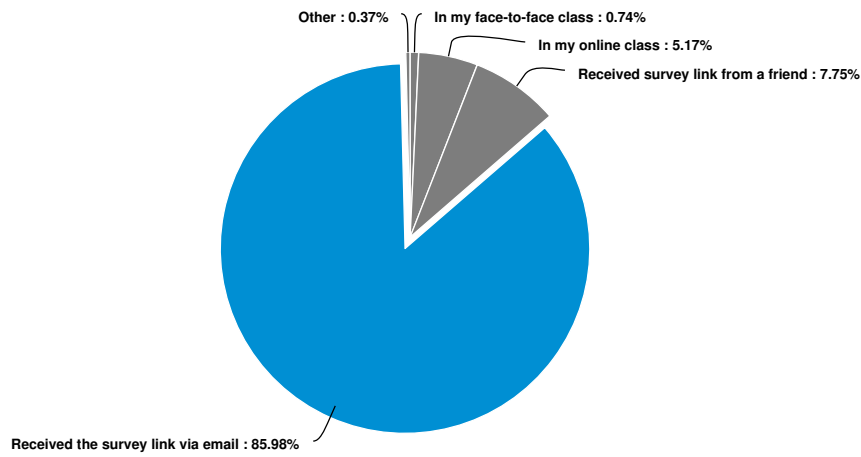
02/04/2020 27941659 Both

02/03/2020 27935961 Faculty

02/03/2020 27934623 Both

02/03/2020 27934366 I take both.

### How did you hear about this survey?



Answer	Count	Percent	20%	40%	60%	80%	100%
In my face-to-face class	2	0.74%					
In my online class	14	5.17%					
Received survey link from a friend	21	7.75%					
Received the survey link via email	233	85.98%					
Other	1	0.37%					
<b>Total</b>	<b>271</b>	<b>100 %</b>					

How did you hear about this survey? - Text Data for Other

No Data To Display

### In what year were you born?

03/10/2020 28164856 1998

03/04/2020	28112657	2001
03/04/2020	28108045	1971
02/28/2020	28082630	1990
02/28/2020	28074354	1958
02/24/2020	28051867	1999
02/22/2020	28046498	2000
02/21/2020	28043846	1998
02/21/2020	28043635	2001
02/21/2020	28043569	1997
02/20/2020	28028257	2000
02/20/2020	28021570	1988
02/20/2020	28021264	1998
02/19/2020	28018991	1999
02/19/2020	28018869	2001
02/19/2020	28018867	1980
02/19/2020	28018837	1997
02/19/2020	28018517	2001
02/19/2020	28018361	1998
02/19/2020	28018330	1999
02/19/2020	28018303	1997
02/19/2020	28018239	1979
02/19/2020	28018056	2001
02/19/2020	28018043	1962
02/19/2020	28018032	1999
02/19/2020	28018011	1995
02/19/2020	28017963	1999
02/19/2020	28017945	1997
02/19/2020	28017940	2001
02/19/2020	28017842	2000
02/19/2020	28017788	1999
02/19/2020	28017787	2000
02/19/2020	28017668	2001
02/19/2020	28017656	1986
02/19/2020	28017655	2001
02/19/2020	28017608	1999
02/19/2020	28017513	1977
02/19/2020	28017582	2001
02/19/2020	28017568	1998
02/19/2020	28017561	Two Thousand
02/19/2020	28017547	1998



02/19/2020	28017531	1999
02/19/2020	28017521	2000
02/19/2020	28017518	1997
02/19/2020	28017503	1998
02/19/2020	28017494	2000
02/19/2020	28017483	2000
02/19/2020	28017482	1999
02/19/2020	28017479	2001
02/12/2020	27978408	2000
02/12/2020	27977805	1999
02/12/2020	27975883	1971
02/11/2020	27973472	2000
02/11/2020	27972902	1966
02/10/2020	27965387	2000
02/10/2020	27965347	1998
02/09/2020	27961733	1999
02/09/2020	27961320	1999
02/09/2020	27961139	1997
02/09/2020	27960999	1999
02/09/2020	27960489	1992
02/09/2020	27960421	1973
02/09/2020	27960412	1973
02/08/2020	27958036	2001
02/08/2020	27958026	2000
02/08/2020	27957845	1969
02/08/2020	27957585	2000
02/08/2020	27957476	1999
02/08/2020	27957117	1979
02/08/2020	27957111	1999
02/08/2020	27956907	1999
02/08/2020	27956846	1995
02/08/2020	27956844	1998
02/08/2020	27956833	1999
02/08/2020	27956822	1983
02/08/2020	27956794	2000
02/08/2020	27956772	2001
02/08/2020	27956769	2000
02/08/2020	27956761	2000
02/08/2020	27956763	2000

02/08/2020	27956759	1999
02/08/2020	27956758	Russellville, AR
02/08/2020	27956760	1998
02/07/2020	27955462	2001
02/07/2020	27955435	1995
02/07/2020	27955217	1977
02/07/2020	27954870	1999
02/07/2020	27954819	1971
02/07/2020	27954469	2000
02/07/2020	27953692	2001
02/07/2020	27953388	2001
02/07/2020	27952898	2001
02/07/2020	27952395	1999
02/06/2020	27950853	2000
02/06/2020	27950758	1988
02/06/2020	27950158	2002
02/06/2020	27950002	1997
02/06/2020	27949635	1992
02/06/2020	27948473	2000
02/06/2020	27948109	1999
02/05/2020	27946910	1987
02/05/2020	27946895	1999
02/05/2020	27946597	2000
02/05/2020	27946592	1989
02/05/2020	27946556	1997
02/05/2020	27946526	2001
02/05/2020	27946448	1980
02/05/2020	27946294	1980
02/05/2020	27946232	1964
02/05/2020	27946212	1986
02/05/2020	27946156	1947
02/05/2020	27946053	2000
02/05/2020	27946017	1972
02/05/2020	27945736	1998
02/05/2020	27944432	1983
02/05/2020	27944034	1996
02/05/2020	27942729	1988
02/04/2020	27942296	1978
02/04/2020	27942171	81
02/04/2020	27942098	Oct 07 1994

02/04/2020	27942070	2001
02/04/2020	27942077	2001
02/04/2020	27942013	1998
02/04/2020	27941961	2001
02/04/2020	27941887	1969
02/04/2020	27941659	2002
02/04/2020	27941597	2000
02/04/2020	27941536	1972
02/04/2020	27941535	2000
02/04/2020	27941497	2001
02/04/2020	27941455	2001
02/04/2020	27941102	1999
02/04/2020	27941054	1994
02/04/2020	27940669	1982
02/04/2020	27940657	1948
02/04/2020	27940502	2001
02/04/2020	27940409	2000
02/04/2020	27940337	1984
02/04/2020	27940294	1999
02/04/2020	27940017	2001
02/04/2020	27940009	2000
02/04/2020	27939871	1999
02/04/2020	27939708	2001
02/04/2020	27939665	1988
02/04/2020	27939593	1998
02/04/2020	27939588	1983
02/04/2020	27939428	1995
02/04/2020	27939333	1999
02/04/2020	27939263	2000
02/04/2020	27939123	2002
02/04/2020	27939018	2000
02/04/2020	27937692	2001
02/04/2020	27937650	2000
02/03/2020	27936991	2000
02/03/2020	27936967	2000
02/03/2020	27936916	2001
02/03/2020	27936775	2001
02/03/2020	27936409	1982
02/03/2020	27936397	2000

02/03/2020	27936395	2000
02/03/2020	27936393	1998
02/03/2020	27936291	2001
02/03/2020	27936256	2001
02/03/2020	27936241	2001
02/03/2020	27936214	2000
02/03/2020	27936142	2000
02/03/2020	27936140	1998
02/03/2020	27936138	2000
02/03/2020	27936114	2000
02/03/2020	27936073	1973
02/03/2020	27936058	1990
02/03/2020	27936010	1974
02/03/2020	27936012	2001
02/03/2020	27936003	2001
02/03/2020	27935961	1993
02/03/2020	27935757	1995
02/03/2020	27935727	2001
02/03/2020	27935726	2000
02/03/2020	27935671	2001
02/03/2020	27935364	1999
02/03/2020	27935317	2000
02/03/2020	27935311	1964
02/03/2020	27935224	1999
02/03/2020	27935208	1999
02/03/2020	27935159	1991
02/03/2020	27935122	1997
02/03/2020	27935089	2001
02/03/2020	27935061	1997
02/03/2020	27934951	2000
02/03/2020	27934943	1999
02/03/2020	27934919	1997
02/03/2020	27934898	2000
02/03/2020	27934891	1999
02/03/2020	27934859	1995
02/03/2020	27934841	2001
02/03/2020	27934838	2001
02/03/2020	27934828	1992
02/03/2020	27934818	2000

02/03/2020	27934807	2001
02/03/2020	27934754	2000
02/03/2020	27934671	2000
02/03/2020	27934656	2000
02/03/2020	27934643	2000
02/03/2020	27934641	1998
02/03/2020	27934623	1998
02/03/2020	27934591	2001
02/03/2020	27934565	1998
02/03/2020	27934542	1998
02/03/2020	27934523	1998
02/03/2020	27934512	2000
02/03/2020	27934474	1999
02/03/2020	27934448	2000
02/03/2020	27934454	1989
02/03/2020	27934451	1999
02/03/2020	27934436	2000
02/03/2020	27934428	2000
02/03/2020	27934419	1882
02/03/2020	27934410	2001
02/03/2020	27934405	2001
02/03/2020	27934384	2001
02/03/2020	27934380	2001
02/03/2020	27934379	1998
02/03/2020	27934376	2000
02/03/2020	27934375	1989
02/03/2020	27934372	1999
02/03/2020	27934366	2000
02/03/2020	27934365	2000
02/03/2020	27934354	2001
02/03/2020	27934347	1999
02/03/2020	27934333	2000
02/03/2020	27934310	2000
02/03/2020	27934294	2001
02/03/2020	27934290	2000
02/03/2020	27934287	1981
02/03/2020	27934277	1981
02/03/2020	27934258	1998
02/03/2020	27934246	2000
02/03/2020	27934218	1989

02/03/2020 27934214 2000

02/03/2020 27934206 1981

02/03/2020 27934166 2000

02/03/2020 27934165 2000

02/03/2020 27934138 2000

02/03/2020 27934128 2000

02/03/2020 27934133 2001

02/03/2020 27934131 1999

02/03/2020 27934127 2001

02/03/2020 27934130 2000

02/03/2020 27934099 1999

02/03/2020 27934102 2001

02/03/2020 27934090 2000

02/03/2020 27934096 2001

02/03/2020 27934068 1995

02/03/2020 27934062 1998

02/03/2020 27934050 2001

02/03/2020 27934040 1986

02/03/2020 27934043 2001

02/03/2020 27934038 2001

02/03/2020 27934033 2001

02/03/2020 27934016 1998

02/03/2020 27933992 1999

02/03/2020 27933956 2001

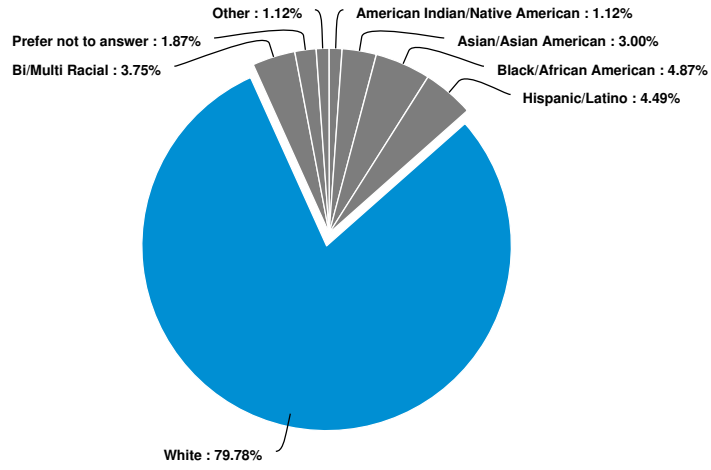
02/03/2020 27933926 2001

02/03/2020 27933855 2001

02/03/2020 27933695 1977

01/13/2020 27850613 1977

Would you describe yourself as:



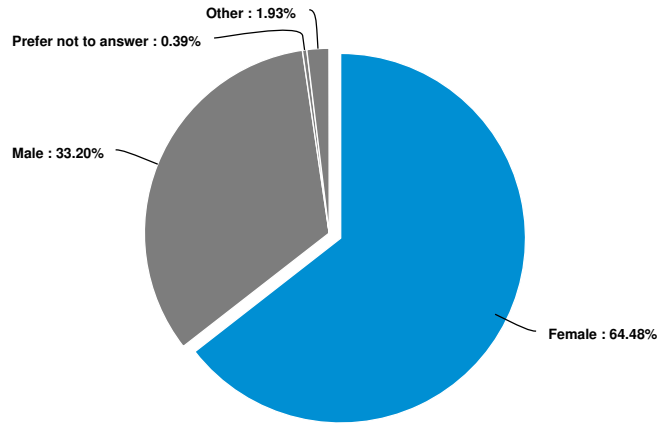
Answer	Count	Percent	20%	40%	60%	80%	100%
American Indian/Native American	3	1.12%					
Asian/Asian American	8	3%					
Black/African American	13	4.87%					
Hispanic/Latino	12	4.49%					
White	213	79.78%					
Pacific Islander	0	0%					
Bi/Multi Racial	10	3.75%					
Prefer not to answer	5	1.87%					
Other	3	1.12%					
<b>Total</b>	<b>267</b>	<b>100 %</b>					

Would you describe yourself as: - Text Data for Other

02/04/2020 27942171 american

02/03/2020 27934090 Mexican-American

To which gender identity do you most identify?



Answer	Count	Percent	20%	40%	60%	80%	100%
Female	167	64.48%	<div style="width: 64.48%;"></div>				
Male	86	33.2%	<div style="width: 33.2%;"></div>				
Prefer not to answer	1	0.39%	<div style="width: 0.39%;"></div>				
Other	5	1.93%	<div style="width: 1.93%;"></div>				
<b>Total</b>	<b>259</b>	<b>100 %</b>					

To which gender identity do you most identify? - Text Data for Other

02/19/2020 28017518 Genderfluid

02/07/2020 27952395 nonbinary

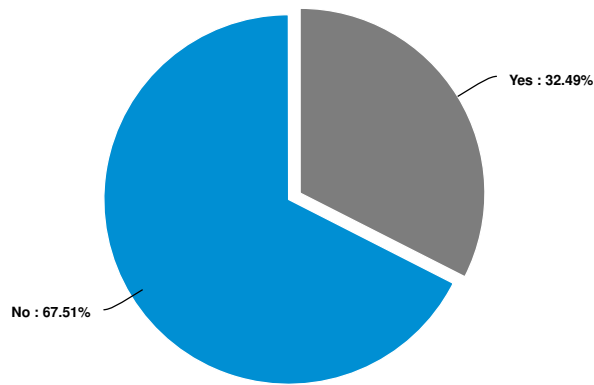
02/04/2020 27940502 nonbinary

02/03/2020 27934943 Nonbinary

02/03/2020 27934038 Non-binary

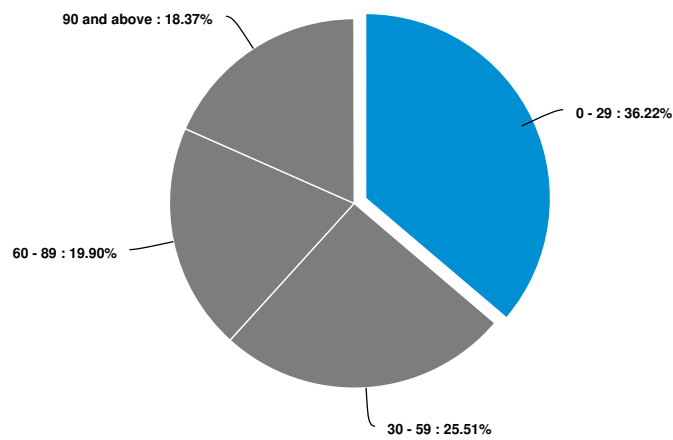


Are you the first person in your immediate family to attend college?



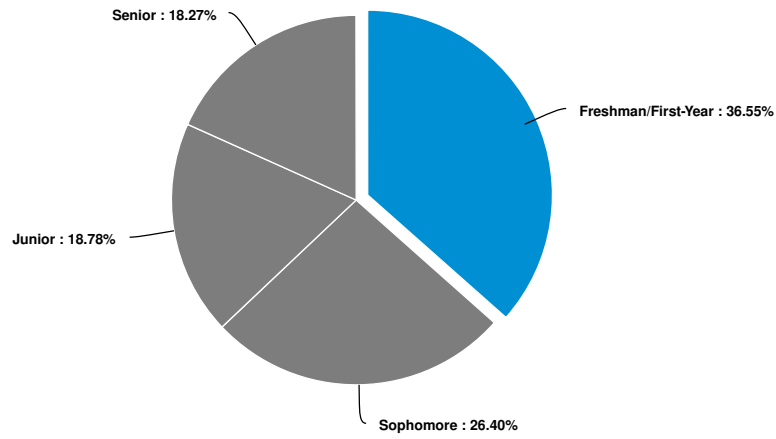
Answer	Count	Percent	20%	40%	60%	80%	100%
Yes	64	32.49%	<div style="width: 32.49%;"></div>				
No	133	67.51%	<div style="width: 67.51%;"></div>				
<b>Total</b>	<b>197</b>	<b>100 %</b>					

Approximately how many college credits have you earned?



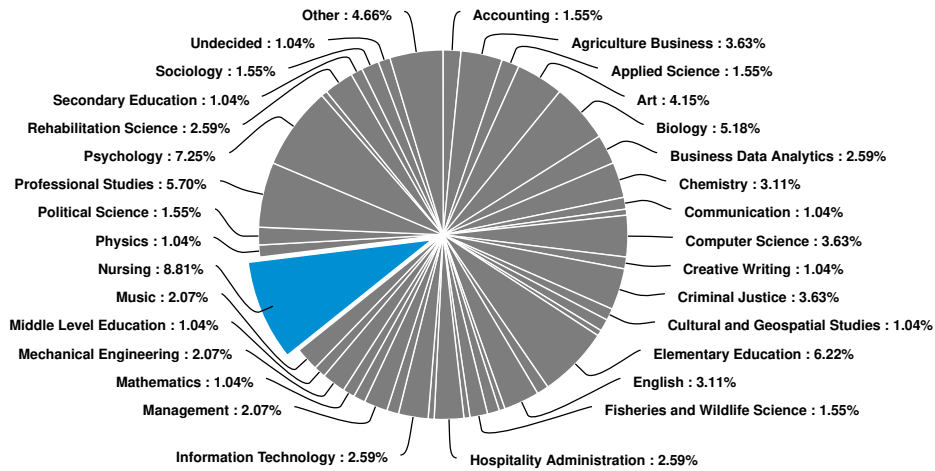
Answer	Count	Percent	20%	40%	60%	80%	100%
0 - 29	71	36.22%	<div style="width: 36.22%;"></div>				
30 - 59	50	25.51%	<div style="width: 25.51%;"></div>				
60 - 89	39	19.9%	<div style="width: 19.9%;"></div>				
90 and above	36	18.37%	<div style="width: 18.37%;"></div>				
<b>Total</b>	<b>196</b>	<b>100 %</b>					

## What is your class standing?



Answer	Count	Percent	20%	40%	60%	80%	100%
Freshman/First-Year	72	36.55%	<div style="width: 36.55%;"></div>				
Sophomore	52	26.40%	<div style="width: 26.40%;"></div>				
Junior	37	18.78%	<div style="width: 18.78%;"></div>				
Senior	36	18.27%	<div style="width: 18.27%;"></div>				
<b>Total</b>	<b>197</b>	<b>100 %</b>					

## What is your major?



Answer	Count	Percent	20%	40%	60%	80%	100%
Accounting	3	1.55%	<div style="width: 1.55%;"></div>				
Agriculture Business	7	3.63%	<div style="width: 3.63%;"></div>				
Allied Health Science	0	0%	<div style="width: 0%;"></div>				
Applied Science	3	1.55%	<div style="width: 1.55%;"></div>				
Art	8	4.15%	<div style="width: 4.15%;"></div>				
Biology	10	5.18%	<div style="width: 5.18%;"></div>				
Business Data Analytics	5	2.59%	<div style="width: 2.59%;"></div>				
Chemistry	6	3.11%	<div style="width: 3.11%;"></div>				

Communication	2	1.04%	█
Computer Engineering	1	0.52%	█
Computer Science	7	3.63%	█
Creative Writing	2	1.04%	█
Criminal Justice	7	3.63%	█
Cultural and Geospatial Studies	2	1.04%	█
Cybersecurity	2	1.04%	█
Electrical Engineering	1	0.52%	█
Elementary Education	12	6.22%	█
Emergency Management	2	1.04%	█
Engineering Physics	0	0%	█
English	6	3.11%	█
Environmental Science	1	0.52%	█
Finance	2	1.04%	█
Fisheries and Wildlife Science	3	1.55%	█
Geology	0	0%	█
Health and Physical Education	0	0%	█
History	1	0.52%	█
Hospitality Administration	5	2.59%	█
Information Systems	1	0.52%	█
Information Technology	5	2.59%	█
International Studies	0	0%	█
Journalism	2	1.04%	█
Management	4	2.07%	█
Marketing	2	1.04%	█
Mathematics	2	1.04%	█
Mechanical Engineering	4	2.07%	█
Middle Level Education	2	1.04%	█
Music	4	2.07%	█
Nuclear Physics	0	0%	█
Nursing	17	8.81%	█
Physical Science	0	0%	█
Physics	2	1.04%	█
Political Science	3	1.55%	█
Professional Studies	11	5.7%	█
Psychology	14	7.25%	█
Public History	1	0.52%	█
Recreation and Park Administration	0	0%	█
Rehabilitation Science	5	2.59%	█

Secondary Education	2	1.04%
Sociology	3	1.55%
World Language	0	0%
Undecided	2	1.04%
Other	9	4.66%
<b>Total</b>	<b>193</b>	<b>100 %</b>

What is your major? - Text Data for Other

02/08/2020 27957117 Early Childhood

02/07/2020 27952395 Pre-Vet

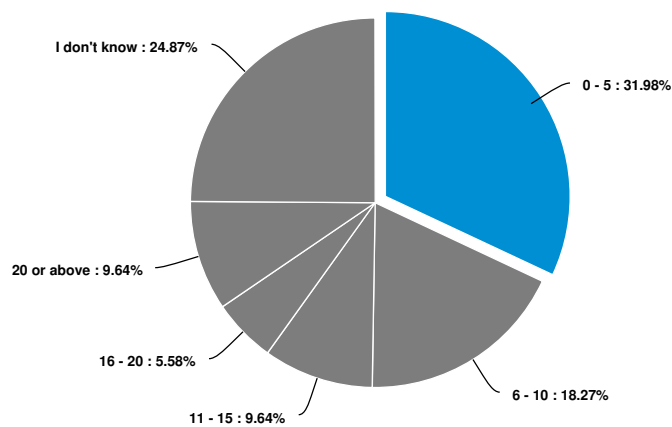
02/04/2020 27941455 Game and Interactive Media Design

02/04/2020 27940669 Human services

02/04/2020 27939263 Life Science secondary education

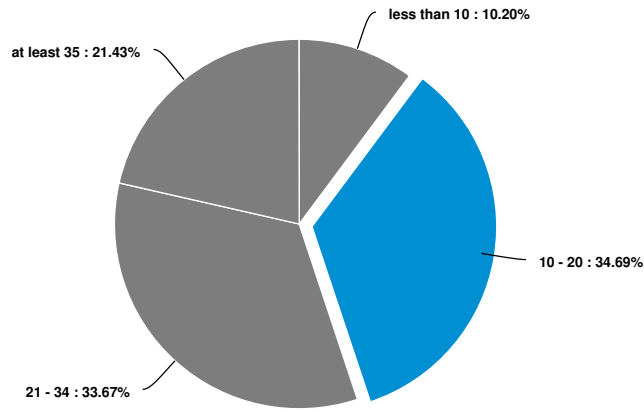
02/03/2020 27934841 Agriculture education

How many general education courses have you completed?



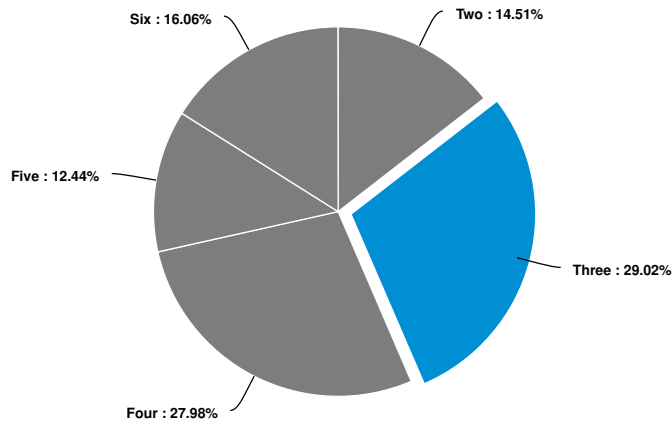
Answer	Count	Percent	20%	40%	60%	80%	100%
0 - 5	63	31.98%	<div style="width: 31.98%;"></div>				
6 - 10	36	18.27%	<div style="width: 18.27%;"></div>				
11 - 15	19	9.64%	<div style="width: 9.64%;"></div>				
16 - 20	11	5.58%	<div style="width: 5.58%;"></div>				
20 or above	19	9.64%	<div style="width: 9.64%;"></div>				
I don't know	49	24.87%	<div style="width: 24.87%;"></div>				
<b>Total</b>	<b>197</b>	<b>100 %</b>					

How many credit hours of general education are you required to complete to earn a bachelor's degree at Arkansas Tech?



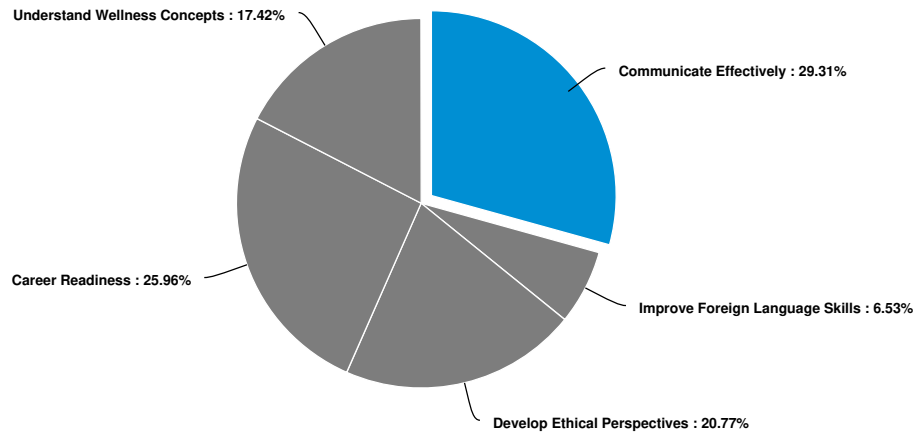
Answer	Count	Percent	20%	40%	60%	80%	100%
less than 10	20	10.2%	<div style="width: 10.2%;"></div>				
10 - 20	68	34.69%	<div style="width: 34.69%;"></div>				
21 - 34	66	33.67%	<div style="width: 33.67%;"></div>				
at least 35	42	21.43%	<div style="width: 21.43%;"></div>				
<b>Total</b>	<b>196</b>	<b>100 %</b>					

How many general education goals are incorporated into the Arkansas Tech general education curriculum?



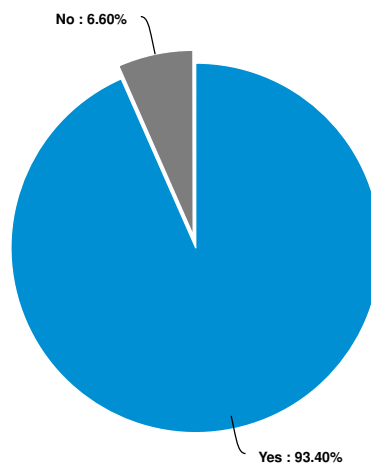
Answer	Count	Percent	20%	40%	60%	80%	100%
Two	28	14.51%	<div style="width: 14.51%;"></div>				
Three	56	29.02%	<div style="width: 29.02%;"></div>				
Four	54	27.98%	<div style="width: 27.98%;"></div>				
Five	24	12.44%	<div style="width: 12.44%;"></div>				
Six	31	16.06%	<div style="width: 16.06%;"></div>				
<b>Total</b>	<b>193</b>	<b>100 %</b>					

Which of the following are general education goals at Arkansas Tech University (select all that apply)



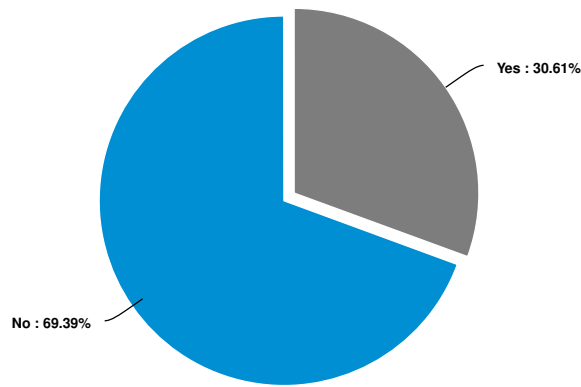
Answer	Count	Percent	20%	40%	60%	80%	100%
Communicate Effectively	175	29.31%	<div style="width: 29.31%;"></div>				
Improve Foreign Language Skills	39	6.53%	<div style="width: 6.53%;"></div>				
Develop Ethical Perspectives	124	20.77%	<div style="width: 20.77%;"></div>				
Career Readiness	155	25.96%	<div style="width: 25.96%;"></div>				
Understand Wellness Concepts	104	17.42%	<div style="width: 17.42%;"></div>				
<b>Total</b>	<b>597</b>	<b>100 %</b>					

Are general education courses required for all students at Arkansas Tech?



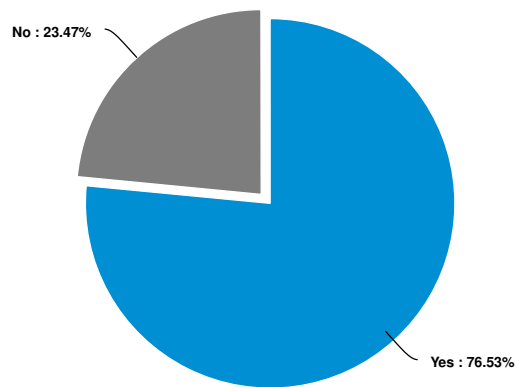
Answer	Count	Percent	20%	40%	60%	80%	100%
Yes	184	93.4%	<div style="width: 93.4%;"></div>				
No	13	6.6%	<div style="width: 6.6%;"></div>				
<b>Total</b>	<b>197</b>	<b>100 %</b>					

Do all students take the same general education courses at Arkansas Tech?



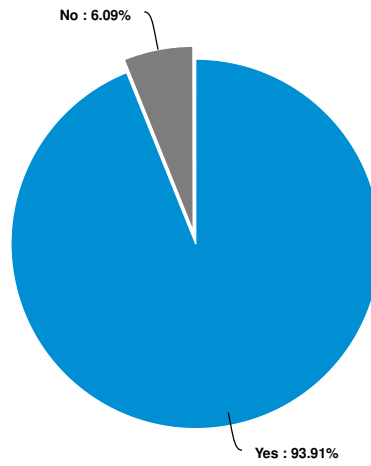
Answer	Count	Percent	20%	40%	60%	80%	100%
Yes	60	30.61%	<div style="width: 30.61%;"></div>				
No	136	69.39%	<div style="width: 69.39%;"></div>				
<b>Total</b>	<b>196</b>	<b>100 %</b>					

I know which courses in my degree program are general education courses.



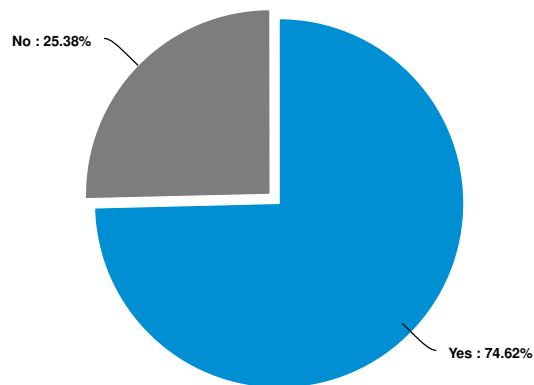
Answer	Count	Percent	20%	40%	60%	80%	100%
Yes	150	76.53%	<div style="width: 76.53%;"></div>				
No	46	23.47%	<div style="width: 23.47%;"></div>				
<b>Total</b>	<b>196</b>	<b>100 %</b>					

A list of general education courses is available to me if I need it.



Answer	Count	Percent	20%	40%	60%	80%	100%
Yes	185	93.91%					
No	12	6.09%					
<b>Total</b>	<b>197</b>	<b>100 %</b>					

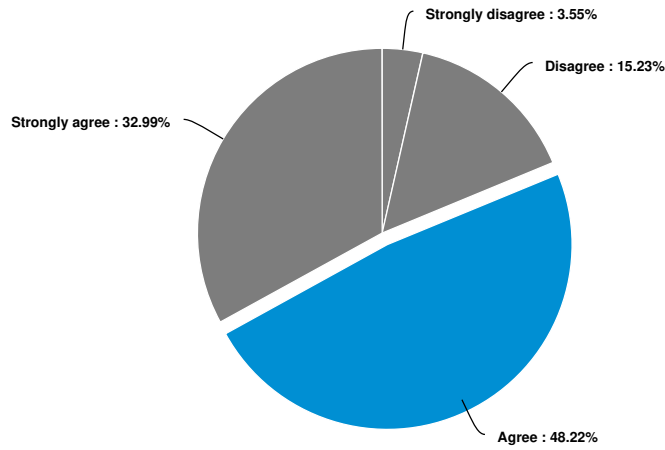
I know where to find a list of general education courses.



Answer	Count	Percent	20%	40%	60%	80%	100%
Yes	147	74.62%					
No	50	25.38%					
<b>Total</b>	<b>197</b>	<b>100 %</b>					

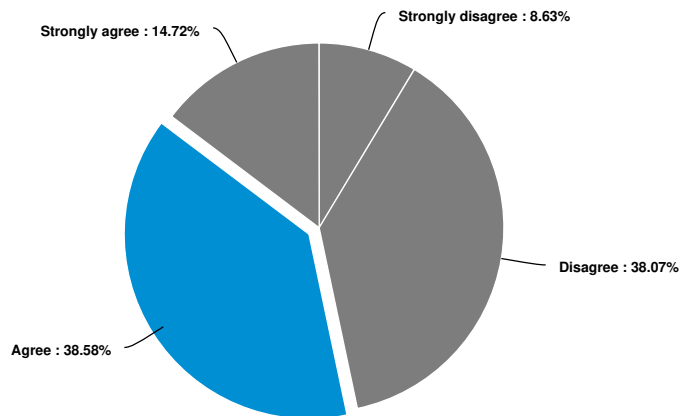


My academic advisor discusses general education course requirements with me.



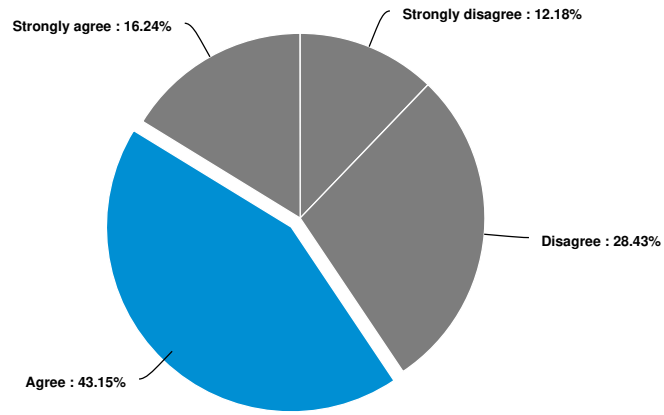
Answer	Count	Percent	20%	40%	60%	80%	100%
Strongly disagree	7	3.55%					
Disagree	30	15.23%					
Agree	95	48.22%					
Strongly agree	65	32.99%					
<b>Total</b>	<b>197</b>	<b>100 %</b>					

Faculty stress the importance of general education courses.



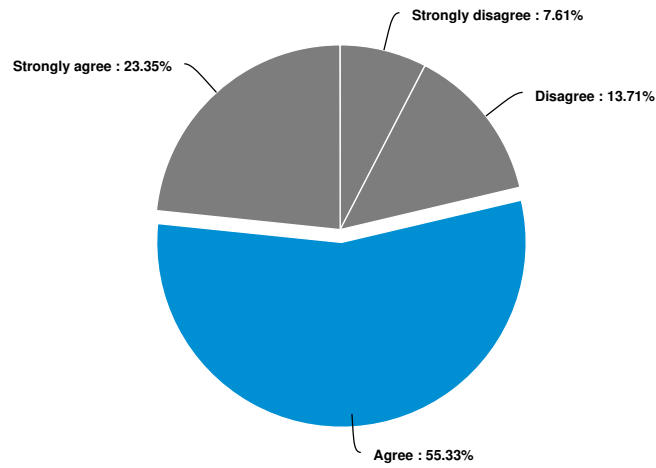
Answer	Count	Percent	20%	40%	60%	80%	100%
Strongly disagree	17	8.63%					
Disagree	75	38.07%					
Agree	76	38.58%					
Strongly agree	29	14.72%					
<b>Total</b>	<b>197</b>	<b>100 %</b>					

Someone has explained the importance of general education courses to me.



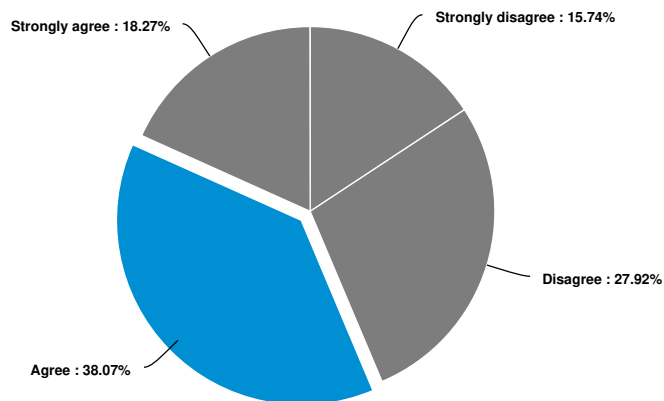
Answer	Count	Percent	20%	40%	60%	80%	100%
Strongly disagree	24	12.18%					
Disagree	56	28.43%					
Agree	85	43.15%					
Strongly agree	32	16.24%					
<b>Total</b>	<b>197</b>	<b>100 %</b>					

I understand the importance of completing general education courses.



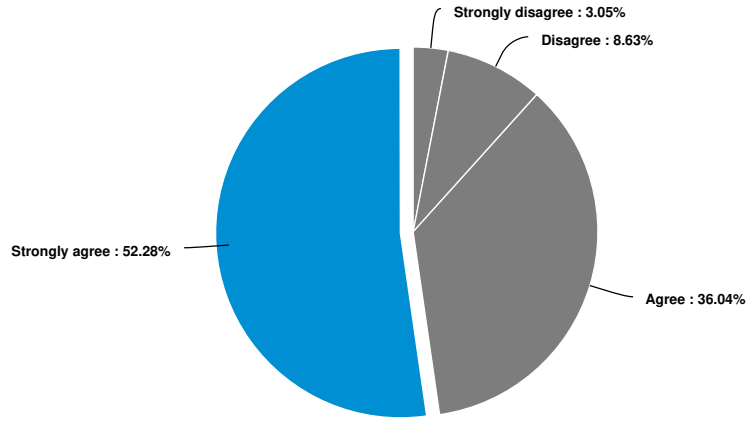
Answer	Count	Percent	20%	40%	60%	80%	100%
Strongly disagree	15	7.61%					
Disagree	27	13.71%					
Agree	109	55.33%					
Strongly agree	46	23.35%					
<b>Total</b>	<b>197</b>	<b>100 %</b>					

General education courses should be required for all degrees.



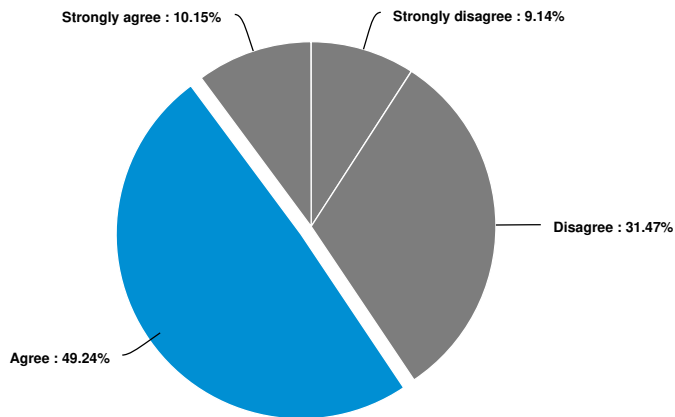
Answer	Count	Percent	20%	40%	60%	80%	100%
Strongly disagree	31	15.74%					
Disagree	55	27.92%					
Agree	75	38.07%					
Strongly agree	36	18.27%					
<b>Total</b>	<b>197</b>	<b>100 %</b>					

I would rather take more courses related to my major than take general education courses.



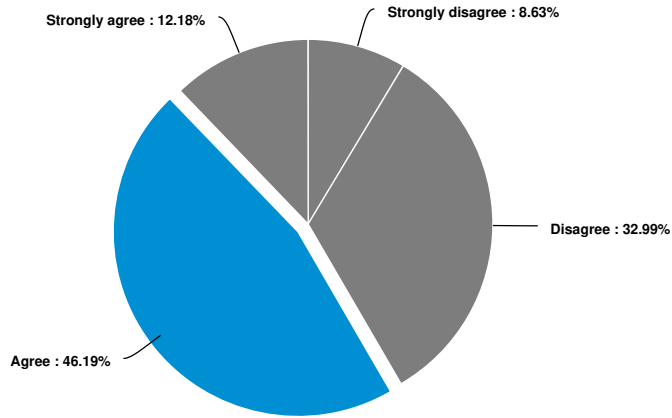
Answer	Count	Percent	20%	40%	60%	80%	100%
Strongly disagree	6	3.05%					
Disagree	17	8.63%					
Agree	71	36.04%					
Strongly agree	103	52.28%					
<b>Total</b>	<b>197</b>	<b>100 %</b>					

Taking general education courses will prepare me for my career.



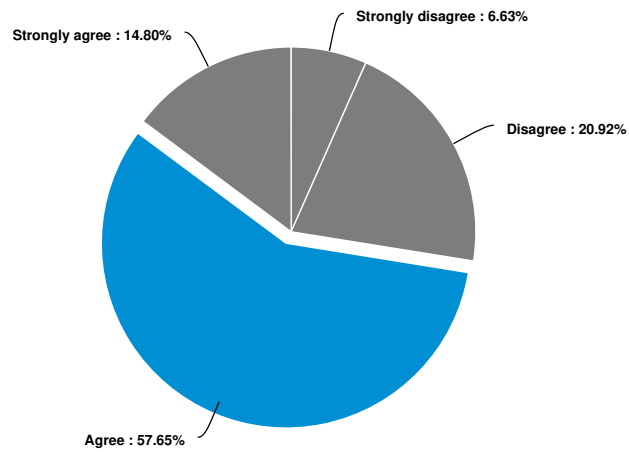
Answer	Count	Percent	20%	40%	60%	80%	100%
Strongly disagree	18	9.14%					
Disagree	62	31.47%					
Agree	97	49.24%					
Strongly agree	20	10.15%					
<b>Total</b>	<b>197</b>	<b>100 %</b>					

Taking general education courses will make me a better citizen.



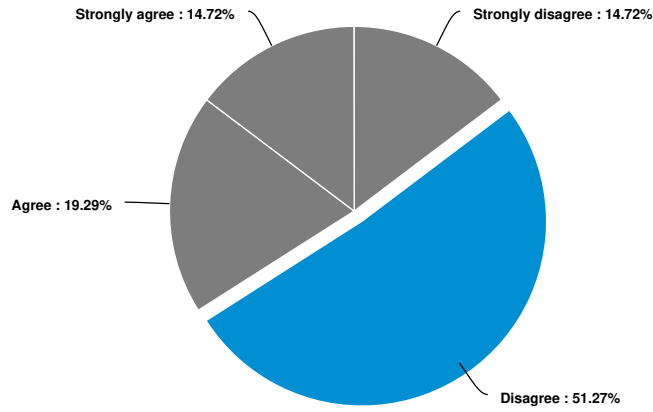
Answer	Count	Percent	20%	40%	60%	80%	100%
Strongly disagree	17	8.63%					
Disagree	65	32.99%					
Agree	91	46.19%					
Strongly agree	24	12.18%					
<b>Total</b>	<b>197</b>	<b>100 %</b>					

Taking general education courses helps me become a better student.



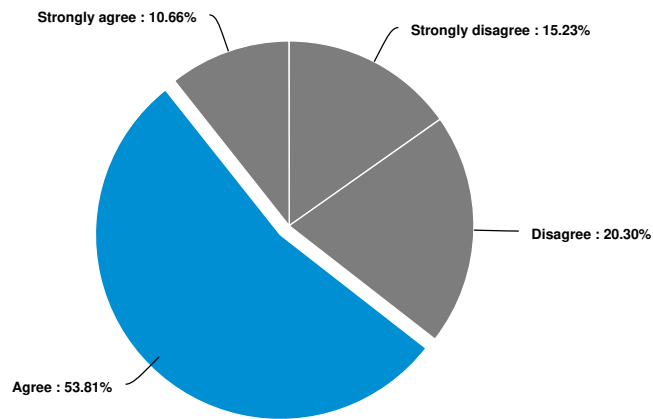
Answer	Count	Percent	20%	40%	60%	80%	100%
Strongly disagree	13	6.63%					
Disagree	41	20.92%					
Agree	113	57.65%					
Strongly agree	29	14.8%					
<b>Total</b>	<b>196</b>	<b>100 %</b>					

I don't understand why I have to take general education courses.



Answer	Count	Percent	20%	40%	60%	80%	100%
Strongly disagree	29	14.72%	<div style="width: 14.72%;"></div>				
Disagree	101	51.27%	<div style="width: 51.27%;"></div>				
Agree	38	19.29%	<div style="width: 19.29%;"></div>				
Strongly agree	29	14.72%	<div style="width: 14.72%;"></div>				
<b>Total</b>	<b>197</b>	<b>100 %</b>					

I could describe to a friend why it is important to take general education courses.



Answer	Count	Percent	20%	40%	60%	80%	100%
Strongly disagree	30	15.23%	<div style="width: 15.23%;"></div>				
Disagree	40	20.30%	<div style="width: 20.30%;"></div>				
Agree	106	53.81%	<div style="width: 53.81%;"></div>				
Strongly agree	21	10.66%	<div style="width: 10.66%;"></div>				
<b>Total</b>	<b>197</b>	<b>100 %</b>					

Is there anything else you would like to tell us about the General Education program at Arkansas Tech?

03/10/2020	28164856	No
03/04/2020	28108045	I don't know what courses are considered general education. I only know what I have to take for my degree so I can't tell you whether they are necessary or important or if they would improve my degree for the better.
02/28/2020	28082630	If you pass a science lab but fail the science class, and the lab is a seperate course from the class, why do you have to retake the lab?
02/28/2020	28074354	I'm not exactly sure what you mean by General Education program. I'm thinking math, literature things of that nature. there wasn't a not sure or don't know option on the questions so I checked agree.
02/24/2020	28051867	No
02/21/2020	28043846	no
02/21/2020	28043635	No
02/21/2020	28043569	No
02/20/2020	28021570	ATU Ozark and ATU Main campus departments need to discuss what they atr teaching. So students don't have to take classes in departments they done took.
02/20/2020	28021264	I can see why we would need to take a few general education classes, but there are some majors that have no use for some general education classes. So, some classes shouldn't be required by all students. the general education classes should be categorized better by what major you are trying to achieve.
02/19/2020	28018869	No
02/19/2020	28018517	No
02/19/2020	28018361	N/A
02/19/2020	28018330	No
02/19/2020	28018043	At first I did not understand why I had to take the gen ed courses. I know now, it exposes students to different experiences making them well rounded.
02/19/2020	28017787	Not at the moment.
02/19/2020	28017668	none
02/19/2020	28017656	no
02/19/2020	28017561	It doesn't need to have fine arts or social science as a required general education course.
02/19/2020	28017568	No
02/19/2020	28017521	I don't really know much about it
02/19/2020	28017482	It's necessary to be exposed to many concepts not only pertaining to your degree! As well as understanding basic knowledge to be able to move onto more advance class! I think Arkansas Tech does a good job at doing those step examples!
02/12/2020	27978408	I believe you should be allowed to choose which general education courses you would like to take. For example I can't stand taking comp 1 and 2 classes so I believe I should have the choice to take an alternative class
02/10/2020	27965347	No
02/09/2020	27961733	No
02/09/2020	27961139	Some are helpful, but requiring so many of them makes students stay in school longer than needed. That leads to more student debt. Most degrees could be completed in 2-3 years, but the first 2 years of college are taken up by gen. ed. courses.
02/09/2020	27960421	Would like to see transfer students not have to fulfill a 30 hour residency requirement. Most of those classes are on ACTS.
02/08/2020	27957845	I have had a very positive experience at Tech and would encourage anyone seeking to better themselves to attend either online or on campus. Great people, very helpful and sincerely care about us and our success. Because our success is your success.
02/08/2020	27957117	no
02/08/2020	27956833	No
02/08/2020	27956822	I haven't had a lot of communication about general education classes, but I entered Tech as a transfer student and I have already Exceeded the general education requirement prior to entering Tech. Science classes with Labs are the only classes in the General Education block that I had remaining. This impacts the type of discussions I have had with my adviser.
02/07/2020	27954870	No

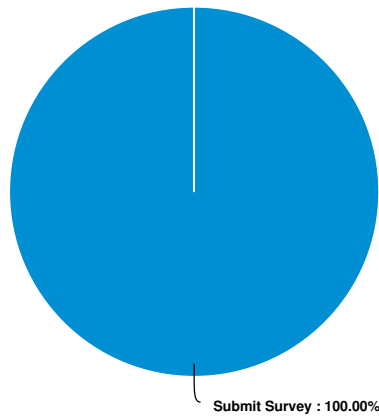
02/07/2020	27954469	N/A
02/07/2020	27953388	No
02/07/2020	27952898	It is okay but maybe go down a little on requirements.
02/07/2020	27952395	
02/06/2020	27950853	My personal opinion is that you should only need to take the gen. Ed. that you will need extensively for your major. For example, math for engineers, but not english. That way, more hours will open up for specialization in the fields of study that we are pouring countless hours, and dollars, into. I've had many discussions with my peers in which they have said, "I am here to learn computer science, not chemistry." Or, "I need to get my nursing homework done, but I have so much to do from composition." I, myself, have said many times, that I came to Tech to learn advanced mathematics and engineering concepts, not to re-learn MLA format and parts of speech. I am paying nearly ten thousand dollars to be an engineer, not a general education student. On the other hand, I do understand that some is needed. Engineers use an extreme amount of math, and we write reports, though a technical writing class would be much more helpful. Prerequisite courses should only exist if they lead specifically into the next course, like Calculus 1 to Calculus 2. I have to take General Chemistry just to take Physics, which have little to do with each other, but I need Physics 1 and 2 for my degree. Thank you for your time.
02/06/2020	27950002	No
02/06/2020	27948473	None
02/05/2020	27946910	no
02/05/2020	27946592	NO
02/05/2020	27946294	there should be a age and experience test that if passed then gen ed classes should b credited and not forced to be taken to get the degree
02/05/2020	27946232	They give you a good base knowledge.
02/05/2020	27946156	I do wish that Arkansas Tech/Ozark offered a full accounting degree instead of just a certificate. A batchl
02/05/2020	27945736	I have found that the General Education professors have no real value of their students unless directly related to their career. For example, I am less likely to consistently engage in an art, theatre, or social economics class when I am attending school to aid in the care of sick individuals. Most of the institutes instructors pick favorites to those who have chosen to Major in art, theatre, or social economics. I feel as though I am paying thousands of dollars to settle for a B, because I am not enthusiastic enough about art. The entire system is rigged and there is no way out. Thank you for allowing me to share my concerns and voice my opinions.
02/04/2020	27942171	I think that some general education is needed, but based on what your going for. I do not think it should be the same for everyone across the board no matter if you are exempt from some due to testing. I think all colleges should rethink the required classes they say are "needed" for general education and have the classes geared more to the students degree plan. I know I am not the only one who thinks "why is this class needed for what I'm going for?"
02/04/2020	27942098	not really.
02/04/2020	27942097	Nope
02/04/2020	27942013	n/a
02/04/2020	27941961	No
02/04/2020	27941887	The general education requirements should vary depending on the major not just be a large selection of assorted classes that have zero or next to zero actual aid to the degree programs. Example, a mathematics major should have more mathematics options and fewer English requirements, a CJ degree should have A foreign language requirement not a specific one.
02/04/2020	27941597	No.
02/04/2020	27941535	I understand why I have to take general education courses, but I still wish that I had less of them.
02/04/2020	27941497	no
02/04/2020	27941455	You shouldn't really have to take two sections of Comp. if your major has nothing to do with writing. You also shouldn't have to two science classes if that's not part of your major. That much extra won't matter in the long run.
02/04/2020	27941102	I think it should be clearer in degree works or other resources for Tech students what courses are general education courses and which ones are required for your major/for graduation.
02/04/2020	27940669	I think it is a costly unnecessary program
02/04/2020	27940294	I think we should just take classes that well prepared us to do better in our program, General education can hurt the gpa just because students wont engage on the class . Since is nota topic of interest.
02/04/2020	27940009	nope
02/04/2020	27940017	n/a
02/04/2020	27939588	Waste of time. Most of these courses seem aimed at younger students who are irresponsible and can't find and study the information independently. As an out of state student paying 2000+ for a gen ed course, it is ridiculous and seems an excuse for the school to bilk money from students.
02/04/2020	27939438	I'm on the fence about general education classes. Specifically being a math major (NOT math-ed) I don't see where I'm going to use earth science much outside of my personal recreation time and maybe other non-job related occurrences. I've often been told that general education classes are beneficial to your career, but I don't see the value in that. I've often been told that general education classes are beneficial to your career, but I don't see the value in that. I've often been told that general education classes are beneficial to your career, but I don't see the value in that.



02/04/2020	27939428	are cocktail party conversational topics, and seeing as I don't--and there is the entire internet at my fingertips if I did--I wouldn't recommend wasting scholarship money, time, or out of pocket/loan money on conversation pieces. They're interesting, and I would subscribe to them if they were series on YouTube, but I would only financially invest if I wanted to actively utilize the material.
02/04/2020	27939333	no
02/04/2020	27939123	Nope
02/04/2020	27939018	no
02/04/2020	27937692	No
02/03/2020	27936991	no
02/03/2020	27936916	N/A
02/03/2020	27936397	No.
02/03/2020	27936291	Not really
02/03/2020	27936256	I really don't know anything about gen ed except for the name, my dudes.
02/03/2020	27936214	No way Josè
02/03/2020	27936138	N/A
02/03/2020	27936142	No
02/03/2020	27936114	no
02/03/2020	27935757	No
02/03/2020	27935726	general education is a tool that is used by people who care about general education to hopefully make others care about general education in the hopes that someone will like general education.
02/03/2020	27935159	N/a
02/03/2020	27935122	No
02/03/2020	27934898	Faculty and my advisor spoke with me about the general education courses because I asked about their importance. Although, many students I know either do or most likely refuse to acknowledge their importance. They are not stressed about the courses and there for fail.
02/03/2020	27934859	no
02/03/2020	27934838	we shouldn't have to take them if not required for our major because why pay for a class when you don't actually need it
02/03/2020	27934841	Nope
02/03/2020	27934818	Not really.
02/03/2020	27934512	n/a
02/03/2020	27934436	no.
02/03/2020	27934376	No
02/03/2020	27934380	N/a
02/03/2020	27934375	no
02/03/2020	27934365	No
02/03/2020	27934354	No
02/03/2020	27934310	I believe there should be more emphasis on major-based classes than general education.
02/03/2020	27934290	It's a scam to get more money out of kids. The only reason we have them is because high faculty have become comfortable with their pay, and if the gen-Ed classes were taken away, their pay would be decreased and they wouldn't like that. Their worried about themselves and not the students.
02/03/2020	27934246	My friend is an Ag major. He had to take intro to theatre.. waste of money
02/03/2020	27934218	no
02/03/2020	27934165	I dont know much about it
02/03/2020	27934128	No
		I almost quit college because of general education courses. I worked hard through high school to pass the classes i had no interest in, such as english, and I believe I learned them well enough to function in society properly. I took a military break before college and I spent my free time pushing myself towards my degree and studying up on some basics. Being out of the education loop for a while hurt some of my weaker subjects

02/03/2020	27934033	pushing myself towards my degree and studying up on some basics. Being out of the education loop for a while hurt some of my weaker subjects, but not enough to say i need them ever again. To force me to take classes that have no part in my field of study is borderline neglect. Im pushing through my math classes and engineering classes with ease. What has brought me to the point on giving up on the education system as a whole is the general education classes. We are forced our entire academic lives as kids to take classes we dont want to, but its stuff every human should know. The older we got, those classes seemed to diminish in place of electives. I finally finished high school, done all the work that was mandatory to graduate only to find myself back in the loop. If I am paying for this education, then i should have a say in what i am learning. If you want to pay me fore the general education classes, then be my guest. Still wont make me agree with them though, they should be optional. Give those classes On a needed basis. Maybe even design them so you get a tuition assistance check for completion of them. It will draw people who want to take them, to take them, and save the ones who don't from the trouble.
02/03/2020	27934133	No
02/03/2020	27934090	I wish there were more general education program related to my degree, if not I which I could take less so that I could focus on other electives related to my degree.
02/03/2020	27934099	No
02/03/2020	27934096	no
02/03/2020	27934016	Filled with talented teachers main reason why I wanted to come to Tech.
02/03/2020	27933855	No
02/03/2020	27933926	No

If you would like to be part of a General Education focus group (and receive a gift card to the book store) please contact Dr. Jeremy Schwehm at [jschwehm@atu.edu](mailto:jschwehm@atu.edu). Focus groups will be held on Monday, February 10, from 12:00pm to 5:00pm.



Answer	Count	Percent	20%	40%	60%	80%	100%
Submit Survey	164	100%	<div style="width: 100%; height: 10px; background-color: #007bff;"></div>				
<b>Total</b>	<b>164</b>	<b>100 %</b>					