
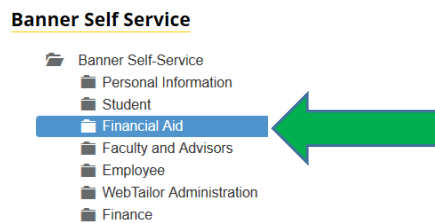


## To complete the Financial Aid Supplement/Consent Form:

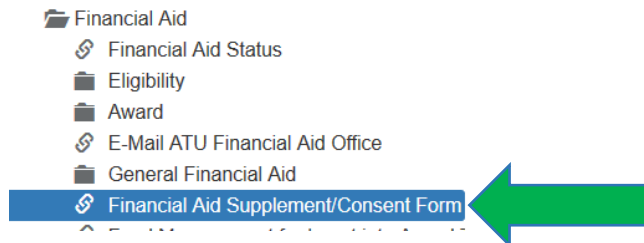
1. Click on the Home link in OneTech:



2. Click on Financial Aid under Banner Self Service.



3. Select Financial Aid Supplement/Consent Form.



4. Read, **complete**, and submit the Financial Aid Supplement/Consent Form and look for the confirmation message below! If you attended 2019-20 and have not completed it, **the 2019-2020 SUPPLEMENT/CONSENT FORM MUST BE COMPLETED BEFORE YOU CAN ACCESS THE 2020-2021 SUPPLEMENT/CONSENT FORM.** You must answer all questions marked with a red asterisk (\*) before you can submit the form.

Your Supplement/Consent Form Has Been Completed