
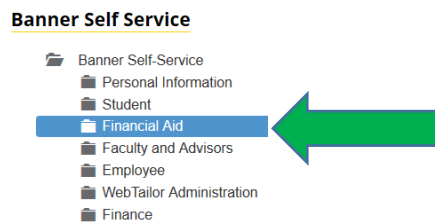


# Instructions for the Financial Aid Supplement/Consent Form:

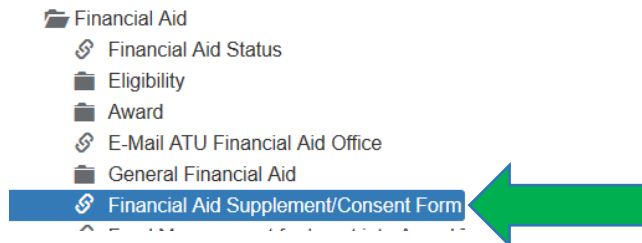
1. Click on the Home link in OneTech:



2. Click on Financial Aid under Banner Self Service.



3. Select Financial Aid Supplement/Consent Form.



4. Read, **complete**, and submit the Financial Aid Supplement/Consent Form and look for the confirmation message below! If you applied for aid for a prior year and have not completed it, **YOU MUST COMPLETE ANY PRIOR YEAR'S SUPPLEMENT/CONSENT FORM BEFORE YOU CAN ACCESS THE CURRENT YEAR'S SUPPLEMENT/CONSENT FORM.** You must answer all questions marked with a red asterisk (\*) before you can submit the form.

Your Supplement/Consent Form Has Been Completed