


2020 ACADEMIC DEGREE ASSESSMENT

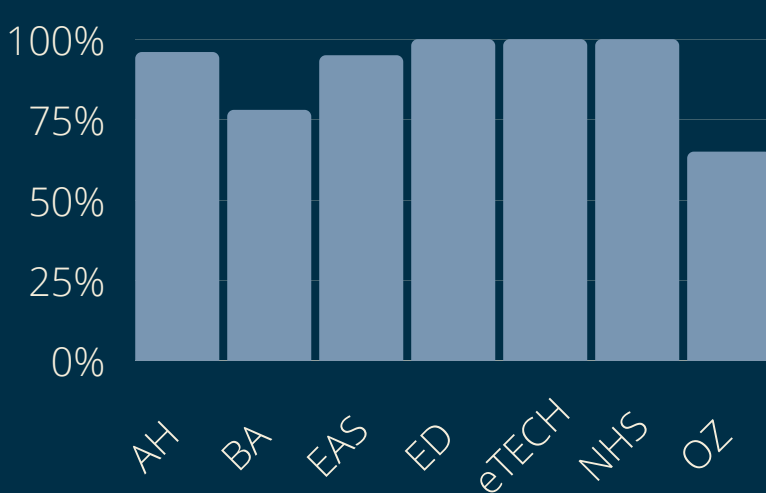


Data was gathered from Weave for the following Colleges: Arts & Humanities, Business, Engineering & Applied Sciences, Education*, eTech, Natural & Health Sciences, and Ozark. This year establishes a baseline for improvement for the coming years.

PROJECT COMPLETION: 91%



120 PROJECTS



Percentage of completed projects by each college.

PROJECT COMPLETION BY COLLEGE

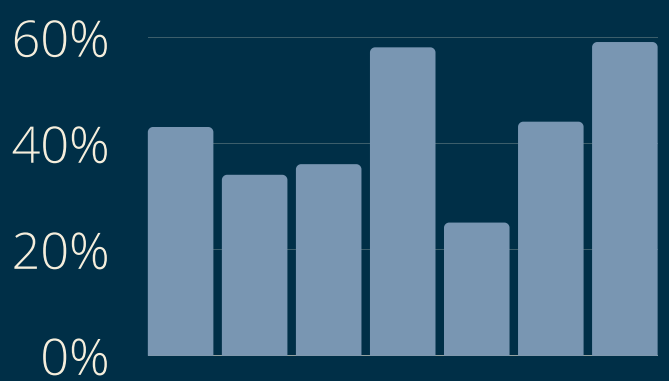
Most degree programs completed assessment plans. Several departments combined all degree options into one plan.

QUALITATIVE ELEMENTS OF ASSESSMENT

Each project was assessed using a rubric to measure the elements of each plan including

- the presence of measurable goals
- current year data,
- reflection on findings, and
- plans for future improvements.

Elements were assessed as Not Evident, Emerging, Established, or Highly Developed.



Average assessment score as a percentage by college.

OPPORTUNITIES FOR IMPROVEMENT

- Evidence collection/documentation.
- Planning for improvement/"closing the loop"
- Demonstrating pedagogical awareness and development.
- Demonstrating full faculty participation

OFFICE OF ASSESSMENT & INSTITUTIONAL EFFECTIVENESS

*Most programs in the College of Education complete annual assessments within the TaskStream system for their accreditor. Infographic created by Amanda Gardner, Assessment Specialist, OAIE