


October 1, 2015

To: Dr. A. J. Anglin,
Interim Vice-President of Academic Affairs

From: V. Carole Smith, Ph.D. 
Professor for Middle Level Education

Re: Report on the Professional Development Grant

I received \$2011.15 from the Professional Development Grant Committee. I used this money to enhance my own professional development and that of the ATU Middle Level Program, by attending the 2015 Association of Teacher Educator Annual Conference in Phoenix Arizona. I have been active in this organization for the 5 years that I have been in higher education.

I made a presentation at this conference:

The Importance of the "Video Teach" Prior to the Middle Level Teacher Candidates Internship

I have also been a part of the governance at this meeting as a member of:

The 2014 Conference Planning Committee for St. Louis, Missouri.

The 2015 Conference Planning Committee for Phoenix, Arizona.

The 2017 Conference Planning Committee for Orlando, Florida

The Efficacy Commission.

The Middle Level Special Interest Group

The Leadership Academy.

I appreciate the opportunity to participate in professional organizations and conferences. For teacher education faculty, it is crucial for us to maintain professional connections, by exposure to cutting edge knowledge in teacher education and to revitalize our own enthusiasm and motivation for teaching. In our profession, it is important that we observe and participate in what we teach.

REQUIRED COVER PAGE

APPLICATION FOR PROFESSIONAL DEVELOPMENT GRANT



****All questions must be completed to be considered for grant award.**

Choose one: <input type="checkbox"/> Creative Activity <input type="checkbox"/> Research Activity <input checked="" type="checkbox"/> Professional Enhancement Activity	Application Deadline Date: October 1, 2014 (i.e. October 1, February 1, or April 15) Date of Last PDG Award (Semester and Year awarded): __October 1, 2013 Date of ATU Faculty Appointment (Semester and Year): January 2004
---	---

1. Project Title: The Importance of the "Video Teach" Prior to the Middle Level Teacher Candidates Internship

2. Name of Principal Investigator/Project Director: V. Carole Smith

3. School (abbrev): College of Ed.4. **Department:** C & I 5. **Campus Mail Address:** Crabaugh 210

6. PI/PD Campus Phone: (479) 968-0421 **7. Amount Requested:** \$ 2,011.15 **8. Total Cost of Project:** \$2,011.15

9. Will total funds awarded be expended by June 30th of the current fiscal year: Yes X No _____

10. If not, what is the total to be expended this fiscal year: \$ 2,011.15

11. What is the total to be carried over to the next fiscal year: \$ _____ (if approved by the VPAA)

12. Project Completion Date: February 17, 2015 **13. Travel Dates:** 2/11/2015 – 2/17/2015 (if applicable)

14. Does this project involve:

Yes No

- human subjects?
- animals/animal care facility?
- radioactive materials?
- hazardous materials?
- biological agents or toxins restricted by the USA Patriot Act?
- copyright or patent potential?
- utilization of space not currently available to the PI/PD?
- the purchase of equipment/instrumentation/software currently available to the PI/PD?

NOTE: If the answer is "yes" to any of the above questions, the investigator must attach appropriate documentation of approval or justification for use/purchase.

SIGNATURES

Department Contribution (if applicable): \$ -0-

Account Number: _____

David Bell 10-1-2014
Chairperson Date

School Contribution (if applicable): \$ _____

Account Number: _____

Sherry L. Field 10-1-2014
Dean Date

This Section to be completed by the Office of Academic Affairs

Previous PDG Award final report received: Yes _____ No _____

PDC Committee Award Recommendation: Yes _____ No _____

PDC Committee Proposal Rank: _____ of _____ Total Proposals.

Recommendation of VPAA: Yes _____ No _____ **Recommendation of President:** Yes _____ No _____

Award Date: _____

**Association of Teacher Educators 2015 Annual Conference
Phoenix, Arizona
February 13 - 17, 2015
Advocating for the Silenced: The Educators' Vocation**

B. Abstract

Attending the Association of Teacher Educators 2015 Annual Conference for three reasons:

I plan to present on The Importance of the "Video Teach" Prior to the Middle Level Teacher Candidates Internship. Video Teach can be a key factor in the success of the internship. The Teach is watched with the middle level candidate and the instructor for the class.

In addition to my presentation, I am on the planning committee for the 2014 Annual conference. I am on the committee for the Honors and Awards Banquet. This activity is one of the largest activities of the conference. The Association of Teacher Educators was founded in 1920 and is an individual membership organization devoted solely to the improvement of teacher education. ATE member represent over 700 colleges and universities and over 500 major school systems, and the majority of state departments of education. I have been active in both state and national ATE since 2000. I am a past president of Arkansas Association of Teacher Educators.

I am a member of two groups that are a part of ATE. The Self-Efficacy Commission and the Middle Level Special Interest Group. The middle level networking is important to keep me informed on middle level issues, especially those concerning licensure and writing Specialized Professional Association (SPA) reports.

C. Objectives

To demonstrate and discuss how video teach are an important activity in preparing the middle level teacher candidate for the internship.

To attend the conference and complete the duties that has been assigned to me as a member of the 2015 planning committee.

To enhance my knowledge of teacher preparation by attending conference sessions and informal networking with other university and middle level colleagues.

D. Significance/Needs

There is always a need for more research in middle level education and teacher education. It is important that I continuously evaluate classroom activities and gain a clear view of their effectiveness in preparing middle level teachers.

I receive professional enhancement through my committee work for ATE. This is my third planning committee, and I have been fortunate to be on planning committees that supported two national Presidents that were from Arkansas.

As a middle level teacher educator, the more I collaborate with other middle level teacher educators, the more diverse ideas I have to bring into my classroom and to the middle level program.

E. Process for attainment of Objectives/Goals

The 2015 speakers for the ATE Annual Meeting are Gloria Ladson-Billings, Luis Moll, Joan Wink, and Etta R, Hollins. These speakers are known for their work "advocating for the silenced." Each speaker is nationally known for their work with children and people of color, the LGBT community, and multicultural education. The conference is being held at the Hyatt in Phoenix.

F. Dissemination of Results

I will share this information at other conferences, especially the AMLE National conference in November. I will also share the information with colleagues in ATU's college of education.

G. Repeated Request

I have requested other Professional Development Grants to support my professional enhancement, presentations, participation and attendance at a variety of national, regional and state conferences related to middle level education and teacher education.

**PROPOSED BUDGET
PROFESSIONAL DEVELOPMENT GRANT**

1. Travel (please list expenditures broken down for the length of the trip: e.g., hotel =\$90x5=\$450):

Dates of Travel:	February 12 – 17, 2015	
Airfare (include carrier and flight information):		542.00
Hotel: 5 nights (5 x \$ 189 a night + 12.27% tax \$115.95		1,060.95
Mileage Reimbursement = 42 cents/mile: To and from L. R.		67.20
Incidentals 1. Luggage Fee		50.00
Incidentals 2 Taxi/Shuttle		26.00
Conference Registration		265.00
Total Estimated Travel Expenses:	\$ _____	2,011.15

* Items purchased under \$2,500 (including taxes and shipping) are considered supply items. Capital Outlay items are those which cost \$2,500 (per item) or more (including taxes and shipping). Please contact the Purchasing Office for questionable items.

6. **TOTAL PROPOSED BUDGET** **\$_2,011.15**

- No Correlations between students' total video scores and the PLT

Correlations			
		Video Total	PLT
Video Total	Pearson Correlation	1	-.073
	Sig. (2-tailed)		.695
	N	52	31

- No Correlations between students' total video scores and their GPA

Correlations			
		Video Total	GPA
Video Total	Pearson Correlation	1	.154
	Sig. (2-tailed)		.319
	N	52	44

- No Correlations between students' total video scores and internship

Correlations			
		Internship	Video Total
Internship	Pearson Correlation	1	.128
	Sig. (2-tailed)		.391
	N	47	47

- Strong and positive correlations between students' video 02 and video 03

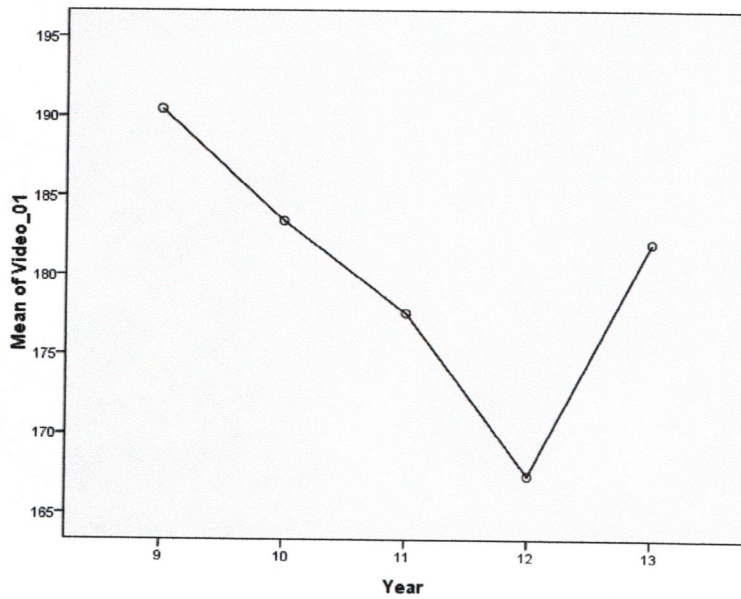
Correlations			
		Video 02	Video 03
Video 02	Pearson Correlation	1	.500**
	Sig. (2-tailed)		.006
	N	29	29

** . Correlation is significant at the 0.01 level (2-tailed).

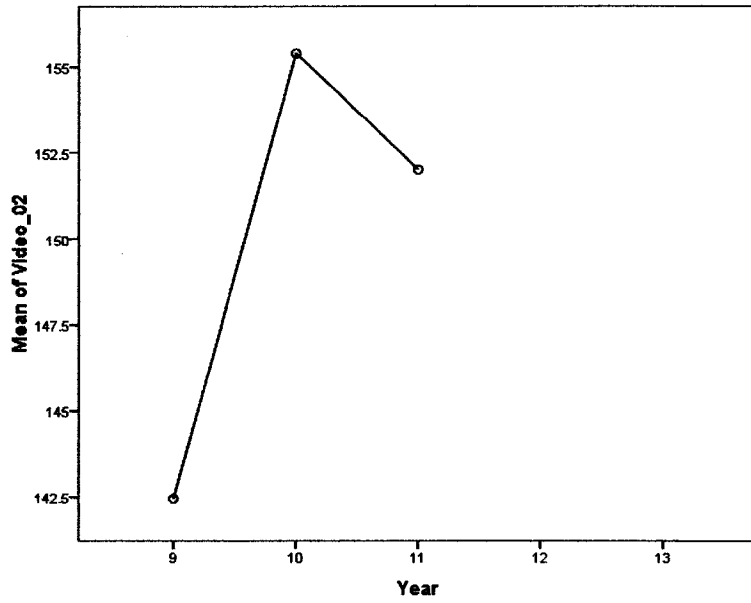
- There is statistically significant difference between video 01 and video 03 mean scores

One-Sample Test						
Test Value = 0						
					95% Confidence Interval of the Difference	
	t	df	Sig. (2-tailed)	Mean Difference	Lower	Upper
Video 01	62.643	51	.000	179.788	174.03	185.55
Video 03	97.476	51	.000	183.288	179.51	187.06

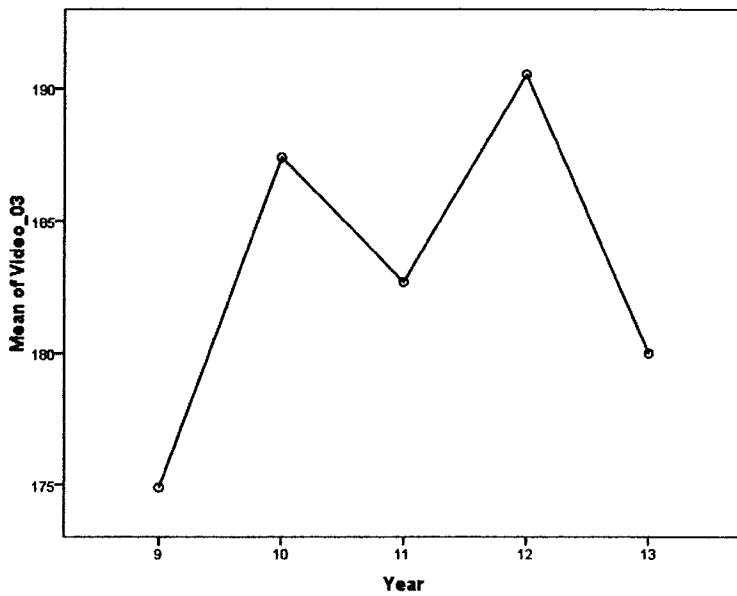
- Scores distribution of video 01 from 2009 to 2013



- **Scores distribution of video 02 from 2009 to 2013**



- **Scores distribution of video 03 from 2009 to 2013**



- No Correlations between video 01 and video 02
- No Correlations between video 01 and video 03
- Strong and positive correlations between video 02 and video 03

Paired Samples Correlations				
		N	Correlation	Sig.
Pair 1	Video 01 & Video 02	29	.251	.190
Pair 2	Video 01 & Video 03	52	.099	.486
Pair 3	Video 02 & Video 03	29	.500	.006

- There is statistically significant difference between video 01 and video 02 mean scores
- There is no difference between video 01 and video 03 mean scores
- There is statistically significant difference between video 02 and video 03 mean scores

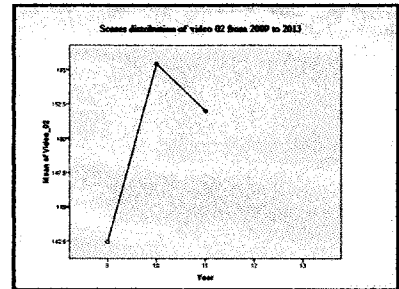
Paired Samples Test									
		Paired Differences					t	df	Sig. (2-tailed)
		Mean	Std. Deviation	Std. Error Mean	95% Confidence Interval of the Difference				
		Mean	Std. Deviation	Std. Error Mean	Lower	Upper			
Pair 1	Video 01 – Video 02	33.379	16.885	3.135	26.957	39.802	10.646	28	.000
Pair 2	Video 01 – Video 03	-3.500	23.597	3.272	-10.069	3.069	-1.070	51	.290
Pair 3	Video 02 – Video 03	-31.690	13.808	2.564	-36.942	-26.438	-12.359	28	.000

The Importance of the "Video Teach" Prior to the Middle Level Teacher Candidates Internship

V. Candice Smith
Arkansas Tech University
ArkATE
February 2015

The Change

- "I did not do well on my video teach."

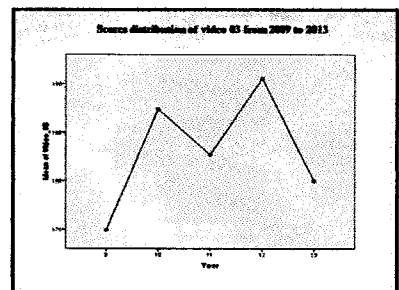


Source of Data

- Interns - 51
- Years 2009 - 2013
- Grade Point Average
- Praxis II Scores - PLT
- Internship Grades
- Scores from 3 Video Teach

The Video Teach

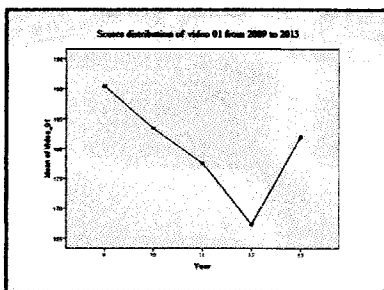
- MLED 3034 Educational Psychology + 1 video Teach
- MLED 4013 Guided Field Experience + 2 Video Teach
- MLED 4912 Internship + Video Teach (Counted as Best Lesson)



Original Objective

To Trace the developmental transitions of the middle level teacher candidates from the Introduction to Education class to the Internship.

Question: Is there any correlation between the success in Educational Psychology and the Internship?



Correlations or Not!

- No Correlations between students' total video scores and the PLT.
- No Correlations between students' total video scores and their GPA.
- No Correlations between students' total video scores and internship.
- Strong and positive correlations between students video 02 and video 03.

Correlations cont.

- There is statistically significant difference between video 01 and video 02 mean scores.
- There is no difference between video 01 and video 03 mean scores.
- There is statistically significant difference between video 02 and video 03 mean scores.

Paired Samples Test									
Paired Differences									
95% Confidence Interval of the Difference									
		Mean	Std. Deviation	Std. Error Mean	Lower	Upper	t	df	Sig. (2-tailed)
Pair 1	Video 01 - Video 02	21.800	19.288	1.720	20.080	23.520	12.666	28	.000
Pair 2	Video 01 - Video 03	24.500	23.897	2.372	19.756	29.244	4.890	28	.000
Pair 3	Video 02 - Video 03	24.800	13.088	1.500	21.800	27.800	16.533	28	.000

- There is statistically significant difference between video 01 and video 03 mean scores.

Paired Samples Test							
Test Value = 0							
95% Confidence Interval of the Difference							
		t	df	Sig. (2-tailed)	Mean Difference	Lower	Upper
Video 01	22.643	34	.000	179.724	174.07	185.61	
Video 02	27.059	31	.000	193.899	179.31	197.80	

What I Know

- In this group of middle level teacher candidates, 20% had problems during their internship.
- 7 of these students were non-completers.
- There are lower scores for the second video teach than one and three.

Question

- Is the key to a successful internship more related to disposition than skill in teaching?

Paired Samples Correlations				
		r	Correlation	Sig.
Pair 1	Video 01 & Video 02	.20	.200	.190
Pair 2	Video 01 & Video 03	.00	.000	.980
Pair 3	Video 02 & Video 03	.21	.200	.180